



Construction

Sikadur 22, Lo-Mod

Application Instructions



Sika Corporation

Sikadur 22, Lo-Mod

- ▲ Epoxy resin binder
- ▲ Two-component
- ▲ 100% solids
- ▲ Moisture-tolerant
- ▲ Low-modulus
- ▲ Medium-viscosity



Sikadur 22, Lo-Mod

▲ Where to use:

- Use neat as the binder resin for a skid-resistant, epoxy broadcast overlay.
- As an epoxy mortar by mixing resin with oven-dried aggregate for concrete patching and overlay applications.



Sikadur 22, Lo-Mod

▲ Packaging:

- 4 gallon units
- 110 gallon units (drums)
- 660 gallon units (totes)

▲ Coverage:

- 1 gallon yields 231 cubic inches
- 1 gallon (A + B) mixed with 5 gallons by loose volume of oven-dried aggregate yields approximately 808 cubic inches



Sika Corporation

Surface Preparation

- ▲ Surface must be clean and sound.
- ▲ Surface can be either dry (ideal) or damp, but free of standing water
- ▲ Remove dust, laitance, grease, curing compounds, impregnations, waxes and any other contaminants before application.



Surface Preparation

▲ Concrete:

- Surface should be cleaned and prepared to achieve a laitance and contaminant free, open textured surface by blast cleaning or equivalent mechanical means (ICRI CSP-4 or greater).
- Follow typical concrete repair mortar guidelines for surface preparation (SSD not required), for epoxy mortar applications.



Steel Preparation

▲ Steel

- Steel should be cleaned and prepared thoroughly by blast cleaning to white metal finish.



Tools Required (typical for 4 gallon mix)

- ▲ 1/2" drill motor
- ▲ Low speed drill (400-600 rpm)
- ▲ Jiffy mixing paddle
- ▲ Spatula
- ▲ Notched Squeegee



Mixing

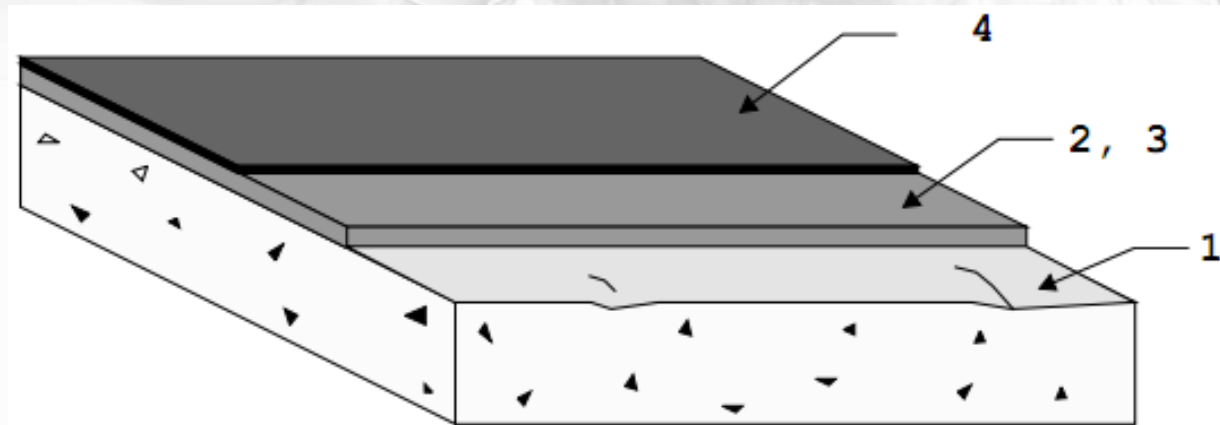
- ▲ Pre-mix both A & B components
- ▲ Proportion equal parts by volume of Component A and B into clean pail
- ▲ Mix thoroughly for 3 min. with Sika paddle on low-speed (400-600 rpm) drill until uniformly blended
- ▲ Mix only that quantity that can be used within pot life



Application

▲ Broadcast Overlay

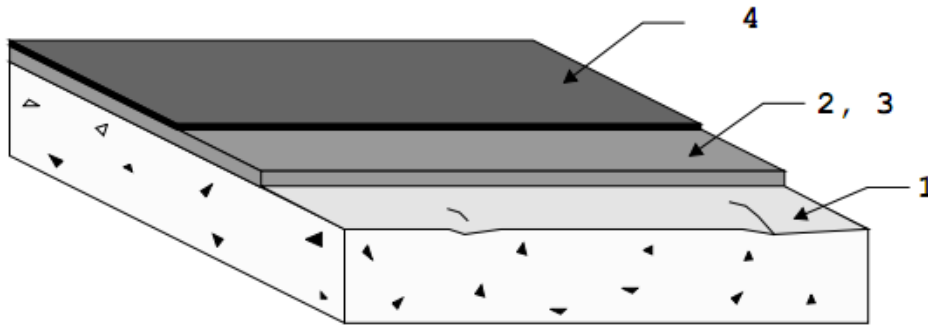
1. Prime prepared substrate with Sikadur 22, Lo-Mod (or optional Sikadur 21, Lo-Mod LV)
2. While primer is tacky, spread the mixed Sikadur 22, Lo-Mod with a 3/16 in. notched squeegee
3. When material levels, broadcast the oven-dried aggregate slowly, allowing it to settle in the binder



Application

▲ Broadcast Overlay

4. Remove excess broadcast aggregate after epoxy has set
 - Ultimately the broadcast aggregate should be applied to excess at a rate of 2 lbs./sq. ft.



Mixing

▲ Epoxy Mortar

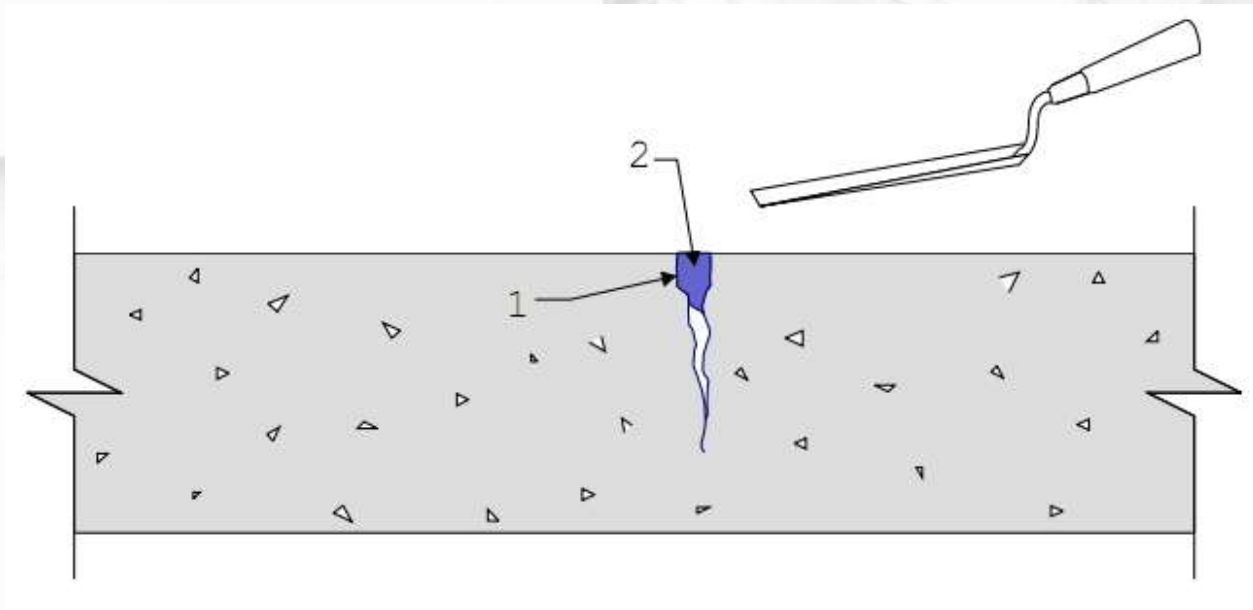
- Slowly add 3-6 parts by loose volume of an oven-dried silica sand to 1 part of mixed Sikadur 22, Lo-Mod and mix until uniform in consistency.



Application

▲ Epoxy Mortar

1. Prime prepared substrate with mixed, neat Sikadur 22 Lo-Mod resin
2. While primer is still tacky, apply mixed epoxy mortar by trowel or vibrating screed



Precautions

- ▲ Always read the current product data sheet, material safety data sheet and label prior to use.
- ▲ Avoid skin and eye contact
- ▲ Wear
 - chemical resistant gloves
 - goggles
- ▲ Ventilate area
- ▲ Dispose of in accordance with local, state and federal regulations
- ▲ Uncured material can be removed with approved solvent (e.g. xylene, acetone or MEK)
- ▲ Follow manufacturer's warnings and instructions for use



Sikadur 22, Lo-Mod

Sika Product Data Sheets can be obtained via:

<http://usa.sika.com>

Refer to data sheets for specific information on each Sika product.

