

PRODUCT DATA SHEET

SikaBond®-5700

PRESSURE SENSITIVE RESILIENT FLOORING ADHESIVE

PRODUCT DESCRIPTION

SikaBond®-5700 is a one-component, low VOC, pressure-sensitive resilient flooring adhesive that is specially formulated for installing large format luxury vinyl tiles and planks. SikaBond®-5700 can be applied by trowel or roller.

USES

SikaBond®-5700 is designed for full surface bonding of the below mentioned floor coverings on absorbent and non-absorbent substrates in interior areas:

Luxury Vinyl Tile (LVT)	Luxury Vinyl Plank (LVP)
Vinyl Composition Tile (VCT)	Fiberglass-backed sheet vinyl
Cork/rubber underlayment	Vinyl sheet goods
Carpet tile	Rubber flooring

CHARACTERISTICS / ADVANTAGES

- Up to 8 hours of working time
- Very easily spread with easy clean up
- High initial tack
- High shear and peel strength
- Aggressive bond strength
- Suitable for use on radiant heated subfloors
- Offers a releasable or permanent bond laying method

ENVIRONMENTAL INFORMATION





LEED v4.1 & LEED v5 California Department of Public Health (CDPH) Standard Method v1.2

PRODUCT INFORMATION

Chemical Base	Acrylic
Packaging	1 gal. (3.78 L) and 4 gal. (15.14 L) pail
Color	Off-white
Shelf Life	24 months from the date of production if stored properly
Storage Conditions	The product must be stored in original, unopened and undamaged sealed packaging in dry conditions and protected from direct sunlight and freezing at temperatures between 41°F and 77°F (5°C and 25°C). If frozen, discard. Condition material between 59°F and 75°F (15°C and 24°C) before using.
Density	~8.26 lbs/gal (~0.99 kg/L)

APPLICATION INFORMATION

Coverage

Flooring Type	Trowel	Coverage
Vinyl Tile, Vinyl Plank, VCT, Carpet Tile, Fiberglass Backed Sheet Vinyl, Rubber Tile, Rubber Stair Treads, Cork/Rubber Underlayment greater than 1/4", Vinyl/Rubber Sheet Goods (over porous substrates)	1/16" x 1/16" x 1/16" Square Notch 	150-180 sq.ft per gal.
Vinyl Tile, Vinyl Plank, VCT, Carpet Tile, Fiberglass Backed Sheet Vinyl, Cork/Rubber Underlayment up to 1/4", Rubber Sheet Goods (over non-porous substrates)	1/16" x 1/32" x 1/32" U Notch 	220-260 sq.ft per gal.
Vinyl Sheet Goods (over non-porous substrates)	1/16" x 1/32" x 1/16" U Notch 	400 sq.ft per gal.
Vinyl Tile, Vinyl Plank, VCT, Carpet Tile, Cork Underlayment (over non-porous substrates)	3/8" Short Nap Roller 	250-350 sq.ft per gal.

- These are estimated spread rate coverages and additional adhesive may be required based on substrate porosity/profile/levelness, material wastage or any other variations. Apply material to a test area to calculate the exact coverage for the specific substrate conditions. Trowel diagrams are not to scale.
- Coverage must be monitored to ensure accuracy of application. Trowel angle may prevent proper coverage.
- Installer is responsible for periodic inspection of the trowel to check for excessive wear. Worn trowels must be replaced immediately.
- The above-listed trowels must be used to obtain proper coverage, larger sizes are acceptable. Excessive amounts of adhesive may cause floor covering to slide while placing, check coverage during installation.

Ambient Air Temperature

Room temperature between 65°F (18°C) and 85°F (30°C). For ambient temperatures standard construction guidelines should be followed. Follow all floor covering manufacture's acclimation and room temperature requirements.

Relative Air Humidity

Between 30% and 50% during installation is best for adhesive. See floor covering manufacturer for floor covering requirements.

Substrate Temperature

During laying and until SikaBond®-5700 has fully cured, the substrate temperature must be between 65°F and 85°F (18°C and 30°C). Radiant heated subfloors must be turned off 48 hours prior to, during and after installation to prevent premature curing of the adhesive. For substrate temperatures, standard construction guidelines should be followed.

Substrate Moisture Content

Concrete moisture vapor emission rate (MVER) may not exceed 10 lbs. per 1,000 sq.ft. (4.54 kg per 92.9 m²) per 24 hours (using an anhydrous calcium chloride test ASTM F1869). Do not install when the relative humidity (RH) of the concrete slab exceeds 90% (using ASTM F2170). For protection of the floor covering, follow the floor covering manufacturer's requirements for subfloor moisture.

Cure Time

Floor may accept light foot traffic after ~12 hours
Restrict heavy traffic and furniture placement for ~24 hours after installation
Curing times depend on environmental and subfloor conditions, adhesive layer thickness and floor covering type.

Flash-off Time

0–60 minutes (depending on laying method and porosity)

Application Time

~20 minutes - up to 8 hours (depending on laying method and porosity; the adhesive layer must remain dust and dirt free)

BASIS OF PRODUCT DATA

Results may differ based upon statistical variations depending upon mixing methods and equipment, temperature, application methods, test methods, actual site conditions and curing conditions.

LIMITATIONS

- SikaBond®-5700 is suitable for interior use only.
- SikaBond®-5700 is only suitable for use by professional floor covering installers.
- Follow the floor covering manufacturer's installation instructions. Floor coverings need to acclimate to the room before installation according to the guidelines of the manufacturer.
- Avoid extreme variations of environmental conditions (temperature or humidity).
- Periodically check coverage of adhesive during installation: full substrate coverage and adhesive transfer is required.
- Minimum age of concrete before application must be 21–28 days, depending on curing and drying conditions.
- Room temperatures must be between 65°F (18°C) and 85°F (30°C) during installation unless otherwise specified limitations by floor covering manufacturer.
- Do NOT use on wet, contaminated or friable substrates.
- When needed, Sika recommends the use of SikaLevel® patching and levelling compounds for best results.
- Gypsum based subfloors are very susceptible to excess moisture and will be degraded if exposed to excess moisture from below or above.
- Do NOT use in areas subject to hydrostatic head or in areas subject to secondary source of moisture.
- Do NOT use over concrete with curing compounds, sealers or other surface treatments that could impact the adhesion.
- This adhesive does NOT form a moisture barrier and will NOT prevent moisture related damage to floor covering installations.
- Subfloor must be level – do NOT use adhesive as a levelling agent.
- Cutback or other asphaltic based residue must be removed.
- Adhesive should be kept above 59°F (15°C) for best workability.
- Installer must provide adequate cross-ventilation during and for ~24 hours after installation.
- During laying, and until SikaBond®-5700 has fully cured, substrate temperature must be greater than 65°F (18°C). For substrate temperatures, the standard construction rules are relevant.
- Installations over radiant heat require that slab temperature be kept below 85°F (30°C) during installation and for 48 hours after installation – then raised slowly up to final desired temperature. Follow floor covering manufacturer's temperature guidelines.
- Some primers can negatively influence the adhesion of SikaBond®-5700 (pre trials suggested).

- Protect from freezing. After being frozen the adhesive can no longer be used.
- All floor coverings must be dimensionally stable. As some floor coverings may change dimensions as a result of how the product was manufactured, Sika cannot be held responsible for installation issues caused by dimensional changes in flooring structures.

ENVIRONMENTAL, HEALTH AND SAFETY

For further information and advice regarding transportation, handling, storage and disposal of chemical products, user should refer to the actual Safety Data Sheets containing physical, environmental, toxicological and other safety related data. User must read the current actual Safety Data Sheets before using any products. In case of an emergency, call CHEMTREC at 1-800-424-9300, International 703-527-3887.

APPLICATION INSTRUCTIONS

NOTES ON INSTALLATION

These directions are general guidelines for flooring installations. It is the responsibility of the installer to determine proper drying time of the adhesive, trowel size to be used and acceptability of subfloor conditions. All installations must be in accordance with the flooring manufacturer's recommendations. Only flooring that is approved in writing for glue down installations by the flooring manufacturer can be used with SikaBond®-5700. Floors installed with SikaBond®-5700 are not warranted against damage caused by wet mopping, flooding, plumbing leaks or other extraordinary circumstances. For any installation not herein recommended, contact Sika before proceeding.

SUBSTRATE QUALITY

The substrate must be sound, meet the requirements of national standards and must have good compression and tensile strength.

Substrate must be clean, dry, stable, homogeneous and even, free of all contaminants such as oil, grease, dust, and loose or friable particles. Paint, wax, curing and sealing compounds, laitance, and other poorly adhering contents that will interfere with the adhesion of SikaBond®-5700 must be mechanically removed, as per ASTM F710.

Note: Adhesion tests on project specific substrates and floor coverings are recommended to be performed.

SUBSTRATE PREPARATION

- SikaBond®-5700 can be used on properly prepared, structurally sound concrete, cementitious patch/underlays, APA rated plywood, terrazzo, VCT (properly prepared), sheet vinyl (properly prepared and excluding self-stick). All floor covering manufacturer's recommendations must be followed.
- Below grade applications are generally not

recommended unless proper precautions are taken to protect the floor covering from subfloor and in-room humidity extremes.

- Thorough examination for excessive moisture in all subfloors is essential. Look around for visible water stains on the drywall and subfloor, particularly on concrete. Checking for and avoiding excessive moisture in every subfloor must be done. Sika requires the use of moisture tests on all concrete and wood subfloors. It is important that the subfloor's moisture content do not exceed the flooring manufacturer's or Sika's recommendations, whichever is lowest. All moisture tests must be documented prior to installation for Sika warranty to be in effect. For on-grade subfloors Sika recommends the use of Sika® MB, Sika® MB Redline or Sika® MB EZ Rapid (see appropriate product data sheet for installation instructions and proper details; treat Sika® MB products as a non-porous substrate and if using SikaBond®-5700 directly over Sika® MB products, allow adequate time for SikaBond®-5700 to "flash-off" prior to the installation of the floor covering) for best protection against subfloor moisture.
- Preparation is a critical step in the installation process and will ensure a successful long term tenacious bond.
- Concrete substrate must have a concrete surface profile of CSP 1-3.
- All subfloors must be structurally sound, clean, dry, smooth; free of voids, projections, loose materials, oil, grease, sealers and other surface contaminants that would hinder a good bond. Thoroughly clean with an industrial vacuum. Remove laitance or weak areas mechanically and thoroughly.
- When installing floor covering over gypsum based substrate, the gypsum must first be sealed/primed (as per ASTM F2419) and allowed to dry prior to installation of floor covering (see gypsum manufacturer's instructions for recommended sealer/primer).
- For substrates with old well bonded non-water soluble adhesive or adhesive residue use Sika® MB, Sika® MB Redline or Sika® MB EZ Rapid. If surface contains asphalt (cutback) adhesive, follow the Resilient Floor Covering Institute "Recommended Work Practices" for removal. When the asphalt (cutback) adhesive is sufficiently removed use the Sika® MB, Sika® MB Redline or Sika® MB EZ Rapid to help promote adhesion to the subfloor or use a SikaLevel® patch/level product in conjunction with the correct primer.
- To produce an absorbent, even subfloor, a cement based SikaLevel® levelling compound shall be used. For

appropriate layer thicknesses refer to the relevant valid data sheets.

- SikaBond®-5700 will adhere to most common patching / levelling compounds. Due to differences in asphalt-based adhesive types and performance capabilities, installer must verify that preparation of the surface is sufficient prior to using Sika® MB or SikaLevel® patch / level compound. For unknown substrates, please contact Sika's Technical Services for best practices at 1-800-933-SIKA.

APPLICATION METHOD / TOOLS

The adhesive has to be applied on the subfloor with a trowel/roller. The type of trowel/roller depends on the subfloor and the backing of the floor covering (refer to Coverage section). Always assure sufficient transfer of the adhesive to the floor covering backing.

Wet phase bonding (over porous substrates only)

The flash-off time for installation of floor coverings is 0–20 minutes, depending on the room climate and porosity of substrate. The floor coverings have to be laid in the relatively moist adhesive and rubbed down with an articulated floor roller.

Semi-wet phase bonding (over porous substrates only)

The flash-off time for installation of floor coverings is 20–40 minutes, depending on the room climate and porosity of substrate. As soon as the groove domes are transparent but not yet fully dried and the adhesive is forming legs (threads) the floor covering has to be laid.

Dry-tack phase bonding - dry to the touch (over porous and non-porous substrates)

The flash-off time for installation of floor coverings is ~60 minutes, depending on the room climate and porosity of substrate. As soon as the groove domes are transparent and the adhesive is no longer forming legs (threads) the floor covering has to be laid within the 8 hours working time.

All types of floor coverings must be weight rolled well especially along the seams. After a waiting time of ~15 minutes the floor covering has to be rolled again. Avoid direct sunlight, direct high temperatures, dynamic stress and pointed stress. The guidelines of the floor covering manufacturer apply.

Product Data Sheet

SikaBond®-5700

February 2026, Version 01.02

020512030000246310

CLEANING OF TOOLS

Wet adhesive can be removed with a damp cloth. Dry SikaBond®-5700 can be removed with mineral spirits or similar cleaning solvents. To remove adhesive from tools, clean with water immediately upon completion of installation.

OTHER RESTRICTIONS

See Legal Disclaimer.

LEGAL DISCLAIMER

- KEEP CONTAINER TIGHTLY CLOSED
- KEEP OUT OF REACH OF CHILDREN
- NOT FOR INTERNAL CONSUMPTION
- FOR INDUSTRIAL USE ONLY
- FOR PROFESSIONAL USE ONLY

Prior to each use of any product of Sika Corporation, its subsidiaries or affiliates ("SIKA"), the user must always read and follow the warnings and instructions on the product's most current product label, Product Data Sheet and Safety Data Sheet which are available at usa.sika.com or by calling SIKA's Technical Service Department at 1-800-933-7452. Nothing contained in any SIKA literature or materials relieves the user of the obligation to read and follow the warnings and instructions for each SIKA product as set forth in the current product label, Product Data Sheet and Safety Data Sheet prior to use of the SIKA product.

SIKA warrants this product for one year from date of installation to be free from manufacturing defects and to meet the technical properties on the current Product Data Sheet if used as directed within the product's shelf life. User determines suitability of product for intended use and assumes all risks. User's and/or buyer's sole remedy shall be limited to the purchase price or replacement of this product exclusive of any labor costs. **NO OTHER WARRANTIES EXPRESS OR IMPLIED SHALL APPLY INCLUDING ANY WARRANTY OF MERCHANTABILITY OR FITNESS FOR A PARTICULAR PURPOSE. SIKA SHALL NOT BE LIABLE UNDER ANY LEGAL THEORY FOR SPECIAL OR CONSEQUENTIAL DAMAGES. SIKA SHALL NOT BE RESPONSIBLE FOR THE USE OF THIS PRODUCT IN A MANNER TO INFRINGE ON ANY PATENT OR ANY OTHER INTELLECTUAL PROPERTY RIGHTS HELD BY OTHERS.**

Sika Corporation

201 Polito Avenue
Lyndhurst, NJ 07071
Phone: +1-800-933-7452
Fax: +1-201-933-6225
usa.sika.com



Product Data Sheet

SikaBond®-5700
February 2026, Version 01.02
020512030000246310

Sale of SIKA products are subject to the Terms and Conditions of Sale which are available at <https://usa.sika.com/en/about-us/terms-conditions-of-sale.html> or by calling 1-800-933-7452.

SikaBond-5700-en-US-(02-2026)-1-2.pdf

