NEMO|etc.
Certificate of Authorization #32455
353 Christian Street, Unit #13
Oxford, CT 06478
(203) 262-9245

ENGINEER **TEST** **CONSULT**

P.E. EVALUATION REPORT (PEER)

Sika Sarnafil, Inc.
100 Dan Road
Canton, MA 02021
(781) 828-5400

PEER-SIKA-001.A.R34
FL9274-R32 (NON-HVHZ)
Date of Issuance: 07/30/2007
Revision 34: 10/10/2024

SCOPE:
This P.E. Evaluation Report (henceforth 'PEER') is issued under **F.A.C. Rule 61G20-3** and the applicable rules and regulations governing the use of construction materials in the State of Florida. The documentation submitted has been reviewed by Robert Nieminen, P.E. for use of the product under the Florida Building Code. The product described herein has been evaluated for compliance with the **8th Edition (2023) Florida Building Code** sections noted herein.

DESCRIPTION: Sika Sarnafil Roof Systems (NON-HVHZ)

LABELING: Labeling shall be in accordance with the requirements of the Accredited Quality Assurance Agency noted herein.

CONTINUED COMPLIANCE: This PEER is valid until such time as the named product(s) changes, the referenced Quality Assurance or production facility location(s) changes, or Code provisions that relate to the product(s) change. Acceptance of our PEERs by the named client constitutes agreement to notify NEMO ETC, LLC of any changes to the product(s), the Quality Assurance or the production facility location(s). NEMO ETC, LLC requires a complete review of its PEER relative to updated Code requirements with each Code Cycle.

ADVERTISEMENT: "NEMO P.E. Evaluated" may be displayed in advertising literature. If any portion of the PEER is displayed, then it shall be done in its entirety.

INSPECTION: Upon request, a copy of this entire PEER shall be provided to the user by the manufacturer or its distributors and shall be available for inspection at the job site at the request of the Building Official.

This PEER consists of pages 1 through 5, plus a 78-page Appendix.

Prepared by:

Digitally signed by Robert Nieminen
Date: 2024.10.14 '09:53:26 -04'00

This item has been digitally signed and sealed by Robert Nieminen, P.E.
Printed copies of this document are not considered signed and sealed, and the signature must be verified on any electronic copies.
Robert Nieminen, Florida P.E. 59166, FBC ANE1983
NEMO ETC, LLC, Florida CA #32455

ROBERT NIEMINEN
LICENSE
NO. 59166
STATE OF
FLORIDA
PROFESSIONAL ENGINEER

CERTIFICATION OF INDEPENDENCE:

1. NEMO ETC, LLC does not have, nor does it intend to acquire or will it acquire, a financial interest in any company manufacturing or distributing products it evaluates.
2. NEMO ETC, LLC is not owned, operated or controlled by any company manufacturing or distributing products it evaluates.
3. Robert Nieminen, P.E. does not have nor will acquire, a financial interest in any company manufacturing or distributing products for which the PEERs are being issued.
4. Robert Nieminen, P.E. does not have, nor will acquire, a financial interest in any other entity involved in the approval process of the product.
5. This is a building code evaluation. Neither NEMO ETC, LLC nor Robert Nieminen, P.E. are, in any way, the Designer of Record for any project on which this PEER, or previous versions thereof, is/was used for permitting or design guidance unless retained specifically for that purpose.

©2019 NEMO ETC, LLC

2023 FBC NON-HVHZ

ROOFING SYSTEM EVALUATION:

1. SCOPE:

Product Category: Roofing
Sub-Category: Single Ply Roof Systems
Product Approval Method: Method 1, Option D – Codified Material, Evaluation by Engineer
Compliance Statement: **Sika Sarnafil Roof Systems**, as produced by **Sika Sarnafil, Inc.**, have demonstrated compliance with the following sections of the **8th Edition (2023) Florida Building Code** through testing in accordance with the following Standards. Compliance is subject to the Installation Requirements and Limitations of Use set forth herein.

2. STANDARDS:

SECTION	PROPERTY	STANDARD
1504.3.1	Wind resistance	FM 4474
1504.6	Physical properties	ASTM G154
1504.7	Impact resistance	FM 4470
1508.2	Material standard	ASTM C1289
1507.10.2	Material standard	ASTM D4601
1507.10.2	Material standard	ASTM D4897
1507.11.2	Material standard	ASTM D6163
1507.11.2	Material standard	ASTM D6164
1507.12.2	Material standard	ASTM D4434

3. REFERENCES:

ENTITY	EXAMINATION	REFERENCE	DATE	ENTITY	EXAMINATION	REFERENCE	DATE
ERD (TST6049)	D4434, G154	S45990.06.14	06/02/14	FM (TST1867)	FM 4470/4474	3055111	07/07/15
ERD (TST6049)	D4434, G154	SIKA-SC7935.05.15-R2	05/19/15	FM (TST1867)	FM 4470/4474	3054498	11/30/15
NEMO (TST6049)	ASTM D4434, G154	4r-SIKA-21-SSTHP-02.A	04/18/23	FM (TST1867)	FM 4470/4474	3055167	02/10/16
NEMO (TST6049)	ASTM D4434, G154	4r-SIKA-21-SSTHP-01.A.R1	12/19/23	FM (TST1867)	FM 4470/4474	3055491 (data)	02/10/16
NEMO (TST6049)	ASTM D4434, G154	4r-SIKA-21-SSTHP-01.B	12/19/23	FM (TST1867)	FM 4470/4474	3057006	06/21/17
ACRC (TST4671)	TAS 114	15-033	12/15/15	FM (TST1867)	FM 4474	3061059	11/14/17
ACRC (TST4671)	TAS 114(J)	17-013	05/19/17	FM (TST1867)	FM 4470/4474	3062086	07/18/18
ACRC (TST4671)	TAS 114(J)	17-015	09/06/17	FM (TST1867)	FM 4470/4474	3063970	09/14/18
ERD (TST6049)	TAS 114	01090.01.03-1	01/22/03	FM (TST1867)	FM 4470/4474	PR451159	05/09/19
ERD (TST6049)	TAS 114	2778.07.05-1	07/15/05	FM (TST1867)	Criticality	PR456960 LTR	02/09/21
ERD (TST6049)	TAS 114	S36600.03.14	03/04/14	FM (TST1867)	FM 4474	PR457312	04/20/21
ERD (TST6049)	TAS 114	SC7090.07.14-2-R2	09/03/14	FM (TST1867)	FM 4470/4474	PR461530	06/28/22
ERD (TST6049)	TAS 114	SC7090.07.14-2-R6	09/29/15	FM (TST1867)	FM 4470/4474	PR461643	07/14/22
ERD (TST6049)	TAS 114	SIKA-SC11570.06.16	06/29/16	FM (TST1867)	FM 4478	3060628	10/06/22
ERD (TST6049)	TAS 114	SFS-SC10010.02.16-R1	07/06/16	FM (TST1867)	FM 4478	RR237688	06/26/23
ERD (TST6049)	Criticality	ICP-SC15630.09.17	09/06/17	FM (TST1867)	FM 4470/4474	PR456912	08/08/23
ERD (TST6049)	Criticality	ICP-SC16225.09.17	09/06/17	ITS (TST1558)	ANSI/FM 4474	I7731.02-109-18	01/25/19
FM (TST1867)	FM 4470	0X3A3.AM	01/31/94	FM (TST1867)	FM 4470/4474	PR464117	08/28/23
FM (TST1867)	FM 4470	2B8A4.AM	07/02/97	FM (TST1867)	FM 4474	RR238577	10/25/23
FM (TST1867)	FM 4470	2D3A5.AM	06/04/98	FM (TST1867)	FM 4474	PR466661	08/26/24
FM (TST1867)	FM 4470	3012964	06/11/02	M-D (CER1592)	Traceability	PLA	01/04/16
FM (TST1867)	FM 4470	3015643	12/06/02	M-D (CER1592)	Elastizell Ratings	18-0208.03	08/09/18
FM (TST1867)	FM 4470	3016201	01/28/03	NEMO (TST6049)	ANSI/FM 4474	4L-SOP-18-005.08.18-1	01/25/19
FM (TST1867)	FM 4470	3006785	05/06/04	NEMO (TST6049)	ANSI/FM 4474	4L-CEL-18-001.12.18-2	07/10/19
FM (TST1867)	FM 4470/4474	3017292	09/03/04	NEMO (TST6049)	ANSI/FM 4474	4a-ICP-19-LSWUS-01.A	11/08/19
FM (TST1867)	FM 4470/4474	3021131	07/07/05	NEMO (TST6049)	Criticality	4i-SIKA-23-SSCRT-01.A	11/16/23
FM (TST1867)	FM 4470/4474	3024229	11/16/05	NEMO (TST6049)	Criticality	4i-SIKA-SSCRT-001	05/23/24
FM (TST1867)	FM 4470/4474	3023677	03/02/06	NEMO (TST6049)	Criticality	4i-SIKA-SSCRT-002	06/06/24
FM (TST1867)	FM 4470/4474	3022038	04/05/06	NEMO (TST6049)	ANSI/FM 4474	4a-SIKA-23-LSWUS-01	08/12/24
FM (TST1867)	FM 4470/4474	3023458	07/18/06	NEMO (TST6049)	ANSI/FM 4474	4a-SIKA-LSWUS-001.A	08/20/24
FM (TST1867)	FM 4470/4474	3024311	11/01/06	NEMO (TST6049)	ANSI/FM 4474	4a-SIKA-LSWUS-002.A	08/27/24
FM (TST1867)	FM 4470/4474	3028309	03/30/07	NEMO (TST11294)	ANSI/FM 4474	2-SIKA-18-001.01.19	01/03/19
FM (TST1867)	FM 4470/4474	3025158	05/22/07	NEMO (TST11294)	ANSI/FM 4474	2a-SIKA-21-LSWUS-02.A	01/18/22
FM (TST1867)	FM 4470/4474	3030053	09/12/07	NEMO (TST11294)	ANSI/FM 4474	2a-SIKA-22-LSWUS-02.A	01/11/23
FM (TST1867)	FM 4470/4474	797-044262-267	03/27/09	PRI (TST5878)	ANSI/FM 4474	SARN-086-02-01	11/01/17
FM (TST1867)	FM 4470/4474	3035670	05/13/09	PRI (TST5878)	ANSI/FM 4474	SARN-087-02-02	06/22/18
FM (TST1867)	FM 4470/4474	3036355	11/10/09	PRI (TST5878)	ANSI/FM 4474	SARN-088-02-01	06/25/18
FM (TST1867)	FM 4470/4474	3041535	06/08/11	FM (CER1840)	Traceability	PR463842	12/13/22
FM (TST1867)	FM 4470/4474	3039809	07/06/11	NEMO	Traceability	FBC PCL (HNT)	05/11/22

2023 FBC NON-HVHZ

Entity	Examination	Reference	Date	Entity	Examination	Reference	Date
FM (TST1867)	FM 4470/4474	3041256	07/12/11	NEMO	Traceability	FBC PCL (ATL)	07/22/22
FM (TST1867)	FM 4470/4474	3044014	09/22/11	NEMO	Traceability	FBC PCL (JM)	08/08/22
FM (TST1867)	FM 4470/4474	3043459	05/11/12	NEMO	Traceability	FBC PCL (SOP)	08/24/23
FM (TST1867)	FM 4470/4474	3053265	10/30/14	UL, LLC. (QUA9625)	Quality Control	ML File No. R8992	03/02/16
FM (TST1867)	FM 4470/4474	3055227	05/21/15	UL, LLC. (QUA9625)	Quality Control	Service Confirmation	10/05/22
				UL, LLC. (QUA9625)	Quality Control	Florida BCIS	Current

4. Product Description:

4.1 This PEER covers **Sika Sarnafil Roof Systems** installed in accordance with **Sika Sarnafil** published installation instructions and the Limitations of Use herein.

Table 1: Evaluated Membranes

Type	Product		Material Standard			Plant(s)
			Reference	Type	Grade	
Roof Cover	G410	60, 72, 80-mil	ASTM D4434	II	N/A	MA
	G410-60 SA	60-mil	ASTM D4434	II	N/A	MA
	G410 Textured	60, 72, 80-mil	ASTM D4434	II	N/A	MA
	G410 Feltback	60, 72, 80-mil	ASTM D4434	III	N/A	MA
	G410 Self Adhered Feltback Membrane (SA FB)	60-mil	ASTM D4434	III	N/A	MA
	S327	60, 72, 80-mil	ASTM D4434	III	N/A	MA
	S327 Feltback	60, 72, 80-mil	ASTM D4434	III	N/A	MA
	Sikaplan Fastened	45, 60-mil	ASTM D4434	III	N/A	MA
	Sikaplan Fastened Feltback	45, 60-mil	ASTM D4434	III	N/A	MA
	Sikaplan Universal	60-mil	ASTM D4434	III	N/A	MA
	Sikaplan Universal Feltback	60-mil	ASTM D4434	III	N/A	MA
Base Sheets	Base Sheet NB 48		ASTM D4601	II	N/A	MS, OH
	Base Sheet NB 60		ASTM D4601	II	N/A	MS, OH
	Base Sheet NB 120		ASTM D4897	N/A	N/A	AL
Base Ply	Ply Sheet HA 87		ASTM D6163	I	S	MS, OH
	Ply Sheet HA 118		ASTM D6164	I	S	MS, OH
	Ply Sheet TA 87		ASTM D6163	I	S	OH
Vapor Barrier	Vapor Retarder SA 31		N/A (not codified)	N/A	N/A	QC
	Vapor Retarder SA 106		ASTM D6164	I	S	MS, OH
	Vapor Retarder TA 138		ASTM D6164	I	S	MS, OH

Table 2: Evaluated Insulation Boards

Product	Material Standard, ASTM C1289			Dimensional Offering		Plant(s)
	Type	Class	Grade	Thick (in)	Dimensions (ft)	
Sarnatherm-H ISO	II	1	2 or 3	1.0 to 4.5	4x4 or 4x8	FL, IL, PA, UT
Sarnatherm-A ISO	II	1	2 or 3	1.0 to 4.6	4x4 or 4x8	GA
Sarnatherm-H CG	II	2	2 or 3	0.5 to 4.5	4x4 or 4x8	FL, IL, PA, UT
Sarnatherm-A CG	II	2	2 or 3	1.5 to 4.0	4x4 or 4x8	GA
Sarnatherm Roof Board-H	II	4	1	0.5	4x4 or 4x8	FL, PA
Sarnatherm Roof Board-A III	II	4	1	0.5	4x4 or 4x8	GA
Sarnatherm Roof Board-R	II	4	1	0.5	4x4 or 4x8	SC, TX

2023 FBC NON-HVHZ

5. LIMITATIONS:

5.1 This is a building code evaluation. Neither NEMO ETC, LLC nor Robert Nieminen, P.E. are, in any way, the Designer of Record for any project on which this PEER, or previous versions thereof, is/was used for permitting or design guidance. PEERs are not to be construed as representing any attributes not specifically listed, nor are PEERs to be construed as an endorsement of the subject, or a recommendation for its use. There is no warranty by NEMO ETC, LLC or Robert Nieminen, P.E., express or implied, as to any finding or other matter in this PEER, or as to any product covered by the PEER..

5.2 This PEER is not for use in FBC High Velocity Hurricane Zone jurisdictions, as defined in FBC Chapter 2 (i.e., Broward and Miami-Dade Counties).

5.3 This PEER pertains to above-deck roof components. Roof decks and structural members shall be in accordance with FBC requirements to the satisfaction of the Authority Having Jurisdiction.

5.4 This PEER does not include evaluation of fire classification. Refer to **FBC 1505** for requirements and limitations regarding roof assembly fire classification. Refer to **FBC 2603** for requirements and limitations concerning the use of foam plastic insulation.

5.5 This PEER does not include evaluation of roof edge termination. Refer to **FBC 1504.5** for requirements and limitations regarding edge securement for low-slope roofs.

5.6 Refer to **FBC 1511** for requirements and limitations regarding recover installations.

5.6.1 For mechanically attached components over existing roof decks, fasteners shall be tested in the existing deck for withdrawal resistance. A qualified design professional shall review the data for comparison to the minimum requirements for the system. Testing shall be in accordance with **ANSI/SPRI FX-1** or **Testing Application Standard TAS 105**.

5.6.2 For bonded insulation or membrane over existing substrates in a re-roof (tear off) or recover installation, the existing deck or existing roof surface shall be examined for compatibility with the adhesive to be installed. If any surface conditions exist that bring system performance into question, field uplift testing in accordance with **ANSI/SPRI IA-1**, **ASTM E907**, **FM Loss Prevention Data Sheet 1-52** or **Testing Application Standard TAS 124** shall be conducted on mock-ups of the proposed new roof assembly.

5.6.3 For bonded insulation or membrane over existing substrates in a recover installation, the existing roof system shall be capable of resisting project design pressures on its own merit to the satisfaction of the Authority Having Jurisdiction, as documented through field uplift testing in accordance with **ASTM E907**, **FM Loss Prevention Data Sheet 1-52** or **Testing Application Standard TAS 124**.

5.7 Refer to Appendix 1 for system attachment requirements for wind load resistance.

5.7.1 "MDP" = Maximum Design Pressure is the result of testing for wind load resistance based on allowable wind loads, and reflects the ultimate passing pressure divided by 2 (the 2 to 1 margin of safety per **FBC 1504.9** has already been applied). Refer to **FBC 1609** for determination of design wind loads.

5.7.2 For mechanically attached components or partially-bonded insulation, the maximum design pressure for the selected assembly shall meet or exceed at least the Zone 1 PRIME design pressure determined in accordance with **FBC Chapter 16**. Elevated pressure zones shall employ an attachment density designed by a qualified design professional to resist the elevated pressure criteria. Commonly used methods are **ANSI/SPRI WD1**, **FM Loss Prevention Data Sheet 1-29**, **Roofing Application Standard RAS 117** and **Roofing Application Standard RAS 137**. Assemblies marked with an asterisk* carry the limitations set forth in **Section 2.2.10.1 of FM Loss Prevention Data Sheet 1-29** for Zone 2/3 enhancements.

5.7.3 For assemblies with all components fully bonded in place, the maximum design pressure for the selected assembly shall meet or exceed critical design pressure determined in accordance with **FBC Chapter 16**. No rational analysis is permitted for these systems.

2023 FBC NON-HVHZ

5.8 All components in the roof assembly shall have quality assurance audit in accordance with **F.A.C. Rule 61G20-3**. Refer to the Product Approval of the component manufacturer for components listed in Appendix 1 that are produced by a Product Manufacturer other than the report holder on Page 1 of this PEER.

6. INSTALLATION:

Sika Sarnafil Roof Systems shall be installed in accordance with **Sika Sarnafil** published installation instructions, subject to the Limitations of Use noted herein.

7. BUILDING PERMIT REQUIREMENTS:

As required by the Building Official or Authority Having Jurisdiction to properly evaluate the installation of this product.

8. MANUFACTURING PLANTS:

Contact the named QA entity for manufacturing facilities covered by **F.A.C. Rule 61G20-3** QA requirements. Refer to Section 4 herein for products and production locations having met codified material standards.

9. QUALITY ASSURANCE ENTITY:

UL, LLC – QUA9625: (360) 817-5512; bsai.inspections@ul.com

- THE 78-PAGES THAT FOLLOW FORM PART OF THIS PEER -

2023 FBC NON-HVHZ

Appendix 1: Attachment Requirements for Wind Uplift Resistance

Table	Deck	Application	Type	Description	Page
1A	Wood	New or Reroof (Tear-Off)	A-1	Bonded Insulation, Bonded Roof Cover	10
1B	Wood	New, Reroof (Tear-Off) or Recover	B-1	Mechanically Attached Base Insulation, Bonded Top Insulation, Bonded Roof Cover	10
1C	Wood	New or Reroof (Tear-Off)	B-2	Mechanically Attached Thermal Barrier, Bonded Vapor Barrier, Bonded Insulation, Bonded Roof Cover	11
1D	Wood	New, Reroof (Tear-Off) or Recover	C-1	Mechanically Attached Insulation, Bonded Roof Cover	11
1E	Wood	New, Reroof (Tear-Off) or Recover	C-1	Mechanically Attached Insulation, Bonded Base Ply, Bonded Roof Cover	12
1F	Wood	New, Reroof (Tear-Off) or Recover	C-2	Insulated, Induction-Welded Roof Cover	12
1G	Wood	New, Reroof (Tear-Off) or Recover	D-1	Insulated, Mechanically Attached Membrane – Stress Plates and Fasteners	13
2A	Steel or Structural Concrete	New, Reroof (Tear-Off) or Recover	B-1	Mechanically Attached Base Insulation, Bonded Top Insulation, Bonded Roof Cover	14
2B	Steel or Structural Concrete	New, Reroof (Tear-Off) or Recover	B-1	Mechanically Attached Base Insulation, Bonded Top Insulation, Bonded Base Ply, Bonded Roof Cover	18
2C	Steel	New or Reroof (Tear-Off)	B-2	Mechanically Attached Thermal Barrier, Bonded Vapor Barrier, Bonded Insulation, Bonded Roof Cover	19
2D	Steel	New or Reroof (Tear-Off)	B-2	Mechanically Attached Thermal Barrier, Bonded Vapor Barrier, Bonded Insulation, Bonded Base Ply, Bonded Roof Cover	24
2E	Steel or Structural Concrete	New, Reroof (Tear-Off) or Recover	C-1	Mechanically Attached Insulation, Bonded Roof Cover	25
2F	Steel or Structural Concrete	New, Reroof (Tear-Off) or Recover	C-1	Mechanically Attached Insulation, Bonded Base Ply, Bonded Roof Cover	29
2G	Steel	New, Reroof (Tear-Off) or Recover	C-1B	Mechanically Attached and Bonded Insulation, Bonded Roof Cover	30
2H	Steel	New, Reroof (Tear-Off) or Recover	C-1B	Mechanically Attached and Bonded Insulation, Bonded Roof Cover	30
2I	Steel	New, Reroof (Tear-Off) or Recover	C-2	Insulated, Induction-Welded Roof Cover	31
2J	Steel or Structural concrete	New, Reroof (Tear-Off) or Recover	D-1	Insulated, Mechanically Attached Membrane – Stress Plates and Fasteners	35
2K	Steel or Structural concrete	New, Reroof (Tear-Off) or Recover	D-1	Insulated, Mechanically Attached Membrane – Battens and Fasteners	39
3A	Structural concrete	New or Reroof (Tear-Off)	A-1	Bonded Insulation, Bonded Roof Cover	40
3B	Structural concrete	New or Reroof (Tear-Off)	A-1	Bonded Insulation, Bonded Base Ply, Bonded Roof Cover	48
3C	Structural concrete	New, Reroof (Tear-Off) or Recover	C-2	Insulated, Induction-Welded Roof Cover	49
3D	Structural concrete	New or Reroof (Tear-Off)	F	Non-Insulated, Bonded Roof Cover	51
4A	Lightweight concrete	New or Reroof (Tear-Off)	A-1	LWC to Deck, Bonded Insulation, Bonded Roof Cover	52
4B	Lightweight concrete	New or Reroof (Tear-Off)	B-3	LWC to Deck, Mechanically Attached Anchor Sheet, Bonded Insulation, Bonded Roof Cover	55
4C	Lightweight concrete	New or Reroof (Tear-Off)	B-3	LWC to Deck, Mechanically Attached Anchor Sheet, Bonded Insulation, Bonded Base Ply, Bonded Roof Cover	57
4D	Lightweight concrete	New or Reroof (Tear-Off)	E-2	LWC to Deck, Mechanically Attached Base Sheet, Bonded Base Ply, Bonded Roof Cover	62
4E	Lightweight Concrete	New, Reroof (Tear-Off)	E-2	LWC to Vapor Barrier, Mechanically Attached Base Sheet, Bonded Roof Cover	65
4F	Lightweight concrete	New or Reroof (Tear-Off)	F	LWC to Deck, Bonded Roof Cover	65
5A	Cementitious wood fiber	New or Reroof (Tear-Off)	A-1	Bonded Insulation, Bonded Roof Cover	67
5B	Cementitious wood fiber	Reroof (Tear-Off) or Recover	B-3	Mechanically Attached Anchor Sheet, Bonded Insulation, Bonded Roof Cover	69
5C	Cementitious woof fiber	New, Reroof (Tear-Off) or Recover	C-2	Insulated, Induction-Welded Roof Cover	69
6A	Existing gypsum	Reroof (Tear-Off)	A-1	Bonded Insulation, Bonded Roof Cover	70
6B	Existing gypsum	Reroof (Tear-Off)	E-2	Mechanically Attached Base Sheet, Bonded Base Ply, Bonded Roof Cover	70
7A	Various	Recover	A-1	Bonded Insulation, Bonded Roof Cover	71
7B	Steel	Recover	C-2	Insulated, Induction-Welded Roof Cover	76
7C	Various	Recover	F	Non-Insulated, Bonded Roof Cover	77
8A	Proprietary Decks	New	C-2	Insulated, Induction-Welded Roof Cover	78
8B	Proprietary Decks	New	F	Non-Insulated, Bonded Roof Cover	78

2023 FBC NON-HVHZ

The following notes apply to the systems outlined herein:

1 The roof system evaluation herein pertains to above-deck roof components. Roof decks and structural members shall be in accordance with FBC requirements to the satisfaction of the Authority Having Jurisdiction.

2 Unless otherwise noted, fasteners and stress plates shall be as follows. Fasteners shall be of sufficient length for the following engagements:

Fastener/Plate Options			
Deck Type	**By**	**Parts**	**Minimum Engagement**
Wood	Sika Sarnafil	Sarnafastener #12, Sikaplan Board Fastener #12, Sarnafastener #14 or Sikaplan Fastener #14 with Sarnaplate	Minimum ¾-inch plywood penetration or minimum 1-inch wood plank embedment
Steel	Sika Sarnafil	Sarnafastener #12, Sikaplan Board Fastener #12, Sarnafastener #14 or Sikaplan Fastener #14 with Sarnaplate	Minimum ¾-inch steel penetration and engage the top flute of the steel deck
Structural Concrete	Sika Sarnafil	Sarnafastener #14 or Sikaplan Fastener #14 with Sarnaplate	Minimum 1-inch embedment. Fasteners installed with a pilot hole in accordance with the fastener manufacturer's published installation instructions

3 Unless otherwise noted, insulation may be any one layer or combination of FBC Approved (Local or Statewide) board(s) that meet FBC 1505 and, for foam plastic, FBC Chapter 26, when installed with the roof cover. Refer to Section 4 of body of this PEER for Sarnatherm insulation boards forming part of this evaluation.

4 Minimum 200 psi, minimum 2-inch thick FBC Approved lightweight insulating concrete may be substituted for rigid insulation board for System Types B-1, C-1, C-2, D-1 or D-2, whereby fasteners are installed through the lightweight insulating concrete to engage the structural deck. The structural deck shall be of equal or greater type, thickness and strength to the steel and structural concrete deck listings. Roof decks and structural members shall be in accordance with FBC requirements to the satisfaction of the Authority Having Jurisdiction. This is a wind uplift resistance allowance and does not purport to address non-wind-uplift-related issues, such as deck venting or moisture levels within the LWIC and the potential effect on overlying components.

5 Preliminary insulation attachment: Unless otherwise noted, use FBC Approved roofing fasteners and plates and refer to Section 2.2.10.1.3 of FM Loss Prevention Data Sheet 1-29. For systems where a vapor barrier is installed, refer to Table 6 of FM Loss Prevention Data Sheet 1-29. For systems where no vapor barrier is installed, the OMG Plastic Plate (FL699) is permissible for preliminary insulation attachment.

6 Unless otherwise noted, insulation adhesive application rates are as follows.
- ✓ Ribbon or bead width is at the time of application; the ribbons/beads shall expand as noted in the manufacturer's published instructions.
- ✓ If applying hot asphalt to concrete deck, deck shall be primed with ASTM D41 primer.
- ✓ When multiple layers(s) of insulation and/or coverboard are installed in ribbon-applied adhesive, board joints shall be staggered.
- ✓ The maximum edge distance from the adhesive ribbon to the edge of the insulation board shall be not less than one-half the specified ribbons spacing.

Insulation Adhesive References				
By	**Adhesive**	**Reference**	**FBC**	**Minimum Rate**
Sika Sarnafil	Sarnacol 2163	N/A	N/A	Continuous 0.5-inch wide ribbons, max. 12-inch o.c.
	Sarnacol AD Board Adhesive	Sarnacol AD-BA		Continuous ½ to ¾-inch wide ribbons, max. 12-inch o.c.
	Sarnacol OM Board Adhesive	Sarnacol OM-BA		Continuous 0.75 to 1-inch wide ribbons, max. 12-inch o.c.
Dupont de Nemours	INSTA STIK Quik Set Insulation Adhesive	Insta-Stik	FL720	Continuous 0.75 to 1-inch wide ribbons, max. 12-inch o.c.
H.B. Fuller Company	Millennium PG-1 EF ECO	M-PG1-EF-ECO	FL1800	Continuous 1 to 1.5-inch ribbons, 12-inch o.c.
ICP Construction	Polyset Board-Max	Board-Max	FL22256	Continuous 3-inch wide ribbons, max. 12-inch o.c.
	Polyset Commerical Roof Adhesive	CRA	FL1365	Continuous 2.5 to 3.5-inch wide ribbons, max. 12-inch o.c.
Generic, ASTM D312, Type IV	hot asphalt	N/A	N/A	Full coverage at 25-30 lbs/square

2023 FBC NON-HVHZ

7 Unless otherwise noted, all insulations are flat-stock or taper board of the minimum thickness noted. Tapered polyisocyanurate at the following thickness limitations may be substituted with the following Maximum Design Pressure (MDP) limitations. In no case shall these values be used to 'increase' the MDP listings in the tables; rather if MDP listing below meets or exceeds that listed for a particular system in the tables, then the thinner board listed below may be used as a drop-in for the equivalent thicker material listed in the table.

MDP Limitations for Tapered Polyisocyanurate Insulations			
Adhesive	Insulation	Min. Tapered Thickness (in)	MDP (psf)
Sarnacol 2163	Any polyisocyanurate listed herein	0.5	-157.5
Sarnacol AD-BA	Any polyisocyanurate listed herein	0.5	-157.5
Sarnacol OM-BA	Sarnatherm-R ISO	0.5	-45.0
Sarnacol OM-BA	Sarnatherm-H ISO	0.5	-315.0
Sarnacol OM-BA	Sarnatherm-A CG	0.5	-345.0
Sarnacol OM-BA	Sarnatherm-A ISO	0.5	-487.5
CRA	Any polyisocyanurate listed herein	1.0	-117.5

8 For adhered roof insulation and board-size: Unless otherwise noted, refer to Section 2.2.10.6.2 of FM Loss Prevention Data Sheet 1-29.

9 For mechanically attached components or partially-bonded insulation, the maximum design pressure for the selected assembly shall meet or exceed at least the Zone 1 PRIME design pressure determined in accordance with FBC Chapter 16. Elevated pressure zones shall employ an attachment density designed by a qualified design professional to resist the elevated pressure criteria. Commonly used methods are ANSI/SPRI WD1, FM Loss Prevention Data Sheet 1-29, Roofing Application Standard RAS 117 and Roofing Application Standard RAS 137. Assemblies marked with an asterisk* carry the limitations set forth in Section 2.2.10.1 of FM Loss Prevention Data Sheet 1-29 for Zone 2/3 enhancements.

10 For assemblies with all components fully bonded, the maximum design pressure for the selected assembly shall meet or exceed critical design pressure determined in accordance with FBC Chapter 16. No rational analysis is permitted for these systems.

11 For mechanically attached components over existing decks, fasteners shall be tested in the existing deck for withdrawal resistance. A qualified design professional shall review the data for comparison to the minimum requirements for the system. Testing and analysis shall be in accordance with ANSI/SPRI FX-1 or Testing Application Standard TAS 105.

12 For bonded insulation or membrane over existing substrates in a re-roof (tear off) or recover installation, the existing deck or existing roof surface shall be examined for compatibility with the adhesive to be installed. If any surface conditions exist that bring system performance into question, field uplift testing shall be conducted on mock-ups of the proposed new roof assembly. For bonded insulation or membrane over existing substrates in a recover installation, the existing roof system shall be capable of resisting project design pressures on its own merit to the satisfaction of the Authority Having Jurisdiction, as documented through field uplift testing. Field uplift testing shall be in accordance with ASTM E907, FM Loss Prevention Data Sheet 1-52 or Testing Application Standard TAS 124.

13 Refer to FBC 1511 for requirements and limitations regarding recover installations. For Structural Concrete Deck or Recover Applications using System Type C-1 the base insulation layer is optional and for System Type C-2, D-1 or D-2, the insulation is optional. Alternatively, an FBC Approved insulation board or coverboard may be used as a separation layer. Board products shall be prelim. attached prior to roof cover installation (Note 5). The separator component shall be documented as meeting FBC 1505 and, for foam plastic, FBC Chapter 26, when installed with the roof cover in Recover applications.

14 Lightweight insulating concrete (LWIC) shall be cast in accordance with FBC Section 1917 to the satisfaction of the Authority Having Jurisdiction. For systems where specific LWIC is referenced, refer to current LWIC Product Approval for specific deck construction and limitations. Unless otherwise noted, for systems where specific LWIC is not referenced, the minimum design mix shall be 300 psi. In all cases, the minimum top-coat thickness is 2-inches. For LWIC over structural concrete, reference is made to FBC Section 1917.4.1, Point 1. For "pre-existent" LWIC references, listings were established through testing over lightweight concrete cast using only foaming agent (ASTM C896), water and Portland cement (ASTM C150), with no proprietary additives, in accordance with procedures adopted by Miami-Dade BCCO (FBC CER1592). Use of these listings in new construction or re-roof (tear-off) applications is at the discretion of the Designer or Record and Authority Having Jurisdiction.

2023 FBC NON-HVHZ

15 For bonded membrane applications, unless otherwise noted, refer to the following.

Membrane / Adhesive Combinations				
Reference	**Membrane**	**Adhesive**	**Method**	**Rate**
BB-S2170	G410, S327, Sikaplan Fastened or Sikaplan Universal	Sarnacol 2170	Contact (both sides)	0.75 to 2 gal/square to substrate; 0.5 gal/square to membrane backside To Sarnatherm Roof Board-A III, Sarnatherm Roof Board-H, Invinsa Roof Board or Sarnatherm Composite Roof Board-H: 0.75 gal/square per side
BB-S2170-VC	G410, S327, Sikaplan Fastened or Sikaplan Universal	Sarnacol 2170 VC	Contact (both sides)	0.75 to 2 gal/square to substrate; 0.5 gal/square to membrane backside To Sarnatherm Roof Board-A III, Sarnatherm Roof Board-H, Invinsa Roof Board or Sarnatherm Composite Roof Board-H: 0.75 gal/square per side
BB-S2175	G410, S327 or Sikaplan Fastened	Sarnacol 2175	Contact (both sides)	2.5 to 3.5 lb/square per side (5 to 7 lb/square finish)
BB-S2121	G410, S327, Sikaplan Fastened or Sikaplan Universal	Sarnacol 2121	Wet lay (substrate)	0.75 to 2.25 gal/square, depending on substrate porosity
BB-S2121-VC	G410, S327, Sikaplan Fastened or Sikaplan Universal	Sarnacol 2121-VC	Wet lay (substrate)	0.75 to 1 gal/square
Note: Henceforth "Feltback" is designated as "FB".				
FB-S2170	G410 FB, S327 FB, Sikaplan Fastened FB or Sikaplan Universal FB	Sarnacol 2170	Wet lay (substrate)	1.0 to 1.25 gal/square To Sarnatherm Roof Board-A III, Sarnatherm Roof Board-H, Invinsa Roof Board or Sarnatherm Composite Roof Board-H: 1.5 gal/square applied in two equal quotes to the substrate
FB-S2170-VC	G410 FB, S327 FB, Sikaplan Fastened FB or Sikaplan Universal FB	Sarnacol 2170 VC	Wet lay (substrate)	Two coats with total application rate of 2.0 gal/square
FB-S2121	G410 FB, S327 FB, Sikaplan Fastened FB or Sikaplan Universal FB	Sarnacol 2121	Wet lay (substrate)	0.75 to 2.25 gal/square, depending on substrate porosity
FB-S2121-VC	G410 FB, S327 FB, Sikaplan Fastened FB or Sikaplan Universal FB	Sarnacol 2121-VC	Wet lay (substrate)	0.75 to 1 gal/square, depending on substrate porosity
FB-SSMA	Sikaplan Universal FB	Sikaplan Single-Step Membrane Adhesive	Wet lay (substrate)	0.75 to 2.25 gal/square, depending on substrate porosity
FB-SAD-FMA	G410 FB, S327 FB or Sikaplan Universal FB	Sarnacol AD Feltback Membrane Adhesive	Wet lay (substrate)	Continuous 0.5-inch wide ribbons spaced as noted in tables herein or spatter pattern at 0.55 to 0.75 gal/square. Note: For membrane installation, spatter-application may be used as an alternate to ribbon-application herein.
FB-SOM-FMA	G410 FB, S327 FB or Sikaplan Universal FB	Sarnacol OM Feltback Membrane Adhesive	Wet lay (substrate)	Continuous 0.5-inch wide ribbons spaced as noted in tables herein.
FB-MPG1-EF-ECO	G410 FB, S327 FB or Sikaplan Universal FB	Millennium PG-1 EF ECO	Wet lay (substrate)	Spatter pattern at 0.30 gal/square
FB-OB500	G410 FB, S327 FB or Sikaplan Universal FB	OlyBond 500 Canister	Wet lay (substrate)	Spatter pattern at 0.32 gal/square
FB-TRA	G410 FB, S327 FB or Sikaplan Universal FB	Trufast Roofing Adhesive	Wet lay (substrate)	Splatter pattern at 3.0 lbs/square.
SBS-AA	Ply Sheet HA 87 or Ply Sheet HA 118	Hot Asphalt	Wet lay (substrate)	20-40 lbs/square
SBS-VRA-CA	Ply Sheet HA 87 or Ply Sheet HA 118	Vapor Retarder Adhesive CA	Wet lay (substrate)	Full-coverage at 1.5 – 2.5 gal/square or 0.5 to 1-inch wide ribbons spaced as noted; laps sealed with VRA-CA
SBS-VRA-CA-SB	Ply Sheet HA 87 or Ply Sheet HA 118	Vapor Retarder Adhesive CA-SB	Wet lay (substrate)	1.5 - 2.0 gal/square
SBS-TA	Ply Sheet TA 87 or Vapor Retader TA 138	Torch-Applied	N/A	Torch-applied, full-bond

2023 FBC NON-HVHZ

15A For single-ply membranes in System Type D-1 steel deck applications, the roof membrane shall be run with its length perpendicular to the steel deck flutes. For membrane attachment using batten-strips, batten-strip end laps shall be spliced with sufficient dimension to allow for minimum 2-fasteners at each batten-strip lap.

15B For System Type C-2 (induction weld), care shall be taken to ensure that the plates do not line-up with membrane seams. This condition may preclude proper induction welding of the membrane to the plates.

15C For System Types A-1, A-2, B-1 or B-2, the following substrate / primer / membrane-adhesive combinations may be used with the noted Maximum Design Pressure (MDP) limitations. The lesser of the MDP listings below vs. that for the selected assembly applies.

MDP Limitations for Primed Substrate Applications			
Substrate	Primer	Roof Cover (Note 15)	MDP (psf)
Sarnatherm Roof Board-A III, Sarnatherm Roof Board-H or Sarnatherm Roof Board-R	Detec Systems "TruGround Conductive Primer", roller-applied at 0.4 gal/square	BB-2170, BB-2170-VC, BB-2175, BB-2121-VC, FB-2170, FB-2170-VC or FB-2121-VC	-100.0
DensDeck Prime	Detec Systems "TruGround Conductive Primer", roller-applied at 0.4 gal/square	BB-2170, BB-2170-VC, BB-2175, BB-2121-VC, FB-2170, FB-2170-VC or FB-2121-VC	-217.5

15D For System Types C-2, D-1 or D-2, the top insulation layer may be optionally primed with Detec Systems "TruGround Conductive Primer", roller-applied at 0.4 gal/square prior to membrane installation. For System Type C-2, do not contaminate the induction weld stress plate with primer.

16 **Thermal Barrier and/or Vapor Barrier Options:**

16A Structural Concrete Decks: The lesser of the MDP listings below vs. that for the selected assembly applies.

Concrete Decks: Vapor Barrier Options, Followed by Bonded Insulation				
Option #	Primer	Vapor Barrier (Note 15)	Insulation Adhesive per Table 3A or 3B (Notes 6, 7 & 8)	MDP (psf)*
C-VB-1.	None	SBS-VRA-CA-SB	Sarnacol OM-BA	-120.0
C-VB-2.	Vapor Retarder Primer SB or Vapor Retarder Primer VC	Sarnavap SA, Vapor Retarder 106 or Vapor Retarder SA 31, self-adhering	Sarnacol OM-BA	-165.0
C-VB-3.	ASTM D41 or Vapor Retarder Primer TA	SBS-AA	Sarnacol OM-BA	-165.0
C-VB-4.	None	SBS-VRA-CA, full coverage	Sarnacol OM-BA	-165.0
C-VB-5.	ASTM D41 or Vapor Retarder Primer TA	SBS-TA	Sarnacol OM-BA	-165.0
C-VB-6.	ASTM D41	One or two plies ASTM D4601 base and/or ASTM D2178, type IV or VI ply sheet in hot asphalt	Sarnacol OM-BA	-352.5
C-VB-7.	None	SBS-VRA-CA-SB	Sarnacol 2163 or Sarnacol AD-BA	-120.0
C-VB-8.	Vapor Retarder Primer SB or Vapor Retarder Primer VC	Sarnavap SA, self-adhering	Sarnacol 2163 or Sarnacol AD-BA	-165.0
C-VB-9.	Vapor Retarder Primer TA	SBS-AA	Sarnacol 2163 or Sarnacol AD-BA	-165.0
C-VB-10.	None	SBS-VRA-CA, full coverage	Sarnacol 2163 or Sarnacol AD-BA	-165.0
C-VB-11.	Vapor Retarder Primer TA	SBS-TA	Sarnacol 2163 or Sarnacol AD-BA	-165.0
C-VB-12.	Vapor Retarder Primer SB or Vapor Retarder Primer VC	Vapor Retarder SA 31, self-adhering	Sarnacol 2163 or Sarnacol AD-BA	-240.0
C-VB-13.	ASTM D41	SBS-AA	Sarnacol 2163 or Sarnacol AD-BA	-270.0
C-VB-14.	Vapor Retarder Primer SB or Vapor Retarder Primer VC	Vapor Retarder SA 106, self-adhering	Sarnacol 2163 or Sarnacol AD-BA	-315.0
C-VB-15.	ASTM D41	SBS-TA	Sarnacol 2163 or Sarnacol AD-BA	-382.5
C-VB-16.	None	SBS-VRA-CA-SB	M-PG1-EF-ECO	-120.0
C-VB-17.	Vapor Retarder Primer TA	SBS-AA	M-PG1-EF-ECO	-165.0
C-VB-18.	None	SBS-VRA-CA, full coverage	M-PG1-EF-ECO	-165.0
C-VB-19.	Vapor Retarder Primer TA	SBS-TA	M-PG1-EF-ECO	-165.0
C-VB-20.	ASTM D41	SBS-AA	M-PG1-EF-ECO	-270.0

2023 FBC NON-HVHZ

Concrete Decks: Vapor Barrier Options, Followed by Bonded Insulation				
Option #	Primer	Vapor Barrier (Note 15)	Insulation Adhesive per Table 3A or 3B (Notes 6, 7 & 8)	MDP (psf)*
C-VB-21.	Vapor Retarder Primer SB or Vapor Retarder Primer VC	Vapor Retarder SA 106, self-adhering	M-PG1-EF-ECO	-315.0
C-VB-22.	ASTM D41	SBS-TA	M-PG1-EF-ECO	-375.0
C-VB-23.	ASTM D41	Optional ASTM D4601 base or ASTM D2178, type IV or VI ply sheet in hot asphalt followed by SOPREMA ELASTOPHENE Flam GR or SOPRALENE Flam 180 or 250 GR torcha-applied	Board-Max	-169.0
C-VB-24.	Vapor Retarder Primer SB or Vapor Retarder Primer VC	Sarnavap SA or Vapor Retarder SA 31, self-adhering	Board-Max	-262.5
C-VB-25.	ASTM D41	One or two plies ASTM D4601 base and/or ASTM D2178, type IV or VI ply sheet in hot asphalt	Board-Max	-262.5
C-VB-26.	ASTM D41	Optional ASTM D4601 base or ASTM D2178, type IV or VI ply sheet followed by SOPREMA ELASTOPHENE GR or SOPRALENE 180 or 250 GR in hot asphalt	Board-Max	-262.5
C-VB-27.	ASTM D41	Optional ASTM D4601 base or ASTM D2178, type IV or VI ply sheet in hot asphalt followed by SOPREMA ELASTOPHENE Flam GR or SOPRALENE Flam 180 or 250 GR torch-applied	CRA	-169.0
C-VB-28.	Vapor Retarder Primer SB or Vapor Retarder Primer VC	Sarnavap SA or Vapor Retarder SA 31, self-adhering	CRA	-262.5
C-VB-29.	ASTM D41	One or two plies ASTM D4601 base and/or ASTM D2178, type IV or VI ply sheet in hot asphalt	CRA	-262.5
C-VB-30.	ASTM D41	Optional ASTM D4601 base or ASTM D2178, type IV or VI ply sheet followed by SOPREMA ELASTOPHENE GR or SOPRALENE 180 or 250 GR in hot asphalt	CRA	-270.0

16B Decks followed by Vapor Barrier followed by Lightweight Concrete (LWC): The lesser of the MDP listings below vs. that for the selected assembly from the Lightweight Concrete tables applies:

Deck Followed by Vapor Barrier followed by LWC per LWC System Tables			
Option #	Primer	Vapor Barrier (Note 15)	MDP (psf)
LWC-VB-1.	ASTM D41	SBS-TA	-367.5

16C For System Types C-1, C-2, D-1 or Type D-2, Sarnavap 10, Sarnavap SA, Vapor Retarder PE 10, Vapor Retarder SA 31, Vapor Retarder SA 106 (structural concrete only), Vapor Retarder TA 138 (structural concrete only) may be installed atop the roof deck prior to installation of the insulation and roof cover. Refer to FM Loss Prevention Data Sheet 1-29 for design and installation limitations.

2023 FBC NON-HVHZ

17 Unless otherwise noted, insulation or coverboard attachment patterns for Type B-1, Type B-2 and Type C-1 systems are as outlined below.

INSULATION ATTACHMENT PATTERNS – 4X4 FT BOARDS			
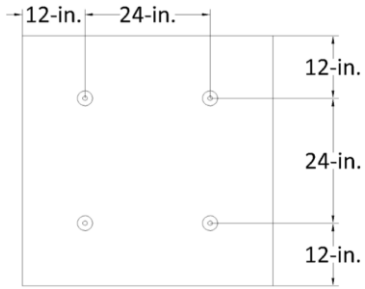 **1 per 4.0 ft² (4 per board)**	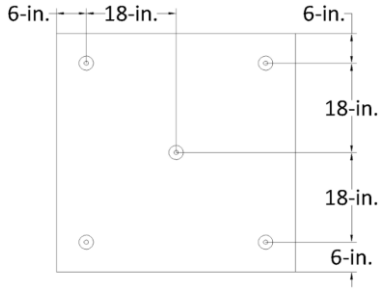 **1 per 3.2 ft² (5 per board)**	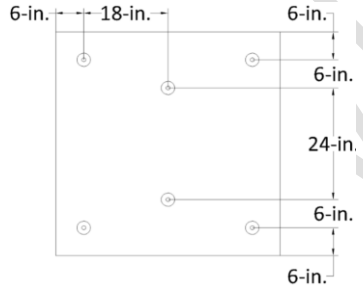 **1 per 2.7 ft² (6 per board)**	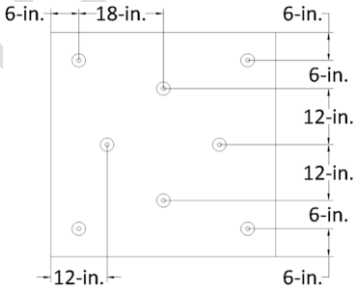 **1 per 2.0 ft² (8 per board)**
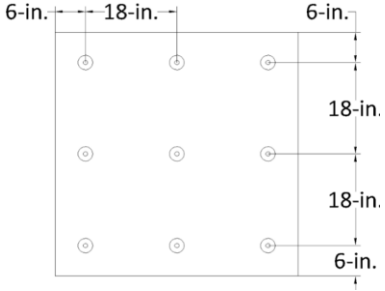 **1 per 1.8 ft² (9 per board)**	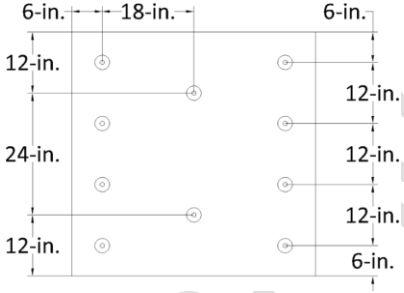 **1 per 1.6 ft² (10 per board)**	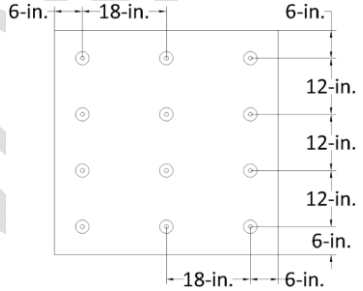 **1 per 1.3 ft² (12 per board)**	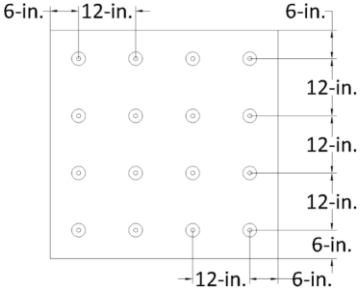 **1 per 1.0 ft² (16 per board)**

2023 FBC NON-HVHZ

INSULATION ATTACHMENT PATTERNS – 4X8 FT BOARDS

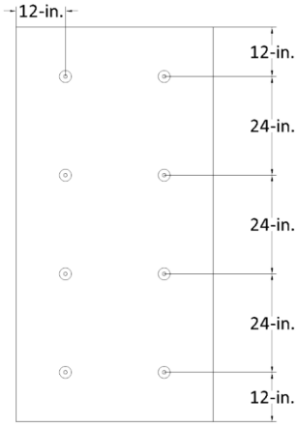

1 per 4.0 ft² (8 per board)

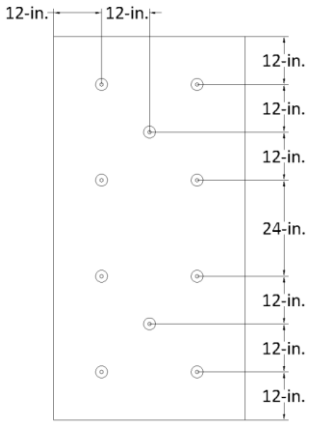

1 per 3.2 ft² (10 per board)

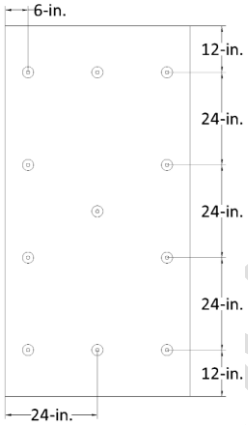

1 per 2.9 ft² (11 per board)

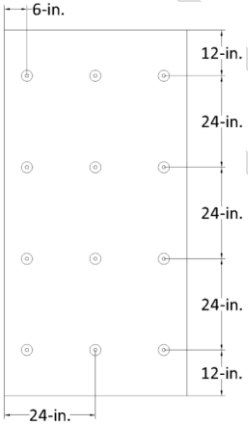

1 per 2.7 ft² (12 per board)

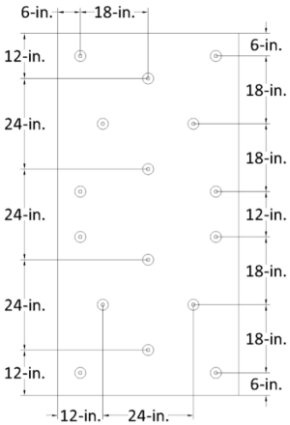

1 per 2.0 ft² (16 per board)

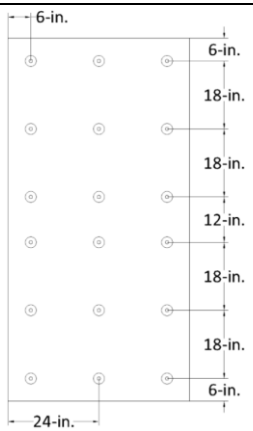

1 per 1.8 ft² (18 per board)

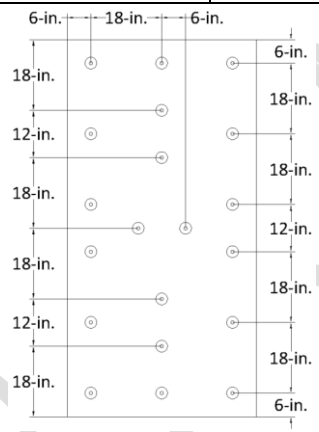

1 per 1.6 ft² (20 per board)



1 per 1.3 ft² (24 per board)



1 per 1.0 ft² (32 per board)

2023 CMW-17

18 The following products are interchangeable within the scope of this Evaluation Report:

Acceptable Alternates				
			Alternate	
Sub-Category	By	Listed Product Herein	Product	FBC File or NOA
Roofing Insulation	Georgia-Pacific Gypsum	DensDeck Prime	DensDeck StormX Prime Roof Board	FL1250

19 Sika SolaRoof surfacing options atop the Sika Sarnafil roof cover are as follows. The Maximum Design Pressure (MDP) of the Sika SolaRoof surfacing may be different from that of the selected underlaying roof assembly.

Sika SolaRoof Surfacing Options and Limitations														
System Type	Deck Type (Note 1)	Coverboard	Roof Cover	Sika SolaRoof										
				Configuration	SarnaRoof Mount-2			SarnaRoof Click PVC		Short Insertion Rails (23.5-inch long)		PV Module[1] (Refer to PEER Section 5.8)		MDP (psf)
					Mount Spacing	Row Spacing	Self-Securement	Quantity	Attachment to Mount	Quantity	Attachment to Mount	Type	Attachment to Rails	
Type C-2 Table 2I or Table 3C	Steel or Structural Concrete	Min. 0.25-inch FBC Approved cement board or gypsum board, attached per Type C-2 listings herein	Min. 60-mil S327, induction welded	single tilt (south facing)	Max. 62-inch o.c., with one on each end of the rows	Min. 3.9-inch o.c. between each row of mounts	N/A	Two (2) per mount, one on each side, heat welded to roof cover	One (1) bracket for Sika Solar Click with two (2) bracket for Sika Solar Click screws per connection	Two (2) per mount, one at lower and one at upper end of mount	One (1) M12 Special T-Bolt with one (1) M12 Special T-Bolt Nut at each rail	JA Solar Module JAM54D30 (390-415/MB) or JAM54D40 (410-435/MB)	Each module slides into rails, and is secured to the upper rail using two (2) grounding clamps, one at each upper corner of the module	-52.5
Type C-2 Table 2I or Table 3C	Steel or Structural Concrete	Min. 0.25-inch FBC Approved cement board or gypsum board, attached per Type C-2 listings herein	Min. 60-mil S327, induction welded	dual-tilt (east-west); 'tent-configuration'	Max. 62-inch o.c., with one on each end of the rows	Min. 3.9-inch o.c. between each 'tent' of mounts	The two (2) mounts for each 'tent' are secured to each other by riveted tabs on each side of the mount; one (1) rivet per tab.	Two (2) per mount, one on each side, heat welded to roof cover	One (1) bracket for Sika Solar Click with two (2) bracket for Sika Solar Click screws per connection	Two (2) per mount, one at lower and one at upper end of mount	One (1) M12 Special T-Bolt with one (1) M12 Special T-Bolt Nut at each rail	JA Solar Module JAM54D30 (390-415/MB) or JAM54D40 (410-435/MB)	Each module slides into rails, and is secured to the upper rail using two (2) grounding clamps, one at each upper corner of the module	-60.0

20 "MDP" = Maximum Design Pressure is the result of testing for wind load resistance based on allowable wind loads. Refer to FBC 1609 for determination of design wind loads. (Note 9 and Note 10)

[1] Reference to specific PV modules herein reflect 'as-tested' conditions, per FM Standard 4478, which are provided as guidance for use at the discretion of the Designer or Record and Authority Having Jurisdiction. Neither Nemo|etc. nor Robert Nieminen, P.E. purport to evaluate the referenced PV modules for compliance with the Florida Building Code.

2023 FBC NON-HVHZ

TABLE 1A: WOOD DECKS - NEW CONSTRUCTION OR REROOF (TEAR-OFF) SYSTEM TYPE A-1: BONDED INSULATION, BONDED ROOF COVER							
System No.	Deck (Note 1)	Base Insulation Layer		Top Insulation Layer		Roof Cover (Note 15)	MDP (psf)
		Type	Attach (Notes 6,7,8)	Type	Attach (Notes 6,7,8)		
BAREBACK MEMBRANES:							
W-1.	Min. 19/32" plywood or OSB at max. 24-inch spans	One or more layers min. 1.5-inch Sarnatherm-A ISO, Sarnatherm-H ISO or Sarnatherm-R ISO	Board-Max or CRA	(Optional) Additional layers base insulation, flat or tapered	Board-Max or CRA	BB-S2170 or BB-S2170-VC	-52.5
W-2.	Min. 19/32" plywood or OSB at max. 24-inch spans	One or more layers min. 1.5-inch Sarnatherm-A ISO	Board-Max or CRA	(Optional) Additional layers base insulation, flat or tapered	Board-Max or CRA	BB-S2175	-52.5
FELTBACK MEMBRANES:							
W-3.	Min. 19/32" plywood or OSB at max. 24-inch spans	One or more layers min. 1.5-inch Sarnatherm-A ISO, Sarnatherm-H ISO or Sarnatherm-R ISO	Board-Max or CRA	(Optional) Additional layers base insulation, flat or tapered	Board-Max or CRA	FB-S2170-VC, FB-S2121, FB-S2121-VC, FB-SAD-FMA 12-inch o.c. or FB-SOM-FMA 12-inch o.c.	-52.5
W-4.	Min. 19/32" plywood or OSB at max. 24-inch spans	One or more layers min. 1.5-inch Sarnatherm-A ISO, Sarnatherm-H ISO or Sarnatherm-R ISO	Board-Max or CRA	(Optional) Additional layers base insulation, flat or tapered	Board-Max or CRA	FB-MPG1-EF-ECO, FB-OB500 or FB-TRA	-52.5

TABLE 1B: WOOD DECKS – NEW CONSTRUCTION, REROOF (TEAR-OFF) OR RECOVER SYSTEM TYPE B-1: MECHANICALLY ATTACHED BASE INSULATION, BONDED TOP INSULATION, BONDED ROOF COVER								
System No.	Deck (Note 1)	Base Insulation Layer			Top Insulation Layer		Roof Cover (Note 15)	MDP (psf)
		Type	Fastener (Note 11)	Attach (Note 17)	Type	Attach (Notes 6,7,8)		
BAREBACK MEMBRANES:								
W-5.	Min. 0.75-inch plywood	Min. 1.5-inch Sarnatherm-H ISO, Sarnatherm-H CG, Sarnatherm-A ISO, Sarnatherm-A CG or Sarnatherm-R ISO	Note 2	1 per 2.0 ft^2	Min. 0.25-inch DensDeck Prime	Sarnacol 2163, Sarnacol AD-BA or Sarnacol OM-BA	BB-S2170, BB-S2170-VC, BB-S2175, BB-S2121 or BB-S2121-VC	-37.5*
W-6.	Min. 0.75-inch plywood	Min. 1.5-inch Sarnatherm-H ISO, Sarnatherm-H CG, Sarnatherm-A ISO, Sarnatherm-A CGor Sarnatherm-R ISO	Note 2	1 per 2.0 ft^2	Min. 0.25-inch DensDeck Prime	M-PG1-EF-ECO	BB-S2170, BB-S2170-VC, BB-S2175, BB-S2121 or BB-S2121-VC	-37.5*
FELTBACK MEMBRANES:								
W-7.	Min. 0.75-inch plywood	Min. 1.5-inch Sarnatherm-H ISO, Sarnatherm-H CG, Sarnatherm-A ISO, Sarnatherm-A CGor Sarnatherm-R ISO	Note 2	1 per 2.0 ft^2	Min. 0.25-inch DensDeck Prime	Sarnacol 2163, Sarnacol AD-BA or Sarnacol OM-BA	FB-S2170-VC, FB-S2121, FB-S2121-VC, FB-SSMA, FB-MPG1-EF-ECO, FB-OB500 or FB-TRA	-37.5*
W-8.	Min. 0.75-inch plywood	Min. 1.5-inch Sarnatherm-H ISO, Sarnatherm-H CG, Sarnatherm-A ISO, Sarnatherm-A CGor Sarnatherm-R ISO	Note 2	1 per 2.0 ft^2	Min. 0.25-inch DensDeck Prime	M-PG1-EF-ECO	FB-S2170-VC, FB-S2121, FB-S2121-VC, FB-SSMA, FB-MPG1-EF-ECO, FB-OB500 or FB-TRA	-37.5*
SELF-ADHERING MEMBRANES:								
W-9.	Min. 0.75-inch plywood	Min. 1.5-inch Sarnatherm-H ISO, Sarnatherm-H CG, Sarnatherm-A ISO, Sarnatherm-A CG or Sarnatherm-R ISO	Note 2	1 per 2.0 ft^2	Min. 0.25-inch DensDeck Prime	Sarnacol 2163, Sarnacol AD-BA or Sarnacol OM-BA	G410 SA or G410 SA FB, self-adhering	-37.5*
W-10.	Min. 0.75-inch plywood	Min. 1.5-inch Sarnatherm-H ISO, Sarnatherm-H CG, Sarnatherm-A ISO, Sarnatherm-A CG or Sarnatherm-R ISO	Note 2	1 per 2.0 ft^2	Min. 0.25-inch DensDeck Prime	M-PG1-EF-ECO	G410 SA or G410 SA FB, self-adhering	-37.5*

TABLE 1C: WOOD DECKS - NEW CONSTRUCTION, REROOF (TEAR-OFF) SYSTEM TYPE B-2: MECHANICALLY ATTACHED THERMAL BARRIER, BONDED TEMP ROOF, BONDED TOP INSULATION, BONDED ROOF COVER									
Sys No.	Deck (Note 1)	Thermal Barrier			Temp Roof	Insulation Layer(s)		Roof Cover (Note 15)	MDP (psf)
		Type	Fasten (Note 11)	Attach (Note 17)		Type	Attach (Notes 6,7,8)		
BAREBACK MEMBRANES:									
W-11.	Nominal 1.5-inch wood plank	Min. 0.5-inch DensDeck Prime primed with Vapor Retarder Primer SB or VC	Note 2	1 per 4.0 ft²	Vapor Retarder SA 106 or Vapor Retarder SA 31, self-adhering	Min. 1.5-inch Sarnatherm-A ISO, Sarnatherm-H ISO or Sarnatherm-R ISO followed by min. 0.25-inch DensDeck Prime	Sarnacol 2163, Sarnacol AD-BA or Sarnacol OM-BA	BB-S2170, BB-S2170-VC, BB-S2175, BB-S2121 or BB-S2121-VC	-45.0*
FELTBACK MEMBRANES:									
W-12.	Nominal 1.5-inch wood plank	Min. 0.5-inch DensDeck Prime primed with Vapor Retarder Primer SB or VC	Note 2	1 per 4.0 ft²	Vapor Retarder SA 106 or Vapor Retarder SA 31, self-adhering	Min. 1.5-inch Sarnatherm-A ISO, Sarnatherm-H ISO or Sarnatherm-R ISO followed by min. 0.25-inch DensDeck Prime	Sarnacol 2163, Sarnacol AD-BA or Sarnacol OM-BA	FB-S2170, FB-S2170-VC, FB-S2121, FB-S2121-VC, FB-SAD-FMA 12-inch o.c., FB-SOM-FMA 12-inch o.c., FB-MPG1-EF-ECO, FB-OB500 or FB-TRA	-45.0*
SELF-ADHERING MEMBRANES:									
W-13.	Nominal 1.5-inch wood plank	Min. 0.5-inch DensDeck Prime primed with Vapor Retarder Primer SB or VC	Note 2	1 per 4.0 ft²	Vapor Retarder SA 106 or Vapor Retarder SA 31, self-adhering	Min. 1.5-inch Sarnatherm-A ISO, Sarnatherm-H ISO or Sarnatherm-R ISO followed by min. 0.25-inch DensDeck Prime	Sarnacol 2163, Sarnacol AD-BA or Sarnacol OM-BA	G410 SA or G410 SA FB, self-adhering	-45.0*

TABLE 1D: WOOD DECKS - NEW CONSTRUCTION, REROOF (TEAR-OFF) OR RECOVER SYSTEM TYPE C-1: MECHANICALLY ATTACHED INSULATION, BONDED ROOF COVER							
System No.	Deck (Note 1)	Base Insulation Layer (Note 3, Note 13)	Top Insulation Layer			Roof Cover (Note 15)	MDP (psf)
			Type	Fasteners (Note 11)	Attach (Note 17)		
BAREBACK MEMBRANES:							
W-14.	Min. 23/32" (nominal ¾") CDX plywood	(Optional) One or more layers, any combination, loose laid	Min. 1.5-inch Sarnatherm-A ISO	Note 2	1 per 2.0 ft²	BB-S2170, BB-S2170-VC, BB-S2175, BB-S2121 or BB-S2121-VC	-45.0*
W-15.	Min. 23/32" (nominal ¾") CDX plywood	(Optional) One or more layers, any combination, loose laid	Min. 0.25-inch DensDeck Prime	Note 2	1 per 2.0 ft²	BB-S2170, BB-S2170-VC, BB-S2175, BB-S2121 or BB-S2121-VC	-45.0*
W-16.	Min. 23/32" (nominal ¾") CDX plywood	(Optional) One or more layers, any combination, loose laid	Min. 0.25-inch DensDeck Prime	Note 2	1 per 1.6 ft²	BB-S2170, BB-S2170-VC, BB-S2175, BB-S2121 or BB-S2121-VC	-67.5
FELTBACK MEMBRANES:							
W-17.	Min. 23/32" (nominal ¾") CDX plywood	(Optional) One or more layers, any combination, loose laid	Min. 1.5-inch Sarnatherm-A ISO	Note 2	1 per 2.0 ft²	FB-S2170, FB-S2170-VC, FB-S2121, FB-S2121-VC, FB-SSMA, FB-MPG1-EF-ECO, FB-OB500 or FB-TRA	-45.0*
W-18.	Min. 23/32" (nominal ¾") CDX plywood	(Optional) One or more layers, any combination, loose laid	Min. 0.25-inch DensDeck Prime	Note 2	1 per 2.0 ft²	FB-S2170, FB-S2170-VC, FB-S2121, FB-S2121-VC, FB-SSMA, FB-MPG1-EF-ECO, FB-OB500 or FB-TRA	-45.0*
W-19.	Min. 23/32" (nominal ¾") CDX plywood	(Optional) One or more layers, any combination, loose laid	Min. 0.25-inch DensDeck Prime	Note 2	1 per 1.6 ft²	FB-S2170, FB-S2170-VC, FB-S2121, FB-S2121-VC, FB-MPG1-EF-ECO, FB-OB500 or FB-TRA	-67.5

2023 FBC NON-HVHZ

TABLE 1D: WOOD DECKS - NEW CONSTRUCTION, REROOF (TEAR-OFF) OR RECOVER SYSTEM TYPE C-1: MECHANICALLY ATTACHED INSULATION, BONDED ROOF COVER							
System No.	Deck (Note 1)	Base Insulation Layer (Note 3, Note 13)	Top Insulation Layer			Roof Cover (Note 15)	MDP (psf)
			Type	Fasteners (Note 11)	Attach (Note 17)		
SELF-ADHERING MEMBRANES:							
W-20.	Min. 23/32" (nominal ¾") CDX plywood	(Optional) One or more layers, any combination, loose laid	Min. 1.5-inch Sarnatherm-A ISO	Note 2	1 per 2.0 ft^2	G410 SA or G410 SA FB, self-adhering	-45.0*
W-21.	Min. 23/32" (nominal ¾") CDX plywood	(Optional) One or more layers, any combination, loose laid	Min. 0.25-inch DensDeck Prime	Note 2	1 per 2.0 ft^2	G410 SA or G410 SA FB, self-adhering	-45.0*

TABLE 1E: WOOD DECKS – NEW CONSTRUCTION, REROOF (TEAR-OFF) OR RECOVER SYSTEM TYPE C-1: MECHANICALLY ATTACHED INSULATION, BONDED BASE PLY, BONDED ROOF COVER											
System No.	Deck (Note 1)	Slip Sheet	Base Insulation and/or Thermal Barrier Layer(s) (Note 3, Note 13)	Top Insulation Layer			Primer	Roof Cover (Note 15)			MDP (psf)
				Type	Fasteners (Note 11)	Attach (Note 17)		Base Ply	Ply	Cap Ply	
W-22.	Min. 19/32-inch plywood	(Optional) One or more layers Base Sheet NB 48 or Base Sheet NB 120, loose laid	(Optional) One or more layers, any combination, loose laid	Min. 0.25-inch DensDeck Prime	Sarnafastener #14 & Sarnaplate	1 per 1.6 ft^2	Vapor Retarder Primer SB or VC	Vapor Retarder SA 106, self-adhering	None	FB-SAD-FMA 12-inch o.c., FB-SOM-FMA 12-inch o.c., FB-MPG1-EF-ECO or FB-OB500	-52.5
W-23.	Min. 19/32-inch plywood	(Optional) One or more layers Base Sheet NB 48 or Base Sheet NB 120, loose laid	(Optional) One or more layers, any combination, loose laid	Min. 0.25-inch DensDeck Prime	Sarnafastener #14 & Sarnaplate	1 per 1.6 ft^2	None	SBS-AA, SBS-VRA-CA or SBS-TA	(Optional) SBS-AA	FB-SAD-FMA 12-inch o.c., FB-SOM-FMA 12-inch o.c., FB-MPG1-EF-ECO or FB-OB500	-52.5

TABLE 1F: WOOD DECKS - NEW CONSTRUCTION, REROOF (TEAR-OFF) OR RECOVER SYSTEM TYPE C-2: INSULATED, INDUCTION-WELDED ROOF COVER							
System No.	Deck (Note 1)	Insulation Layer (Note 3, Note 13)	Attachment			Roof Cover (Note 15B)	MDP (psf)
			Fasteners (Note 11)	Row Spacing (inch)	Fastener Spacing (inch)		
W-24.	Min. 15/32-inch APA rated plywood at 24" span	(Optional) One or more layers, any combination	Sarnafastener #14 or Sikaplan Fastener #14 with Sarnadisc RhinoBond plate or Sikaplan RhinoBond Disc	36	24	S327, $_{10}$S327, Sikaplan Fastened or Sikaplan Universal, minimum 60-mil, induction welded using RhinoBond Installation Tool.	-22.5
W-25.	Min. 15/32-inch APA rated plywood at 24" span	(Optional) One or more layers, any combination	Sarnafastener #14 or Sikaplan Fastener #14 with Sarnadisc RhinoBond plate or Sikaplan RhinoBond Disc	24	24	S327, $_{10}$S327, Sikaplan Fastened or Sikaplan Universal, minimum 60-mil, induction welded using RhinoBond Installation Tool.	-37.5
W-26.	Min. 0.75-inch APA rated plywood at 24" span	(Optional) One or more layers, any combination	Sarnafastener #14 or Sikaplan Fastener #14 with Sarnadisc RhinoBond plate or Sikaplan RhinoBond Disc	36	24 (staggered)	S327, Sikaplan Fastened or Sikaplan Universal (60-mil) induction welded using RhinoBond Installation Tool.	-45.0

2025 FC NON-HVHZ

TABLE 1G: WOOD DECKS - NEW CONSTRUCTION, REROOF (TEAR-OFF) OR RECOVER SYSTEM TYPE D-1: MECHANICALLY ATTACHED MEMBRANE – STRESS PLATES AND FASTENERS							
System No.	Deck (Note 1)	Insulation (Note 3, Note 13)		Roof Cover			MDP (psf)
		Type	Attach (Note 5)	Type	Fasteners (Note 11)	Attachment	
BAREBACK MEMBRANES:							
W-27.	Min. 15/32-inch APA rated plywood at 24" span	One or more layers, any combination	Preliminarily attached	S327, Sikaplan Fastened or Sikaplan Universal, min. 60-mil	Sikaplan Fastener #14 with Sikaplan Disc	9-inch o.c. within 5.5-inch wide laps spaced 114.5-inch o.c. Laps sealed with min. 1.5-inch heat weld.	-30.0
W-28.	Min. 15/32-inch APA rated plywood at 24" span	One or more layers, any combination	Preliminarily attached	S327, Sikaplan Fastened or Sikaplan Universal, min. 60-mil	Sikaplan Fastener #14 with Sikaplan Disc	6-inch o.c. within 5.5-inch wide laps spaced 114.5-inch o.c. Laps sealed with min. 1.5-inch heat weld.	-37.5
W-29.	Min. 15/32-inch APA rated plywood at 24" span	One or more layers, any combination	Preliminarily attached	S327, Sikaplan Fastened or Sikaplan Universal, min. 60-mil	Sikaplan Fastener #14 with Sikaplan Disc	12-inch o.c. within 5.5-inch wide laps spaced 54.5-inch o.c. Laps sealed with min. 1.5-inch heat weld.	-45.0
W-30.	Min. 15/32-inch APA rated plywood at 24" span	One or more layers, any combination	Preliminarily attached	S327, Sikaplan Fastened or Sikaplan Universal, min. 60-mil	Sikaplan Fastener #14 with Sikaplan Disc	6-inch o.c. within 5.5-inch wide laps spaced 54.5-inch o.c. Laps sealed with min. 1.5-inch heat weld.	-75.0
FELTBACK MEMBRANES:							
W-31.	Min. 15/32-inch APA rated plywood at 24" span	One or more layers, any combination	Preliminarily attached	S327 FB, Sikaplan Fastened FB or Sikaplan Universal FB, min. 60-mil	Sikaplan Fastener #14 with Sikaplan Disc	12-inch o.c. within 5.5-inch wide laps spaced 54.5-inch o.c. Laps sealed with min. 1.75-inch heat weld.	-45.0
W-32.	Min. 15/32-inch APA rated plywood at 24" span	One or more layers, any combination	Preliminarily attached	S327 FB, Sikaplan Fastened FB or Sikaplan Universal FB, min. 60-mil	Sikaplan Fastener #14 with Sikaplan Disc	6-inch o.c. within 5.5-inch wide laps spaced 54.5-inch o.c. Laps sealed with min. 1.75-inch heat weld.	-75.0

2023 FBC NON-HVHZ

TABLE 2A: STEEL OR STRUCTURAL CONCRETE DECKS - NEW CONSTRUCTION, REROOF (TEAR-OFF) OR RECOVER SYSTEM TYPE B-1: MECHANICALLY ATTACHED BASE INSULATION, BONDED TOP INSULATION, BONDED ROOF COVER								
System No.	Deck (Note 1)	Base Insulation Layer			Top Insulation Layer		Roof Cover (Note 15)	MDP (psf)
		Type	Fastener (Note 11)	Attach (Note 17)	Type	Attach (Notes 6,7,8)		
BAREBACK MEMBRANES:								
S-1.	Min. 22 ga. type B, Grade 33 steel or min. 2,500 psi structural concrete	Min. 1.5-inch Sarnatherm-A ISO, Sarnatherm-A CG, Sarnatherm-H ISO or Sarnatherm-H CG	Note 2	1 per 2.9 ft^2	Min. 0.25-inch Invinsa Roof Board or min. 0.5-inch Sarnatherm Roof Board-H or min. 1.5-inch Sarnatherm Composite Roof Board-H	Sarnacol 2163, Sarnacol AD-BA or Sarnacol OM-BA	BB-S2170, BB-S2170-VC, BB-S2121 or BB-S2121-VC	-30.0
S-2.	Min. 22 ga. type B, Grade 33 steel or min. 2,500 psi structural concrete	Min. 1.5-inch Sarnatherm-A ISO, Sarnatherm-A CG, Sarnatherm-H ISO or Sarnatherm-H CG	Note 2	1 per 2.9 ft^2	Min. 0.5-inch Sarnatherm Roof Board-H or min. 1.5-inch Sarnatherm Composite Roof Board-H	Sarnacol 2163, Sarnacol AD-BA or Sarnacol OM-BA	BB-S2175	-30.0
S-3.	Min. 22 ga. type B, Grade 33 steel or min. 2,500 psi structural concrete	Min. 1.5-inch Sarnatherm-A ISO, Sarnatherm-A CG, Sarnatherm-H ISO or Sarnatherm-H CG	Note 2	1 per 2.9 ft^2	Min. 0.5-inch Sarnatherm Roof Board-A III	Sarnacol 2163 or Sarnacol AD-BA	BB-S2170, BB-S2170-VC, BB-S2121 or BB-S2121-VC	-30.0
S-4.	Min. 22 ga. type B, Grade 33 steel or min. 2,500 psi structural concrete	Min. 1.5-inch Sarnatherm-A ISO	Note 2	1 per 2.0 ft^2	One or more layers of Base Insulation	Sarnacol 2163, Sarnacol AD-BA or Sarnacol OM-BA	BB-S2170-VC or BB-S2175	-37.5*
S-5.	Min. 22 ga. type B, Grade 33 steel or min. 2,500 psi structural concrete	Min. 1.5-inch Sarnatherm-H ISO, Sarnatherm-H CG, Sarnatherm-A ISO, Sarnatherm-A CGor Sarnatherm-R ISO	Note 2	1 per 2.0 ft^2	Min. 0.25-inch DensDeck Prime	Sarnacol 2163, Sarnacol AD-BA or Sarnacol OM-BA	BB-S2170-VC or BB-S2175	-37.5*
S-6.	Min. 22 ga. type B, Grade 33 steel or min. 2,500 psi structural concrete	Min. 1.5-inch Sarnatherm-A ISO, Sarnatherm-A CG or Sarnatherm-H ISO	Note 2	1 per 2.0 ft^2	One or more layers of Base Insulation or min. 0.25-inch DensDeck Prime	Sarnacol OM-BA	BB-S2170, BB-S2170-VC, BB-S2121 or BB-S2121-VC	-45.0*
S-7.	Min. 22 ga. type B, Grade 33 steel or min. 2,500 psi structural concrete	Min. 1.5-inch Sarnatherm-A ISO or Sarnatherm-A CG	Note 2	1 per 2.0 ft^2	One or more layers of Base Insulation or min. 0.25-inch DensDeck Prime	Sarnacol OM-BA	BB-S2175	-45.0*
S-8.	Min. 22 ga. type B, Grade 33 steel or min. 2,500 psi structural concrete	Min. 1.5-inch Sarnatherm-A ISO	Note 2	1 per 2.0 ft^2	One or more layers of Base Insulation	Sarnacol 2163, Sarnacol AD-BA or Sarnacol OM-BA	BB-S2170-VC or BB-S2175	-45.0*
S-9.	Min. 22 ga. type B, Grade 33 steel or min. 2,500 psi structural concrete	Min. 1.5-inch Sarnatherm-A ISO, Sarnatherm-A CG or Sarnatherm-H ISO	Note 2	1 per 2.0 ft^2	Min. 0.25-inch DensDeck Prime	Sarnacol OM-BA, Sarnacol AD-BA	BB-S2170, BB-S2170-VC, BB-S2175, BB-S2121 or BB-S2121-VC	-45.0*

2023 FBC NON-HVHZ

TABLE 2A: STEEL OR STRUCTURAL CONCRETE DECKS - NEW CONSTRUCTION, REROOF (TEAR-OFF) OR RECOVER SYSTEM TYPE B-1: MECHANICALLY ATTACHED BASE INSULATION, BONDED TOP INSULATION, BONDED ROOF COVER								
System No.	Deck (Note 1)	Base Insulation Layer			Top Insulation Layer		Roof Cover (Note 15)	MDP (psf)
		Type	Fastener (Note 11)	Attach (Note 17)	Type	Attach (Notes 6,7,8)		
S-10.	Min. 22 ga. type B, Grade 33 steel or min. 2,500 psi structural concrete	Min. 1.5-inch Sarnatherm-A ISO, Sarnatherm-A CG, Sarnatherm-H ISO or Sarnatherm-H CG	Note 2	1 per 2.9 ft²	Min. 0.25-inch Invinsa Roof Board or min. 0.5-inch Sarnatherm Roof Board-H or min. 1.5-inch Sarnatherm Composite Roof Board-H	M-PG1-EF-ECO	BB-S2170, BB-S2170-VC, BB-S2121 or BB-S2121-VC	-30.0
S-11.	Min. 22 ga. type B, Grade 33 steel or min. 2,500 psi structural concrete	Min. 1.5-inch Sarnatherm-A ISO, Sarnatherm-A CG, Sarnatherm-H ISO or Sarnatherm-H CG	Note 2	1 per 2.9 ft²	Min. 0.5-inch Sarnatherm Roof Board-H or min. 1.5-inch Sarnatherm Composite Roof Board-H	M-PG1-EF-ECO	BB-S2175	-30.0
S-12.	Min. 22 ga. type B, Grade 33 steel or min. 2,500 psi structural concrete	Min. 1.5-inch Sarnatherm-H ISO, Sarnatherm-H CG, Sarnatherm-A ISO, Sarnatherm-A CGor Sarnatherm-R ISO	Note 2	1 per 2.0 ft²	Min. 0.25-inch DensDeck Prime	M-PG1-EF-ECO	BB-S2170-VC or BB-S2175	-37.5*
S-13.	Min. 22 ga. type B, Grade 33 steel or min. 2,500 psi structural concrete	Min. 1.5-inch Sarnatherm-A ISO	Note 2	1 per 2.0 ft²	One or more layers of Base Insulation	M-PG1-EF-ECO	BB-S2170-VC or BB-S2175	-45.0*
S-14.	Min. 22 ga. type B, Grade 33 steel or min. 2,500 psi structural concrete	Min. 1.5-inch Sarnatherm-A ISO, Sarnatherm-A CG or Sarnatherm-H ISO	Note 2	1 per 2.0 ft²	Min. 0.25-inch DensDeck Prime	M-PG1-EF-ECO	BB-S2170, BB-S2170-VC, BB-S2175, BB-S2121 or BB-S2121-VC	-45.0*
S-15.	Min. 22 ga., Type B, Grade 40 steel	Min. 2-inch Sarnatherm-A ISO	Note 2	1 per 1.0 ft²	Insulation (optional): Min. 1-inch Sarnatherm-A ISO Coverboard: Min. 0.25-inch DensDeck Prime	Board-Max	BB-S2121 or BB-S2121-VC	-97.5
S-16.	Min. 22 ga., Type B, Grade 40 steel	Min. 2-inch Sarnatherm-A ISO	Note 2	1 per 1.0 ft²	Insulation (optional): Min. 1-inch Sarnatherm-A ISO Coverboard: Min. 0.25-inch DensDeck Prime	Board-Max	BB-S2170, BB-S2170-VC or BB-S2175	-105.0
FELTBACK MEMBRANES:								
S-17.	Min. 22 ga. type B, Grade 33 steel or min. 2,500 psi structural concrete	Min. 1.5-inch Sarnatherm-A ISO, Sarnatherm-A CG, Sarnatherm-H ISO or Sarnatherm-H CG	Note 2	1 per 2.9 ft²	Min. 0.25-inch Invinsa Roof Board or min. 0.5-inch Sarnatherm Roof Board-H or Sarnatherm Roof Board-R or min. 1.5-inch Sarnatherm Composite Roof Board-H	Sarnacol 2163, Sarnacol AD-BA or Sarnacol OM-BA	FB-S2170, FB-S2170-VC, FB-S2121, FB-S2121-VC, FB-SAD-FMA 12-inch o.c. or FB-SOM-FMA 12-inch o.c.	-30.0
S-18.	Min. 22 ga. type B, Grade 33 steel or min. 2,500 psi structural concrete	Min. 1.5-inch Sarnatherm-A ISO, Sarnatherm-A CG, Sarnatherm-H ISO or Sarnatherm-H CG	Note 2	1 per 2.9 ft²	Min. 0.5-inch Sarnatherm Roof Board-A III	Sarnacol 2163 or Sarnacol AD-BA	FB-S2170, FB-S2170-VC, FB-S2121, FB-S2121-VC, FB-SAD-FMA 12-inch o.c. or FB-SOM-FMA 12-inch o.c.	-30.0

2023 FBC NON-HVHZ

TABLE 2A: STEEL OR STRUCTURAL CONCRETE DECKS - NEW CONSTRUCTION, REROOF (TEAR-OFF) OR RECOVER SYSTEM TYPE B-1: MECHANICALLY ATTACHED BASE INSULATION, BONDED TOP INSULATION, BONDED ROOF COVER								
System No.	Deck (Note 1)	Base Insulation Layer			Top Insulation Layer		Roof Cover (Note 15)	MDP (psf)
		Type	Fastener (Note 11)	Attach (Note 17)	Type	Attach (Notes 6,7,8)		
S-19.	Min. 22 ga. type B, Grade 33 steel or min. 2,500 psi structural concrete	Min. 1.5-inch Sarnatherm-A ISO, Sarnatherm-A CG, Sarnatherm-H ISO or Sarnatherm-H CG	Note 2	1 per 2.9 ft²	Min. 0.5-inch Sarnatherm Roof Board-H or min. 1.5-inch Sarnatherm Composite Roof Board-H	Sarnacol 2163, Sarnacol AD-BA or Sarnacol OM-BA	FB-OB500 or FB-TRA	-30.0
S-20.	Min. 22 ga. type B, Grade 33 steel or min. 2,500 psi structural concrete	Min. 1.5-inch Sarnatherm-A ISO, Sarnatherm-A CG, Sarnatherm-H ISO or Sarnatherm-H CG	Note 2	1 per 2.9 ft²	Min. 0.5-inch Sarnatherm Roof Board-R	Sarnacol 2163, Sarnacol AD-BA or Sarnacol OM-BA	FB-MPG1-EF-ECO or FB-OB500	-30.0
S-21.	Min. 22 ga. type B, Grade 33 steel or min. 2,500 psi structural concrete	Min. 1.5-inch Sarnatherm-A ISO, Sarnatherm-A CG, Sarnatherm-H ISO or Sarnatherm-H CG	Note 2	1 per 2.9 ft²	Min. 0.5-inch Sarnatherm Roof Board-A III	Sarnacol 2163 or Sarnacol AD-BA	FB-MPG1-EF-ECO	-30.0
S-22.	Min. 22 ga. type B, Grade 33 steel or min. 2,500 psi structural concrete	Min. 1.5-inch Sarnatherm-A ISO, Sarnatherm-A CG or Sarnatherm-H ISO	Note 2	1 per 2.0 ft²	One or more layers of Base Insulation or min. 0.25-inch DensDeck Prime	Sarnacol OM-BA	FB-S2170, FB-S2121 or FB-S2121-VC	-45.0*
S-23.	Min. 22 ga. type B, Grade 33 steel or min. 2,500 psi structural concrete	Min. 1.5-inch Sarnatherm-A ISO, Sarnatherm-A CG or Sarnatherm-H ISO	Note 2	1 per 2.0 ft²	One or more layers of Base Insulation or min. 0.25-inch DensDeck Prime	Sarnacol OM-BA	FB-MPG1-EF-ECO, FB-OB500 or FB-TRA	-45.0*
S-24.	Min. 22 ga. type B, Grade 33 steel or min. 2,500 psi structural concrete	Min. 1.5-inch Sarnatherm-A ISO	Note 2	1 per 2.0 ft²	One or more layers of Base Insulation	Sarnacol 2163, Sarnacol AD-BA or Sarnacol OM-BA	FB-S2170-VC	-45.0*
S-25.	Min. 22 ga. type B, Grade 33 steel or min. 2,500 psi structural concrete	Min. 1.5-inch Sarnatherm-A ISO, Sarnatherm-A CG or Sarnatherm-H ISO	Note 2	1 per 2.0 ft²	Min. 0.25-inch DensDeck Prime	Sarnacol OM-BA, Sarnacol AD-BA	FB-S2170-VC	-45.0*
S-26.	Min. 22 ga. type B, Grade 33 steel or min. 2,500 psi structural concrete	Min. 2-inch Sarnatherm-A ISO or Sarnatherm-H ISO	Note 2	1 per 2.7 ft²	Min. 0.25-inch SECUROCK Gypsum-Fiber Roof Board	Insta-Stik, Sarnacol 2163, Sarnacol AD-BA, Sarnacol OM-BA, Board-Max or CRA	FB-S2170-VC, FB-S2121, FB-S2121-VC, FB-SAD-FMA 12-inch o.c., FB-SOM-FMA 12-inch o.c., FB-MPG1-EF-ECO, FB-OB500 or FB-TRA	-45.0*
S-27.	Min. 22 ga. type B, Grade 33 steel or min. 2,500 psi structural concrete	Min. 2-inch ISO 95+GL	Note 2	1 per 2.7 ft²	Min. 0.25-inch SECUROCK Gypsum-Fiber Roof Board	Insta-Stik, Sarnacol 2163 or Sarnacol AD-BA	FB-S2170-VC, FB-S2121, FB-S2121-VC, FB-SAD-FMA 12-inch o.c., FB-SOM-FMA 12-inch o.c., FB-MPG1-EF-ECO, FB-OB500 or FB-TRA	-45.0*
S-28.	Min. 22 ga. type B, Grade 33 steel or min. 2,500 psi structural concrete	Min. 1.5-inch Sarnatherm-A ISO or Sarnatherm-H ISO	Note 2	1 per 1.3 ft²	Min. 0.25-inch SECUROCK Gypsum-Fiber Roof Board	Insta-Stik, Sarnacol 2163, Sarnacol AD-BA, Sarnacol OM-BA, Board-Max or CRA	FB-S2170-VC, FB-S2121, FB-S2121-VC, FB-SAD-FMA 12-inch o.c., FB-SOM-FMA 12-inch o.c., FB-MPG1-EF-ECO, FB-OB500 or FB-TRA	-60.0

2023 FBC NON-HVHZ

TABLE 2A: STEEL OR STRUCTURAL CONCRETE DECKS - NEW CONSTRUCTION, REROOF (TEAR-OFF) OR RECOVER SYSTEM TYPE B-1: MECHANICALLY ATTACHED BASE INSULATION, BONDED TOP INSULATION, BONDED ROOF COVER								
System No.	Deck (Note 1)	Base Insulation Layer			Top Insulation Layer		Roof Cover (Note 15)	MDP (psf)
		Type	Fastener (Note 11)	Attach (Note 17)	Type	Attach (Notes 6,7,8)		
S-29.	Min. 22 ga. type B, Grade 33 steel or min. 2,500 psi structural concrete	Min. 1.5-inch Sarnatherm-A ISO, Sarnatherm-A CG, Sarnatherm-H ISO or Sarnatherm-H CG	Note 2	1 per 2.9 ft^2	Min. 0.25-inch Invinsa Roof Board or min. 0.5-inch Sarnatherm Roof Board-H or min. 1.5-inch Sarnatherm Composite Roof Board-H	M-PG1-EF-ECO	FB-S2170, FB-S2170-VC, FB-S2121, FB-S2121-VC, FB-SAD-FMA 12-inch o.c. or FB-SOM-FMA 12-inch o.c.	-30.0
S-30.	Min. 22 ga. type B, Grade 33 steel or min. 2,500 psi structural concrete	Min. 1.5-inch Sarnatherm-A ISO, Sarnatherm-A CG, Sarnatherm-H ISO or Sarnatherm-H CG	Note 2	1 per 2.9 ft^2	Min. 0.5-inch Sarnatherm Roof Board-H or min. 1.5-inch Sarnatherm Composite Roof Board-H	M-PG1-EF-ECO	FB-OB500 or FB-TRA	-30.0
S-31.	Min. 22 ga. type B, Grade 33 steel or min. 2,500 psi structural concrete	Min. 1.5-inch Sarnatherm-A ISO	Note 2	1 per 2.0 ft^2	One or more layers of Base Insulation	M-PG1-EF-ECO	FB-S2170-VC	-45.0*
S-32.	Min. 22 ga. type B, Grade 33 steel or min. 2,500 psi structural concrete	Min. 1.5-inch Sarnatherm-A ISO, Sarnatherm-A CG or Sarnatherm-H ISO	Note 2	1 per 2.0 ft^2	Min. 0.25-inch DensDeck Prime	M-PG1-EF-ECO	FB-S2170-VC	-45.0*
S-33.	Min. 22 ga. type B, Grade 33 steel or min. 2,500 psi structural concrete	Min. 2-inch Sarnatherm-A ISO or Sarnatherm-H ISO	Note 2	1 per 2.7 ft^2	Min. 0.25-inch SECUROCK Gypsum-Fiber Roof Board	M-PG1-EF-ECO	FB-S2170-VC, FB-S2121, FB-S2121-VC, FB-SAD-FMA 12-inch o.c., FB-SOM-FMA 12-inch o.c., FB-MPG1-EF-ECO, FB-OB500 or FB-TRA	-45.0*
S-34.	Min. 22 ga., Type B, Grade 40 steel	Min. 2-inch Sarnatherm-A ISO	Note 2	1 per 1.0 ft^2	Insulation (optional): Min. 1-inch Sarnatherm-A ISO Coverboard: Min. 0.25-inch DensDeck Prime	Board-Max	FB-S2170, FB-S2121, FB-S2121-VC, FB-MPG1-EF-ECO, FB-OB500 or FB-TRA	-97.5
S-35.	Min. 22 ga., Type B, Grade 40 steel	Min. 2-inch Sarnatherm-A ISO	Note 2	1 per 1.0 ft^2	Insulation (optional): Min. 1-inch Sarnatherm-A ISO Coverboard: Min. 0.25-inch DensDeck Prime	Board-Max	FB-S2170-VC	-105.0
SELF-ADHERING MEMBRANES:								
S-36.	Min. 22 ga. type B, Grade 33 steel or min. 2,500 psi structural concrete	Min. 1.5-inch Sarnatherm-A ISO, Sarnatherm-A CG, Sarnatherm-H ISO or Sarnatherm-H CG	Note 2	1 per 2.9 ft^2	Min. 0.5-inch Sarnatherm Roof Board-H or min. 1.5-inch Sarnatherm Composite Roof Board-H	Sarnacol OM-BA	G410 SA or G410 SA FB, self-adhering	-30.0*
S-37.	Min. 22 ga. type B, Grade 33 steel or min. 2,500 psi structural concrete	Min. 1.5-inch Sarnatherm-A ISO, Sarnatherm-A CG, Sarnatherm-H ISO or Sarnatherm-H CG	Note 2	1 per 2.0 ft^2	One or more layers of Base Insulation or min. 0.25-inch DensDeck Prime	Sarnacol OM-BA	G410 SA or G410 SA FB, self-adhering	-45.0*

2023 FBC NON-HVHZ

TABLE 2A: STEEL OR STRUCTURAL CONCRETE DECKS - NEW CONSTRUCTION, REROOF (TEAR-OFF) OR RECOVER SYSTEM TYPE B-1: MECHANICALLY ATTACHED BASE INSULATION, BONDED TOP INSULATION, BONDED ROOF COVER								
System No.	Deck (Note 1)	Base Insulation Layer			Top Insulation Layer		Roof Cover (Note 15)	MDP (psf)
		Type	Fastener (Note 11)	Attach (Note 17)	Type	Attach (Notes 6,7,8)		
S-38.	Min. 22 ga. type B, Grade 33 steel or min. 2,500 psi structural concrete	Min. 1.5-inch Sarnatherm-A ISO, Sarnatherm-A CG, Sarnatherm-H ISO or Sarnatherm-H CG	Note 2	1 per 2.9 ft^2	Min. 0.5-inch Sarnatherm Roof Board-A III or Sarnatherm Roof Board-H or min. 1.5-inch Sarnatherm Composite Roof Board-H	Sarnacol 2163 or Sarnacol AD-BA	G410 SA or G410 SA FB, self-adhering	-30.0*
S-39.	Min. 22 ga. type B, Grade 33 steel or min. 2,500 psi structural concrete	Min. 1.5-inch Sarnatherm-A ISO, Sarnatherm-A CG, Sarnatherm-H ISO or Sarnatherm-H CG	Note 2	1 per 2.0 ft^2	One or more layers of Base Insulation or min. 0.25-inch DensDeck Prime	Sarnacol 2163 or Sarnacol AD-BA	G410 SA or G410 SA FB, self-adhering	-45.0*
S-40.	Min. 22 ga. type B, Grade 33 steel or min. 2,500 psi structural concrete	Min. 1.5-inch Sarnatherm-A ISO, Sarnatherm-A CG, Sarnatherm-H ISO or Sarnatherm-H CG	Note 2	1 per 2.9 ft^2	Min. 0.5-inch Sarnatherm Roof Board-H or min. 1.5-inch Sarnatherm Composite Roof Board-H	M-PG1-EF-ECO	G410 SA or G410 SA FB, self-adhering	-30.0*
S-41.	Min. 22 ga. type B, Grade 33 steel or min. 2,500 psi structural concrete	Min. 1.5-inch Sarnatherm-A ISO, Sarnatherm-A CG, Sarnatherm-H ISO or Sarnatherm-H CG	Note 2	1 per 2.0 ft^2	One or more layers of Base Insulation or min. 0.25-inch DensDeck Prime	M-PG1-EF-ECO	G410 SA or G410 SA FB, self-adhering	-45.0*

TABLE 2B: STEEL OR STRUCTURAL CONCRETE DECKS - NEW CONSTRUCTION, REROOF (TEAR-OFF) OR RECOVER SYSTEM TYPE B-1: MECHANICALLY ATTACHED BASE INSULATION, BONDED TOP INSULATION, BONDED BASE PLY, BONDED ROOF COVER											
System No.	Deck (Note 1)	Base Insulation Layer			Top Insulation Layer		Primer	Roof Cover (Note 15)			MDP (psf)
		Type	Fastener (Note 11)	Attach (Note 17)	Type	Attach (Notes 6,7,8)		Base Ply	Ply	Cap Ply	
S-42.	Min. 22 ga. type B, Grade 33 steel or min. 2,500 psi structural concrete	Min. 1.5-inch Sarnatherm-A ISO, Sarnatherm-H ISO or Sarnatherm-R ISO	Note 2	1 per 2.0 ft^2	Min. 0.25-inch DensDeck Prime	Sarnacol 2163, Sarnacol AD-BA or Sarnacol OM-BA	None	SBS-AA, SBS-VRA-CA or SBS-TA	(Optional) SBS-AA	FB-SAD-FMA 12-inch o.c., FB-SOM-FMA 12-inch o.c., FB-MPG1-EF-ECO or FB-OB500	-45.0*
S-43.	Min. 22 ga. type B, Grade 33 steel or min. 2,500 psi structural concrete	Min. 1.5-inch Sarnatherm-A ISO, Sarnatherm-H ISO or Sarnatherm-R ISO	Note 2	1 per 2.0 ft^2	Min. 0.25-inch DensDeck Prime	Sarnacol 2163, Sarnacol AD-BA or Sarnacol OM-BA	Vapor Retarder Primer SB or VC	Vapor Retarder SA 106, self-adhering	None	FB-SAD-FMA 12-inch o.c., FB-SOM-FMA 12-inch o.c., FB-MPG1-EF-ECO or FB-OB500	-45.0*
S-44.	Min. 22 ga. type B, Grade 33 steel or min. 2,500 psi structural concrete	Min. 2-inch Sarnatherm-A ISO, Sarnatherm-H ISO or Sarnatherm-R ISO	Note 2	1 per 4.0 ft^2	Min. 0.25-inch DensDeck Prime	Sarnacol 2163, Sarnacol AD-BA or Sarnacol OM-BA	None	SBS-AA, SBS-VRA-CA or SBS-TA	(Optional) SBS-AA	FB-SAD-FMA 12-inch o.c., FB-SOM-FMA 12-inch o.c., FB-MPG1-EF-ECO or FB-OB500	-45.0*

2023 FBC NON-HVHZ

TABLE 2B: STEEL OR STRUCTURAL CONCRETE DECKS - NEW CONSTRUCTION, REROOF (TEAR-OFF) OR RECOVER SYSTEM TYPE B-1: MECHANICALLY ATTACHED BASE INSULATION, BONDED TOP INSULATION, BONDED BASE PLY, BONDED ROOF COVER											
System No.	Deck (Note 1)	Base Insulation Layer			Top Insulation Layer		Primer	Roof Cover (Note 15)			MDP (psf)
		Type	Fastener (Note 11)	Attach (Note 17)	Type	Attach (Notes 6,7,8)		Base Ply	Ply	Cap Ply	
S-45.	Min. 22 ga. type B, Grade 33 steel or min. 2,500 psi structural concrete	Min. 2-inch Sarnatherm-A ISO, Sarnatherm-H ISO or Sarnatherm-R ISO	Note 2	1 per 4.0 ft^2	Min. 0.25-inch DensDeck Prime	Sarnacol 2163, Sarnacol AD-BA or Sarnacol OM-BA	Vapor Retarder Primer SB or VC	Vapor Retarder SA 106, self-adhering	None	FB-SAD-FMA 12-inch o.c., FB-SOM-FMA 12-inch o.c., FB-MPG1-EF-ECO or FB-OB500	-45.0*
S-46.	Min. 22 ga. type B, Grade 33 steel or min. 2,500 psi structural concrete	Min. 1.5-inch Sarnatherm-A ISO, Sarnatherm-H ISO or Sarnatherm-R ISO	Note 2	1 per 2.0 ft^2	Min. 0.25-inch DensDeck Prime	M-PG1-EF-ECO	None	SBS-AA, SBS-VRA-CA or SBS-TA	(Optional) SBS-AA	FB-SAD-FMA 12-inch o.c., FB-SOM-FMA 12-inch o.c., FB-MPG1-EF-ECO or FB-OB500	-45.0*
S-47.	Min. 22 ga. type B, Grade 33 steel or min. 2,500 psi structural concrete	Min. 1.5-inch Sarnatherm-A ISO, Sarnatherm-H ISO or Sarnatherm-R ISO	Note 2	1 per 2.0 ft^2	Min. 0.25-inch DensDeck Prime	M-PG1-EF-ECO	Vapor Retarder Primer SB or VC	Vapor Retarder SA 106, self-adhering	None	FB-SAD-FMA 12-inch o.c., FB-SOM-FMA 12-inch o.c., FB-MPG1-EF-ECO or FB-OB500	-45.0*
S-48.	Min. 22 ga. type B, Grade 33 steel or min. 2,500 psi structural concrete	Min. 2-inch Sarnatherm-A ISO, Sarnatherm-H ISO or Sarnatherm-R ISO	Note 2	1 per 4.0 ft^2	Min. 0.25-inch DensDeck Prime	M-PG1-EF-ECO	None	SBS-AA, SBS-VRA-CA or SBS-TA	(Optional) SBS-AA	FB-SAD-FMA 12-inch o.c., FB-SOM-FMA 12-inch o.c., FB-MPG1-EF-ECO or FB-OB500	-45.0*
S-49.	Min. 22 ga. type B, Grade 33 steel or min. 2,500 psi structural concrete	Min. 2-inch Sarnatherm-A ISO, Sarnatherm-H ISO or Sarnatherm-R ISO	Note 2	1 per 4.0 ft^2	Min. 0.25-inch DensDeck Prime	M-PG1-EF-ECO	Vapor Retarder Primer SB or VC	Vapor Retarder SA 106, self-adhering	None	FB-SAD-FMA 12-inch o.c., FB-SOM-FMA 12-inch o.c., FB-MPG1-EF-ECO or FB-OB500	-45.0*

TABLE 2C: STEEL DECKS - NEW CONSTRUCTION, REROOF (TEAR-OFF) SYSTEM TYPE B-2: MECHANICALLY ATTACHED THERMAL BARRIER, BONDED VAPOR BARRIER, BONDED TOP INSULATION, BONDED ROOF COVER									
Sys No.	Deck (Note 1)	Thermal Barrier			Vapor Barrier (Note 15)	Insulation Layer(s)		Roof Cover (Note 15)	MDP (psf)
		Type	Fasten (Note 11)	Attach (Note 17)		Type	Attach (Notes 6,7,8)		
BAREBACK MEMBRANES:									
S-50.	Min. 22 ga., Type B, Grade 33 steel	Min. 0.5-inch DensDeck or DensDeck Prime	Note 2	1 per 4.0 ft^2	SBS-TA	Min. 1.5-inch Sarnatherm-A ISO, Sarnatherm-H ISO or Sarnatherm-R ISO followed by min. 0.25-inch DensDeck Prime	Sarnacol 2163, Sarnacol AD-BA or Sarnacol OM-BA	BB-S2170, BB-S2170-VC, BB-S2175, BB-S2121 or BB-S2121-VC	-45.0*
S-51.	Min. 22 ga., Type B, Grade 33 steel	Min. 0.5-inch DensDeck Prime primed with Vapor Retarder Primer SB or VC	Note 2	1 per 4.0 ft^2	Vapor Retarder SA 106 or Vapor Retarder SA 31, self-adhering	Min. 1.5-inch Sarnatherm-A ISO, Sarnatherm-H ISO or Sarnatherm-R ISO followed by min. 0.25-inch DensDeck Prime	Sarnacol 2163, Sarnacol AD-BA or Sarnacol OM-BA	BB-S2170, BB-S2170-VC, BB-S2175, BB-S2121 or BB-S2121-VC	-45.0*

2023 FBC NON-HVHZ

TABLE 2c: STEEL DECKS - NEW CONSTRUCTION, REROOF (TEAR-OFF) SYSTEM TYPE B-2: MECHANICALLY ATTACHED THERMAL BARRIER, BONDED VAPOR BARRIER, BONDED TOP INSULATION, BONDED ROOF COVER									
Sys No.	Deck (Note 1)	Thermal Barrier			Vapor Barrier (Note 15)	Insulation Layer(s)		Roof Cover (Note 15)	MDP (psf)
		Type	Fasten (Note 11)	Attach (Note 17)		Type	Attach (Notes 6,7,8)		
S-52.	Min. 22 ga., Type B, Grade 33 steel	Min. 0.5-inch DensDeck Prime	Note 2	1 per 4.0 ft²	SBS-VRA-CA or SBS-VRA-CA-SB	Min. 1.5-inch Sarnatherm-A ISO, Sarnatherm-H ISO or Sarnatherm-R ISO followed by min. 0.25-inch DensDeck Prime	Sarnacol 2163, Sarnacol AD-BA or Sarnacol OM-BA	BB-S2170, BB-S2170-VC, BB-S2175, BB-S2121 or BB-S2121-VC	-45.0*
S-53.	Min. 22 ga., Type B, Grade 33 steel	Min. 0.5-inch DensDeck, DensDeck Prime, SECUROCK Gypsum-Fiber Roof Board or SECUROCK Glass-Mat Roof Board	Note 2	1 per 2.7 ft²	Sarnavap SA or Vapor Retarder SA 106, self-adhering	Insulation (optional): Min. 1.5-inch Sarnatherm-A ISO, Sarnatherm-A CG, Sarnatherm-H ISO or Sarnatherm-H CG Coverboard: Min. 0.25-inch Invinsa Roof Board or min. 0.5-inch Sarnatherm Roof Board-H or Sarnatherm Roof Board-R or min. 1.5-inch Sarnatherm Composite Roof Board-H	Sarnacol 2163, Sarnacol AD-BA or Sarnacol OM-BA	BB-S2170, BB-S2170-VC, BB-S2121 or BB-S2121-VC	-60.0
S-54.	Min. 22 ga., Type B, Grade 33 steel	Min. 0.5-inch DensDeck, DensDeck Prime, SECUROCK Gypsum-Fiber Roof Board or SECUROCK Glass-Mat Roof Board	Note 2	1 per 2.7 ft²	Sarnavap SA or Vapor Retarder SA 106, self-adhering	Insulation (optional): Min. 1.5-inch Sarnatherm-A ISO, Sarnatherm-A CG, Sarnatherm-H ISO or Sarnatherm-H CG Coverboard: Min. 0.5-inch Sarnatherm Roof Board-H or min. 1.5-inch Sarnatherm Composite Roof Board-H	Sarnacol 2163, Sarnacol AD-BA or Sarnacol OM-BA	BB-S2175	-60.0
S-55.	Min. 22 ga., Type B, Grade 33 steel	Min. 0.5-inch DensDeck, DensDeck Prime, SECUROCK Gypsum-Fiber Roof Board or SECUROCK Glass-Mat Roof Board	Note 2	1 per 2.7 ft²	Sarnavap SA or Vapor Retarder SA 106, self-adhering	Insulation (optional): Min. 1.5-inch Sarnatherm-A ISO, Sarnatherm-A CG, Sarnatherm-H ISO or Sarnatherm-H CG Coverboard: Min. 0.5-inch Sarnatherm Roof Board-A III	Sarnacol 2163 or Sarnacol AD-BA	BB-S2170, BB-S2170-VC, BB-S2121 or BB-S2121-VC	-60.0
S-56.	Min. 22 ga., Type B, Grade 33 steel	Min. 0.5-inch DensDeck Prime primed with Vapor Retarder Primer SB or VC	Note 2	1 per 2.7 ft²	Vapor Retarder SA 31, self-adhering	Insulation (optional): Min. 1.5-inch Sarnatherm-A ISO, Sarnatherm-A CG, Sarnatherm-H ISO or Sarnatherm-H CG Coverboard: Min. 0.5-inch Sarnatherm Roof Board-A III	Sarnacol 2163 or Sarnacol AD-BA	BB-S2170, BB-S2170-VC, BB-S2121 or BB-S2121-VC	-60.0
S-57.	Min. 22 ga., Type B, Grade 33 steel	Min. 0.5-inch DensDeck Prime	Note 2	1 per 2.7 ft²	SBS-VRA-CA or SBS-VRA-CA-SB	Insulation (optional): Min. 1.5-inch Sarnatherm-A ISO, Sarnatherm-A CG, Sarnatherm-H ISO or Sarnatherm-H CG Coverboard: Min. 0.5-inch Sarnatherm Roof Board-A III	Sarnacol 2163 or Sarnacol AD-BA	BB-S2170, BB-S2170-VC, BB-S2121 or BB-S2121-VC	-60.0
S-58.	Min. 22 ga., Type B, Grade 33 steel	Min. 0.5-inch DensDeck or DensDeck Prime	Note 2	1 per 4.0 ft²	SBS-TA	Min. 1.5-inch Sarnatherm-A ISO, Sarnatherm-H ISO or Sarnatherm-R ISO followed by min. 0.25-inch DensDeck Prime	M-PG1-EF-ECO	BB-S2170, BB-S2170-VC, BB-S2175, BB-S2121 or BB-S2121-VC	-45.0*

2023 FBC NON-HVHZ

TABLE 2c: STEEL DECKS - NEW CONSTRUCTION, REROOF (TEAR-OFF) SYSTEM TYPE B-2: MECHANICALLY ATTACHED THERMAL BARRIER, BONDED VAPOR BARRIER, BONDED TOP INSULATION, BONDED ROOF COVER									
Sys No.	Deck (Note 1)	Thermal Barrier			Vapor Barrier (Note 15)	Insulation Layer(s)		Roof Cover (Note 15)	MDP (psf)
		Type	Fasten (Note 11)	Attach (Note 17)		Type	Attach (Notes 6,7,8)		
S-59.	Min. 22 ga., Type B, Grade 33 steel	Min. 0.5-inch DensDeck Prime primed with Vapor Retarder Primer SB or VC	Note 2	1 per 4.0 ft²	Vapor Retarder SA 106, self-adhering	Min. 1.5-inch Sarnatherm-A ISO, Sarnatherm-H ISO or Sarnatherm-R ISO followed by min. 0.25-inch DensDeck Prime	M-PG1-EF-ECO	BB-S2170, BB-S2170-VC, BB-S2175, BB-S2121 or BB-S2121-VC	-45.0*
S-60.	Min. 22 ga., Type B, Grade 33 steel	Min. 0.5-inch DensDeck Prime	Note 2	1 per 4.0 ft²	SBS-VRA-CA or SBS-VRA-CA-SB	Min. 1.5-inch Sarnatherm-A ISO, Sarnatherm-H ISO or Sarnatherm-R ISO followed by min. 0.25-inch DensDeck Prime	M-PG1-EF-ECO	BB-S2170, BB-S2170-VC, BB-S2175, BB-S2121 or BB-S2121-VC	-45.0*
FELTBACK MEMBRANES:									
S-61.	Min. 22 ga., Type B, Grade 33 steel	Min. 0.5-inch DensDeck or DensDeck Prime	Note 2	1 per 4.0 ft²	SBS-TA	Min. 1.5-inch Sarnatherm-A ISO, Sarnatherm-H ISO or Sarnatherm-R ISO followed by min. 0.25-inch DensDeck Prime	Sarnacol 2163, Sarnacol AD-BA or Sarnacol OM-BA	FB-S2170, FB-S2170-VC, FB-S2121, FB-S2121-VC, FB-SAD-FMA 12-inch o.c., FB-SOM-FMA 12-inch o.c., FB-MPG1-EF-ECO, FB-OB500 or FB-TRA	-45.0*
S-62.	Min. 22 ga., Type B, Grade 33 steel	Min. 0.5-inch DensDeck Prime primed with Vapor Retarder Primer SB or VC	Note 2	1 per 4.0 ft²	Vapor Retarder SA 106 or Vapor Retarder SA 31, self-adhering	Min. 1.5-inch Sarnatherm-A ISO, Sarnatherm-H ISO or Sarnatherm-R ISO followed by min. 0.25-inch DensDeck Prime	Sarnacol 2163, Sarnacol AD-BA or Sarnacol OM-BA	FB-S2170, FB-S2170-VC, FB-S2121, FB-S2121-VC, FB-SAD-FMA 12-inch o.c., FB-SOM-FMA 12-inch o.c., FB-MPG1-EF-ECO, FB-OB500 or FB-TRA	-45.0*
S-63.	Min. 22 ga., Type B, Grade 33 steel	Min. 0.5-inch DensDeck Prime	Note 2	1 per 4.0 ft²	SBS-VRA-CA or SBS-VRA-CA-SB	Min. 1.5-inch Sarnatherm-A ISO, Sarnatherm-H ISO or Sarnatherm-R ISO followed by min. 0.25-inch DensDeck Prime	Sarnacol 2163, Sarnacol AD-BA or Sarnacol OM-BA	FB-S2170, FB-S2170-VC, FB-S2121, FB-S2121-VC, FB-SAD-FMA 12-inch o.c., FB-SOM-FMA 12-inch o.c., FB-MPG1-EF-ECO, FB-OB500 or FB-TRA	-45.0*
S-64.	Min. 22 ga., Type B, Grade 33 steel	Min. 0.5-inch DensDeck, DensDeck Prime, SECUROCK Gypsum-Fiber Roof Board or SECUROCK Glass-Mat Roof Board	Note 2	1 per 2.7 ft²	Sarnavap SA or Vapor Retarder SA 106, self-adhering	Insulation (optional): Min. 1.5-inch Sarnatherm-A ISO, Sarnatherm-A CG, Sarnatherm-H ISO or Sarnatherm-H CG Coverboard: Min. 0.25-inch Invinsa Roof Board or min. 0.5-inch Sarnatherm Roof Board-H or Sarnatherm Roof Board-R or min. 1.5-inch Sarnatherm Composite Roof Board-H	Sarnacol 2163, Sarnacol AD-BA or Sarnacol OM-BA	FB-S2170, FB-S2170-VC, FB-S2121, FB-S2121-VC, FB-SAD-FMA 12-inch o.c. or FB-SOM-FMA 12-inch o.c.	-60.0
S-65.	Min. 22 ga., Type B, Grade 33 steel	Min. 0.5-inch DensDeck, DensDeck Prime, SECUROCK Gypsum-Fiber Roof Board or SECUROCK Glass-Mat Roof Board	Note 2	1 per 2.7 ft²	Sarnavap SA or Vapor Retarder SA 106, self-adhering	Insulation (optional): Min. 1.5-inch Sarnatherm-A ISO, Sarnatherm-A CG, Sarnatherm-H ISO or Sarnatherm-H CG Coverboard: Min. 0.5-inch Sarnatherm Roof Board-A III	Sarnacol 2163 or Sarnacol AD-BA	FB-S2170, FB-S2170-VC, FB-S2121, FB-S2121-VC, FB-SAD-FMA 12-inch o.c. or FB-SOM-FMA 12-inch o.c.	-60.0

2023 FBC NON-HVHZ

TABLE 2c: STEEL DECKS - NEW CONSTRUCTION, REROOF (TEAR-OFF) SYSTEM TYPE B-2: MECHANICALLY ATTACHED THERMAL BARRIER, BONDED VAPOR BARRIER, BONDED TOP INSULATION, BONDED ROOF COVER									
Sys No.	Deck (Note 1)	Thermal Barrier			Vapor Barrier (Note 15)	Insulation Layer(s)		Roof Cover (Note 15)	MDP (psf)
		Type	Fasten (Note 11)	Attach (Note 17)		Type	Attach (Notes 6,7,8)		
S-66.	Min. 22 ga., Type B, Grade 33 steel	Min. 0.5-inch DensDeck, DensDeck Prime, SECUROCK Gypsum-Fiber Roof Board or SECUROCK Glass-Mat Roof Board	Note 2	1 per 2.7 ft^2	Sarnavap SA or Vapor Retarder SA 106, self-adhering	Insulation (optional): Min. 1.5-inch Sarnatherm-A ISO, Sarnatherm-A CG, Sarnatherm-H ISO or Sarnatherm-H CG Coverboard: Min. 0.5-inch Sarnatherm Roof Board-H or min. 1.5-inch Sarnatherm Composite Roof Board-H	Sarnacol 2163, Sarnacol AD-BA or Sarnacol OM-BA	FB-OB500 or FB-TRA	-60.0
S-67.	Min. 22 ga., Type B, Grade 33 steel	Min. 0.5-inch DensDeck, DensDeck Prime, SECUROCK Gypsum-Fiber Roof Board or SECUROCK Glass-Mat Roof Board	Note 2	1 per 2.7 ft^2	Sarnavap SA or Vapor Retarder SA 106, self-adhering	Insulation (optional): Min. 1.5-inch Sarnatherm-A ISO, Sarnatherm-A CG, Sarnatherm-H ISO or Sarnatherm-H CG Coverboard: Min. 0.5-inch Sarnatherm Roof Board-R	Sarnacol 2163, Sarnacol AD-BA or Sarnacol OM-BA	FB-MPG1-EF-ECO or FB-OB500	-60.0
S-68.	Min. 22 ga., Type B, Grade 33 steel	Min. 0.5-inch DensDeck, DensDeck Prime, SECUROCK Gypsum-Fiber Roof Board or SECUROCK Glass-Mat Roof Board	Note 2	1 per 2.7 ft^2	Sarnavap SA or Vapor Retarder SA 106, self-adhering	Insulation (optional): Min. 1.5-inch Sarnatherm-A ISO, Sarnatherm-A CG, Sarnatherm-H ISO or Sarnatherm-H CG Coverboard: Min. 0.5-inch Sarnatherm Roof Board-A III	Sarnacol 2163 or Sarnacol AD-BA	M-PG1-EF-ECO	-60.0
S-69.	Min. 22 ga., Type B, Grade 33 steel	Min. 0.5-inch DensDeck Prime primed with Vapor Retarder Primer SB or VC	Note 2	1 per 2.7 ft^2	Vapor Retarder SA 31, self-adhering	Insulation (optional): Min. 1.5-inch Sarnatherm-A ISO, Sarnatherm-A CG, Sarnatherm-H ISO or Sarnatherm-H CG Coverboard: Min. 0.5-inch Sarnatherm Roof Board-A III	Sarnacol 2163 or Sarnacol AD-BA	FB-S2170, FB-S2170-VC, FB-S2121, FB-S2121-VC, FB-SAD-FMA 12-inch o.c., FB-SOM-FMA 12-inch o.c. or FB-MPG1-EF-ECO	-60.0
S-70.	Min. 22 ga., Type B, Grade 33 steel	Min. 0.5-inch DensDeck Prime	Note 2	1 per 2.7 ft^2	SBS-VRA-CA or SBS-VRA-CA-SB	Insulation (optional): Min. 1.5-inch Sarnatherm-A ISO, Sarnatherm-A CG, Sarnatherm-H ISO or Sarnatherm-H CG Coverboard: Min. 0.5-inch Sarnatherm Roof Board-A III	Sarnacol 2163 or Sarnacol AD-BA	FB-S2170, FB-S2170-VC, FB-S2121, FB-S2121-VC, FB-SAD-FMA 12-inch o.c., FB-SOM-FMA 12-inch o.c. or FB-MPG1-EF-ECO	-60.0
S-71.	Min. 22 ga., Type B, Grade 33 steel	Min. 0.5-inch DensDeck or DensDeck Prime	Note 2	1 per 4.0 ft^2	SBS-TA	Min. 1.5-inch Sarnatherm-A ISO, Sarnatherm-H ISO or Sarnatherm-R ISO followed by min. 0.25-inch DensDeck Prime	M-PG1-EF-ECO	FB-S2170, FB-S2170-VC, FB-S2121, FB-S2121-VC, FB-SAD-FMA 12-inch o.c. or FB-SOM-FMA 12-inch o.c.	-45.0*
S-72.	Min. 22 ga., Type B, Grade 33 steel	Min. 0.5-inch DensDeck Prime primed with Vapor Retarder Primer SB or VC	Note 2	1 per 4.0 ft^2	Vapor Retarder SA 106, self-adhering	Min. 1.5-inch Sarnatherm-A ISO, Sarnatherm-H ISO or Sarnatherm-R ISO followed by min. 0.25-inch DensDeck Prime	M-PG1-EF-ECO	FB-S2170, FB-S2170-VC, FB-S2121, FB-S2121-VC, FB-SAD-FMA 12-inch o.c., FB-SOM-FMA 12-inch o.c., FB-MPG1-EF-ECO, FB-OB500 or FB-TRA	-45.0*

2023 FBC NON-HVHZ

TABLE 2c: STEEL DECKS - NEW CONSTRUCTION, REROOF (TEAR-OFF) SYSTEM TYPE B-2: MECHANICALLY ATTACHED THERMAL BARRIER, BONDED VAPOR BARRIER, BONDED TOP INSULATION, BONDED ROOF COVER									
Sys No.	Deck (Note 1)	Thermal Barrier			Vapor Barrier (Note 15)	Insulation Layer(s)		Roof Cover (Note 15)	MDP (psf)
		Type	Fasten (Note 11)	Attach (Note 17)		Type	Attach (Notes 6,7,8)		
S-73.	Min. 22 ga., Type B, Grade 33 steel	Min. 0.5-inch DensDeck Prime	Note 2	1 per 4.0 ft²	SBS-VRA-CA or SBS-VRA-CA-SB	Min. 1.5-inch Sarnatherm-A ISO, Sarnatherm-H ISO or Sarnatherm-R ISO followed by min. 0.25-inch DensDeck Prime	M-PG1-EF-ECO	FB-S2170, FB-S2170-VC, FB-S2121, FB-S2121-VC, FB-SAD-FMA 12-inch o.c., FB-SOM-FMA 12-inch o.c., FB-MPG1-EF-ECO, FB-OB500 or FB-TRA	-45.0*
SELF-ADHERING MEMBRANES:									
S-74.	Min. 22 ga., Type B, Grade 33 steel	Min. 0.5-inch DensDeck or DensDeck Prime	Note 2	1 per 4.0 ft²	SBS-TA	Min. 1.5-inch Sarnatherm-A ISO, Sarnatherm-H ISO or Sarnatherm-R ISO followed by min. 0.25-inch DensDeck Prime	Sarnacol 2163, Sarnacol AD-BA or Sarnacol OM-BA	G410 SA or G410 SA FB, self-adhering	-45.0*
S-75.	Min. 22 ga., Type B, Grade 33 steel	Min. 0.5-inch DensDeck Prime primed with Vapor Retarder Primer SB or VC	Note 2	1 per 4.0 ft²	Vapor Retarder SA 106 or Vapor Retarder SA 31, self-adhering	Min. 1.5-inch Sarnatherm-A ISO, Sarnatherm-H ISO or Sarnatherm-R ISO followed by min. 0.25-inch DensDeck Prime	Sarnacol 2163, Sarnacol AD-BA or Sarnacol OM-BA	G410 SA or G410 SA FB, self-adhering	-45.0*
S-76.	Min. 22 ga., Type B, Grade 33 steel	Min. 0.5-inch DensDeck Prime	Note 2	1 per 4.0 ft²	SBS-VRA-CA or SBS-VRA-CA-SB	Min. 1.5-inch Sarnatherm-A ISO, Sarnatherm-H ISO or Sarnatherm-R ISO followed by min. 0.25-inch DensDeck Prime	Sarnacol 2163, Sarnacol AD-BA or Sarnacol OM-BA	G410 SA or G410 SA FB, self-adhering	-45.0*
S-77.	Min. 22 ga., Type B, Grade 33 steel	Min. 0.5-inch DensDeck or DensDeck Prime	Note 2	1 per 4.0 ft²	SBS-TA	Min. 1.5-inch Sarnatherm-A ISO, Sarnatherm-H ISO or Sarnatherm-R ISO followed by min. 0.25-inch DensDeck Prime	M-PG1-EF-ECO	G410 SA or G410 SA FB, self-adhering	-45.0*
S-78.	Min. 22 ga., Type B, Grade 33 steel	Min. 0.5-inch DensDeck Prime primed with Vapor Retarder Primer SB or VC	Note 2	1 per 4.0 ft²	Vapor Retarder SA 106, self-adhering	Min. 1.5-inch Sarnatherm-A ISO, Sarnatherm-H ISO or Sarnatherm-R ISO followed by min. 0.25-inch DensDeck Prime	M-PG1-EF-ECO	G410 SA or G410 SA FB, self-adhering	-45.0*
S-79.	Min. 22 ga., Type B, Grade 33 steel	Min. 0.5-inch DensDeck Prime	Note 2	1 per 4.0 ft²	SBS-VRA-CA or SBS-VRA-CA-SB	Min. 1.5-inch Sarnatherm-A ISO, Sarnatherm-H ISO or Sarnatherm-R ISO followed by min. 0.25-inch DensDeck Prime	M-PG1-EF-ECO	G410 SA or G410 SA FB, self-adhering	-45.0*

2023 FBC NON-HVHZ

TABLE 2D: STEEL DECKS - NEW CONSTRUCTION, REROOF (TEAR-OFF) SYSTEM TYPE B-2: MECHANICALLY ATTACHED THERMAL BARRIER, BONDED VAPOR BARRIER, BONDED TOP INSULATION, BONDED BASE PLY, BONDED ROOF COVER											
Sys No.	Deck (Note 1)	Thermal Barrier			Vapor Barrier	Insulation Layer(s)		Roof Cover (Note 15)			MDP (psf)
		Type	Fasten (Note 11)	Attach (Note 17)		Type	Attach (Notes 6,7,8)	Base Ply	Ply	Cap Ply	
FELTBACK MEMBRANES:											
S-80.	Min. 22 ga., Type B, Grade 33 steel	Min. 0.5-inch DensDeck Prime primed with Vapor Retarder Primer SB or VC	Note 2	1 per 4.0 ft^2	Vapor Retarder SA 31, self-adhering	One or more layers, min. 1.5-inch Sarnatherm-A ISO or Sarnatherm-H ISO followed by min. 0.25-inch DensDeck Prime	Sarnacol 2163, Sarnacol AD-BA or Sarnacol OM-BA	SBS-VRA-CA	None	FB-SAD-FMA 12-inch o.c., FB-SOM-FMA 12-inch o.c., FB-MPG1-EF-ECO or FB-OB500	-45.0*
S-81.	Min. 22 ga., Type B, Grade 33 steel	Min. 0.5-inch DensDeck Prime	Note 2	1 per 4.0 ft^2	SBS-VRA-CA or SBS-VRA-CA-SB	One or more layers, min. 1.5-inch Sarnatherm-A ISO or Sarnatherm-H ISO followed by min. 0.25-inch DensDeck Prime	Sarnacol 2163, Sarnacol AD-BA or Sarnacol OM-BA	SBS-VRA-CA	None	FB-SAD-FMA 12-inch o.c., FB-SOM-FMA 12-inch o.c., FB-MPG1-EF-ECO or FB-OB500	-45.0*
S-82.	Min. 22 ga., Type B, Grade 33 steel	Min. 0.5-inch DensDeck Prime primed with Vapor Retarder Primer SB or VC	Note 2	1 per 2.7 ft^2	Vapor Retarder SA 31, self-adhering	One or more layers, min. 1.5-inch Sarnatherm-A ISO or Sarnatherm-H ISO followed by min. 0.25-inch DensDeck Prime	Sarnacol 2163 or Sarnacol AD-BA	SBS-VRA-CA	None	FB-SAD-FMA 12-inch o.c., FB-SOM-FMA 12-inch o.c., FB-MPG1-EF-ECO or FB-OB500	-60.0
S-83.	Min. 22 ga., Type B, Grade 33 steel	Min. 0.5-inch DensDeck Prime	Note 2	1 per 2.7 ft^2	SBS-VRA-CA or SBS-VRA-CA-SB	One or more layers, min. 1.5-inch Sarnatherm-A ISO or Sarnatherm-H ISO followed by min. 0.25-inch DensDeck Prime	Sarnacol 2163 or Sarnacol AD-BA	SBS-VRA-CA	None	FB-SAD-FMA 12-inch o.c., FB-SOM-FMA 12-inch o.c., FB-MPG1-EF-ECO or FB-OB500	-60.0
S-84.	Min. 22 ga., Type B, Grade 33 steel	Min. 0.5-inch DensDeck Prime	Note 2	1 per 4.0 ft^2	SBS-VRA-CA or SBS-VRA-CA-SB	One or more layers, min. 1.5-inch Sarnatherm-A ISO or Sarnatherm-H ISO followed by min. 0.25-inch DensDeck Prime	M-PG1-EF-ECO	SBS-VRA-CA	None	FB-SAD-FMA 12-inch o.c., FB-SOM-FMA 12-inch o.c., FB-MPG1-EF-ECO or FB-OB500	-45.0*

2023 FBC NON-HVHZ

TABLE 2E: STEEL OR STRUCTURAL CONCRETE DECK - NEW CONSTRUCTION, REROOF (TEAR-OFF) OR RECOVER SYSTEM TYPE C-1: MECHANICALLY ATTACHED INSULATION, BONDED ROOF COVER								
System No.	Deck (Note 1)	Vapor Barrier	Base Insulation Layer (Note 3, Note 13)	Top Insulation Layer			Roof Cover (Note 15)	MDP (psf)
				Type	Fasteners (Note 11)	Attach (Note 17)		
BAREBACK MEMBRANES:								
S-85.	Min. 22 ga. type B, Grade 33 steel or min. 2,500 psi structural concrete	(Optional) See Note 16	New or Reroof: Min. 1.5-inch thick, one or more layers, any combination, loose laid Recover: (Optional) 0.5-inch thick, loose laid	Min. 0.25-inch Invinsa Roof Board, min. 0.5-inch Sarnatherm Roof Board-A III or Sarnatherm Roof Board-H or min. 2-inch Sarnatherm Composite Roof Board-H	Note 2	1 per 2.0 ft²	BB-S2170, BB-S2170-VC, BB-S2121 or BB-S2121-VC	-37.5
S-86.	Min. 22 ga. type B, Grade 33 steel or min. 2,500 psi structural concrete	(Optional) See Note 16	New or Reroof: Min. 1.5-inch thick, one or more layers, any combination, loose laid Recover: (Optional) 0.5-inch thick, loose laid	Min. 0.5-inch Sarnatherm Roof Board-H or min. 2-inch Sarnatherm Composite Roof Board-H	Note 2	1 per 2.0 ft²	BB-S2175	-37.5
S-87.	Min. 22 ga. type B, Grade 33 steel or min. 2,500 psi structural concrete	None	(Optional) One or more layers, any combination, loose laid	Min. 1.5-inch Sarnatherm-A ISO, Sarnatherm-H ISO or Sarnatherm-R ISO	Note 2	1 per 2.0 ft²	BB-S2170, BB-S2170-VC, BB-S2121 or BB-S2121-VC	-45.0*
S-88.	Min. 22 ga. type B, Grade 33 steel or min. 2,500 psi structural concrete	None	(Optional) One or more layers, any combination, loose laid	Min. 1.5-inch Sarnatherm-A ISO	Note 2	1 per 2.0 ft²	BB-S2175	-45.0*
S-89.	Min. 22 ga. type B, Grade 33 steel or min. 2,500 psi structural concrete	None	(Optional) One or more layers, any combination, loose laid	Min. 0.25-inch DensDeck Prime	Note 2	1 per 2.0 ft²	BB-S2170, BB-S2170-VC, BB-S2175, BB-S2121 or BB-S2121-VC	-45.0*
S-90.	Min. 22 ga., type B, Grade 33 steel or min. 2,500 psi structural concrete	None	Min. 1.5-inch thick, one or more layers, any combination, loose laid	Min 0.5-inch DensDeck Prime	Note 2	1 per 4.0 ft²	BB-S2170, BB-S2170-VC, BB-S2175, BB-S2121 or BB-S2121-VC	-45.0*
S-91.	Min. 22 ga. type B, Grade 33 steel or min. 2,500 psi structural concrete	(Optional) Sarnavap, loose laid	One or more layers, any combination, loose laid	Min. 0.625-inch DensDeck Prime	Note 2	1 per 2.0 ft²	BB-S2170, BB-S2170-VC, BB-S2175, BB-S2121 or BB-S2121-VC	-60.0
S-92.	Min. 22 ga. type B, Grade 33 steel or min. 2,500 psi structural concrete	None	One or more layers, min. 1.5-inch thick, any combination, loose laid	Min. 0.5-inch DensDeck Prime	Note 2	1 per 1.3 ft²	BB-S2170, BB-S2170-VC, BB-S2175, BB-S2121 or BB-S2121-VC	-67.5
S-93.	Min. 22 ga. type B, Grade 33 steel or min. 2,500 psi structural concrete	None	One or more layers, min. 1.5-inch thick, any combination, loose laid	Min. 0.5-inch DensDeck Prime	Note 2	1 per 1.0 ft²	BB-S2170, BB-S2170-VC, BB-S2175, BB-S2121 or BB-S2121-VC	-82.5
S-94.	Min. 22 ga. type B, Grade 80 or min. 20 ga., type B, Grade 33 steel or min. 2,500 psi structural concrete	None	One or more layers, min. 1.5-inch thick, any combination, loose laid	Min. 0.5-inch DensDeck Prime	Note 2	1 per 1.0 ft²	BB-S2170, BB-S2170-VC, BB-S2175, BB-S2121 or BB-S2121-VC	-97.5

2023 FBC NON-HVHZ

TABLE 2E: STEEL OR STRUCTURAL CONCRETE DECK - NEW CONSTRUCTION, REROOF (TEAR-OFF) OR RECOVER SYSTEM TYPE C-1: MECHANICALLY ATTACHED INSULATION, BONDED ROOF COVER								
System No.	Deck (Note 1)	Vapor Barrier	Base Insulation Layer (Note 3, Note 13)	Top Insulation Layer			Roof Cover (Note 15)	MDP (psf)
				Type	Fasteners (Note 11)	Attach (Note 17)		
S-95.	Min. 22 ga., type B, Grade 80 steel or min. 2,500 psi structural concrete	None	Min. 1.5-inch thick, one or more layers, any combination, loose laid	Min 0.5-inch DensDeck Prime	Note 2	1 per 1.0 ft²	BB-S2170, BB-S2170-VC or BB-S2175	-127.5
FELTBACK MEMBRANES:								
S-96.	Min. 22 ga. type B, Grade 33 steel or min. 2,500 psi structural concrete	None	One or more layers, any combination, loose laid	Min. 0.25-inch SECUROCK Gypsum-Fiber Roof Board	Note 2	1 per 2.7 ft²	FB-S2170-VC, FB-S2121, FB-S2121-VC, FB-SAD-FMA 12-inch o.c., FB-SOM-FMA 12-inch o.c., FB-MPG1-EF-ECO, FB-OB500 or FB-TRA	-37.5*
S-97.	Min. 22 ga. type B, Grade 33 steel or min. 2,500 psi structural concrete	(Optional) See Note 16	New or Reroof: Min. 1.5-inch thick, one or more layers, any combination, loose laid Recover: (Optional) 0.5-inch thick, loose laid	Min. 0.25-inch Invinsa Roof Board, min. 0.5-inch Sarnatherm Roof Board-A III, Sarnatherm Roof Board-H or Sarnatherm Roof Board-R or min. 2-inch Sarnatherm Composite Roof Board-H	Note 2	1 per 2.0 ft²	FB-S2170, FB-S2170-VC, FB-S2121, FB-S2121-VC, FB-SAD-FMA 12-inch o.c. or FB-SOM-FMA 12-inch o.c.	-37.5
S-98.	Min. 22 ga. type B, Grade 33 steel or min. 2,500 psi structural concrete	(Optional) See Note 16	New or Reroof: Min. 1.5-inch thick, one or more layers, any combination, loose laid Recover: (Optional) 0.5-inch thick, loose laid	Min. 0.5-inch Sarnatherm Roof Board-A III	Note 2	1 per 2.0 ft²	M-PG1-EF-ECO	-37.5
S-99.	Min. 22 ga. type B, Grade 33 steel or min. 2,500 psi structural concrete	(Optional) See Note 16	New or Reroof: Min. 1.5-inch thick, one or more layers, any combination, loose laid Recover: (Optional) 0.5-inch thick, loose laid	Min. 0.5-inch Sarnatherm Roof Board-H or min. 2-inch Sarnatherm Composite Roof Board-H	Note 2	1 per 2.0 ft²	FB-OB500 or FB-TRA	-37.5
S-100.	Min. 22 ga. type B, Grade 33 steel or min. 2,500 psi structural concrete	(Optional) See Note 16	New or Reroof: Min. 1.5-inch thick, one or more layers, any combination, loose laid Recover: (Optional) 0.5-inch thick, loose laid	Min. 0.5-inch Sarnatherm Roof Board-R	Note 2	1 per 2.0 ft²	FB-MPG1-EF-ECO or FB-OB500	-37.5
S-101.	Min. 22 ga. type B, Grade 33 steel or min. 2,500 psi structural concrete	None	(Optional) One or more layers, any combination, loose laid	Min. 0.25-inch DensDeck Prime	Note 2	1 per 2.0 ft²	FB-S2170-VC	-45.0*
S-102.	Min. 22 ga., type B, Grade 33 steel or min. 2,500 psi structural concrete	None	Min. 1.5-inch thick, one or more layers, any combination, loose laid	Min 0.5-inch DensDeck Prime	Note 2	1 per 4.0 ft²	FB-S2170-VC	-45.0*

2023 FBC NON-HVHZ

TABLE 2E: STEEL OR STRUCTURAL CONCRETE DECK - NEW CONSTRUCTION, REROOF (TEAR-OFF) OR RECOVER SYSTEM TYPE C-1: MECHANICALLY ATTACHED INSULATION, BONDED ROOF COVER								
System No.	Deck (Note 1)	Vapor Barrier	Base Insulation Layer (Note 3, Note 13)	Top Insulation Layer			Roof Cover (Note 15)	MDP (psf)
				Type	Fasteners (Note 11)	Attach (Note 17)		
S-103.	Min. 22 ga. type B, Grade 33 steel or min. 2,500 psi structural concrete	None	One or more layers, any combination, loose laid	Min. 0.25-inch SECUROCK Gypsum-Fiber Roof Board	Note 2	1 per 2.0 ft^2	FB-S2170-VC, FB-S2121, FB-S2121-VC, FB-SAD-FMA 12-inch o.c., FB-SOM-FMA 12-inch o.c., FB-MPG1-EF-ECO, FB-OB500 or FB-TRA	-45.0*
S-104.	Min. 22 ga. type B, Grade 33 steel or min. 2,500 psi structural concrete	None	One or more layers, any combination, loose laid	Min. 0.625-inch SECUROCK Gypsum-Fiber Roof Board	Note 2	1 per 4.0 ft^2	FB-S2170-VC, FB-S2121, FB-S2121-VC, FB-SAD-FMA 12-inch o.c., FB-SOM-FMA 12-inch o.c., FB-MPG1-EF-ECO, FB-OB500 or FB-TRA	-45.0*
S-105.	Min. 22 ga. type B, Grade 33 steel or min. 2,500 psi structural concrete	None	(Optional) One or more layers, any combination, loose laid	Min. 1.5-inch Sarnatherm-A ISO	Note 2	1 per 2.0 ft^2	FB-S2170-VC	-45.0*
S-106.	Min. 22 ga. type B, Grade 33 steel or min. 2,500 psi structural concrete	None	(Optional) One or more layers, any combination, loose laid	Min. 1.5-inch Sarnatherm-A ISO, Sarnatherm-H ISO or Sarnatherm-R ISO	Note 2	1 per 2.0 ft^2	FB-S2121 or FB-S2121-VC	-45.0*
S-107.	Min. 22 ga. type B, Grade 33 steel or min. 2,500 psi structural concrete	None	(Optional) One or more layers, any combination, loose laid	Min. 1.5-inch Sarnatherm-A ISO, Sarnatherm-H ISO or Sarnatherm-R ISO	Note 2	1 per 2.0 ft^2	FB-MPG1-EF-ECO, FB-OB500 or FB-TRA	-45.0*
S-108.	Min. 22 ga. type B, Grade 33 steel or min. 2,500 psi structural concrete	(Optional) Sarnavap, loose laid	One or more layers, any combination, loose laid	Min. 0.625-inch DensDeck Prime or SECUROCK Gypsum-Fiber Roof Board	Note 2	1 per 2.0 ft^2	FB-S2170, FB-S2170-VC, FB-S2121, FB-S2121-VC, FB-SAD-FMA 12-inch o.c., FB-SOM-FMA 12-inch o.c., FB-MPG1-EF-ECO, FB-OB500 or FB-TRA	-52.5
S-109.	Min. 22 ga. type B, Grade 33 steel or min. 2,500 psi structural concrete	None	One or more layers, min. 1.5-inch thick, any combination, loose laid	Min. 0.5-inch DensDeck Prime or SECUROCK Gypsum-Fiber Roof Board	Note 2	1 per 1.3 ft^2	FB-S2170, FB-S2170-VC, FB-S2121, FB-S2121-VC, FB-SAD-FMA 12-inch o.c., FB-SOM-FMA 12-inch o.c., FB-MPG1-EF-ECO, FB-OB500 or FB-TRA	-67.5
S-110.	Min. 22 ga. type B, Grade 33 steel or min. 2,500 psi structural concrete	None	(Optional) One or more layers, any combination, loose laid.	Min. 1.5-inch Sarnatherm-A ISO or Sarnatherm-H ISO	Note 2	1 per 1.3 ft^2	FB-SAD-FMA 12-inch o.c., FB-MPG1-EF-ECO, FB-OB500 or FB-TRA	-67.5
S-111.	Min. 22 ga. type B, Grade 33 steel or min. 2,500 psi structural concrete	None	One or more layers, min. 1.5-inch thick, any combination, loose laid	Min. 0.5-inch DensDeck Prime or SECUROCK Gypsum-Fiber Roof Board	Note 2	1 per 1.0 ft^2	FB-S2170, FB-S2170-VC, FB-S2121, FB-S2121-VC, FB-SAD-FMA 12-inch o.c., FB-SOM-FMA 12-inch o.c., FB-MPG1-EF-ECO, FB-OB500 or FB-TRA	-82.5
S-112.	Min. 22 ga. type B, Grade 80 or min. 20 ga., type B, Grade 33 steel or min. 2,500 psi structural concrete	None	One or more layers, min. 1.5-inch thick, any combination, loose laid	Min. 0.5-inch DensDeck Prime or SECUROCK Gypsum-Fiber Roof Board	Note 2	1 per 1.0 ft^2	FB-S2170, FB-S2170-VC, FB-S2121, FB-S2121-VC, FB-SAD-FMA 12-inch o.c., FB-SOM-FMA 12-inch o.c., FB-MPG1-EF-ECO, FB-OB500 or FB-TRA	-97.5

2023 FBC NON-HVHZ

TABLE 2E: STEEL OR STRUCTURAL CONCRETE DECK - NEW CONSTRUCTION, REROOF (TEAR-OFF) OR RECOVER SYSTEM TYPE C-1: MECHANICALLY ATTACHED INSULATION, BONDED ROOF COVER								
System No.	Deck (Note 1)	Vapor Barrier	Base Insulation Layer (Note 3, Note 13)	Top Insulation Layer			Roof Cover (Note 15)	MDP (psf)
				Type	Fasteners (Note 11)	Attach (Note 17)		
S-113.	Min. 22 ga. type B, Grade 33 steel	None	One or more layers, min. 1.5-inch thick, any combination, loose laid	Min. 0.5-inch SECUROCK Gypsum-Fiber Roof Board	Sarnafastener-XP or OMG XHD Fastener with OMG 3 in. Galvalume Steel Plate	1 per 1.0 ft²	FB-S2170, FB-S2170-VC, FB-S2121, FB-S2121-VC, FB-MPG1-EF-ECO, FB-OB500 or FB-TFRA	-120.0
S-114.	Min. 22 ga. type B, Grade 80 steel or min. 2,500 psi structural concrete	None	Min. 1.5-inch thick, one or more layers, any combination, loose laid	Min 0.5-inch DensDeck Prime	Note 2	1 per 1.0 ft²	FB-S2170-VC	-127.5
SELF-ADHERING MEMBRANES:								
S-115.	Min. 22 ga. type B, Grade 33 steel or min. 2,500 psi structural concrete	(Optional) See Note 16	New or Reroof: Min. 1.5-inch thick, one or more layers, any combination, loose laid Recover: (Optional) 0.5-inch thick, loose laid	Min. 0.5-inch Sarnatherm Roof Board-A III or Sarnatherm Roof Board-H or min. 2-inch Sarnatherm Composite Roof Board-H	Note 2	1 per 2.0 ft²	G410 SA or G410 SA FB, self-adhering	-37.5
S-116.	Min. 22 ga. type B, Grade 33 steel or min. 2,500 psi structural concrete	None	(Optional) One or more layers, any combination, loose laid	Min. 1.5-inch Sarnatherm-A ISO, Sarnatherm-H ISO or Sarnatherm-R ISO	Note 2	1 per 2.0 ft²	G410 SA or G410 SA FB, self-adhering	-45.0*
S-117.	Min. 22 ga. type B, Grade 33 steel or min. 2,500 psi structural concrete	None	(Optional) One or more layers, any combination, loose laid	Min. 0.25-inch DensDeck Prime	Note 2	1 per 2.0 ft²	G410 SA or G410 SA FB, self-adhering	-45.0*
S-118.	Min. 22 ga., type B, Grade 33 steel or min. 2,500 psi structural concrete	None	Min. 1.5-inch thick, one or more layers, any combination, loose laid	Min 0.5-inch DensDeck Prime	Note 2	1 per 4.0 ft²	G410 SA or G410 SA FB, self-adhering	-45.0*

2023 FBC NON-HVHZ

TABLE 2F: STEEL OR CONCRETE DECK - NEW CONSTRUCTION, REROOF (TEAR-OFF) OR RECOVER SYSTEM TYPE C-1: MECHANICALLY ATTACHED INSULATION, BONDED BASE PLY, BONDED ROOF COVER										
System No.	Deck (Note 1)	Base Insulation Layer (Note 3, Note 13)	Top Insulation Layer			Primer	Roof Cover (Note 15)			MDP (psf)
			Type	Fasteners (Note 11)	Attach (Note 17)		Base Ply	Ply	Cap Ply	
S-119.	Min. 22 ga. type B, Grade 33 steel or min. 2,500 psi structural concrete	One or more layers, any combination, loose laid	Min. 0.25-inch DensDeck Prime	Note 2	1 per 2.7 ft^2	None	SBS-AA, SBS-VRA-CA or SBS-TA	(Optional) SBS-AA	FB-SAD-FMA 12-inch o.c., FB-SOM-FMA 12-inch o.c., FB-MPG1-EF-ECO or FB-OB500	-30.0*
S-120.	Min. 22 ga. type B, Grade 33 steel or min. 2,500 psi structural concrete	One or more layers, any combination, loose laid	Min. 0.25-inch DensDeck Prime	Note 2	1 per 2.7 ft^2	Vapor Retarder Primer SB or VC	Vapor Retarder SA 106, self-adhering	None	FB-SAD-FMA 12-inch o.c., FB-SOM-FMA 12-inch o.c., FB-MPG1-EF-ECO or FB-OB500	-30.0*
S-121.	Min. 22 ga. type B, Grade 33 steel or min. 2,500 psi structural concrete	One or more layers, any combination, loose laid	Min. 0.25-inch DensDeck Prime	Note 2	1 per 2.0 ft^2	None	SBS-AA, SBS-VRA-CA or SBS-TA	(Optional) SBS-AA	FB-SAD-FMA 12-inch o.c., FB-SOM-FMA 12-inch o.c., FB-MPG1-EF-ECO or FB-OB500	-45.0*
S-122.	Min. 22 ga. type B, Grade 33 steel or min. 2,500 psi structural concrete	One or more layers, any combination, loose laid	Min. 0.25-inch DensDeck Prime	Note 2	1 per 2.0 ft^2	Vapor Retarder Primer SB or VC	Vapor Retarder SA 106, self-adhering	None	FB-SAD-FMA 12-inch o.c., FB-SOM-FMA 12-inch o.c., FB-MPG1-EF-ECO or FB-OB500	-45.0*
S-123.	Min. 22 ga. type B, Grade 33 steel or min. 2,500 psi structural concrete	One or more layers, min. 1-inch, any combination, loose laid	Min. 0.25-inch DensDeck Prime	Sarnafastener #14 or Sarnafastener-XP & Sarnaplate	1 per 1.8 ft^2	None	SBS-AA, SBS-VRA-CA or SBS-TA	(Optional) SBS-AA	FB-SAD-FMA 12-inch o.c., FB-SOM-FMA 12-inch o.c., FB-MPG1-EF-ECO or FB-OB500	-60.0
S-124.	Min. 22 ga. type B, Grade 33 steel or min. 2,500 psi structural concrete	One or more layers, min. 1-inch, any combination, loose laid	Min. 0.25-inch DensDeck Prime	Sarnafastener #14 or Sarnafastener-XP & Sarnaplate	1 per 1.8 ft^2	Vapor Retarder Primer SB or VC	Vapor Retarder SA 106, self-adhering	None	FB-SAD-FMA 12-inch o.c., FB-SOM-FMA 12-inch o.c., FB-MPG1-EF-ECO or FB-OB500	-60.0
S-125.	Min. 22 ga. type B, Grade 33 steel or min. 2,500 psi structural concrete	One or more layers, min. 1-inch, any combination, loose laid	Min. 0.5-inch DensDeck Prime	Sarnafastener #14 or Sarnafastener-XP & Sarnaplate	1 per 1.6 ft^2	None	SBS-AA, SBS-VRA-CA or SBS-TA	(Optional) SBS-AA	FB-SAD-FMA 12-inch o.c., FB-SOM-FMA 12-inch o.c., FB-MPG1-EF-ECO or FB-OB500	-67.5
S-126.	Min. 22 ga. type B, Grade 33 steel or min. 2,500 psi structural concrete	One or more layers, min. 1-inch, any combination, loose laid	Min. 0.5-inch DensDeck Prime	Sarnafastener #14 or Sarnafastener-XP & Sarnaplate	1 per 1.6 ft^2	Vapor Retarder Primer SB or VC	Vapor Retarder SA 106, self-adhering	None	FB-SAD-FMA 12-inch o.c., FB-SOM-FMA 12-inch o.c., FB-MPG1-EF-ECO or FB-OB500	-67.5
S-127.	Min. 22 ga. type B, Grade 80 steel or min. 2,500 psi structural concrete	One or more layers, min. 1-inch, any combination, loose laid	Min. 0.5-inch DensDeck Prime	Sarnafastener-XP & Sarnaplate	1 per 1.6 ft^2	None	SBS-AA, SBS-VRA-CA or SBS-TA	(Optional) SBS-AA	FB-SAD-FMA 12-inch o.c., FB-SOM-FMA 12-inch o.c., FB-MPG1-EF-ECO or FB-OB500	-75.0

2023 FBC NON-HVHZ

TABLE 2F: STEEL OR CONCRETE DECK - NEW CONSTRUCTION, REROOF (TEAR-OFF) OR RECOVER SYSTEM TYPE C-1: MECHANICALLY ATTACHED INSULATION, BONDED BASE PLY, BONDED ROOF COVER										
System No.	Deck (Note 1)	Base Insulation Layer (Note 3, Note 13)	Top Insulation Layer			Primer	Roof Cover (Note 15)			MDP (psf)
			Type	Fasteners (Note 11)	Attach (Note 17)		Base Ply	Ply	Cap Ply	
S-128.	Min. 22 ga. type B, Grade 80 steel or min. 2,500 psi structural concrete	One or more layers, min. 1-inch, any combination, loose laid	Min. 0.5-inch DensDeck Prime	Sarnafastener-XP & Sarnaplate	1 per 1.6 ft^2	Vapor Retarder Primer SB or VC	Vapor Retarder SA 106, self-adhering	None	FB-SAD-FMA 12-inch o.c., FB-SOM-FMA 12-inch o.c., FB-MPG1-EF-ECO or FB-OB500	-75.0
S-129.	Min. 22 ga., type B, Grade 33 steel or min. 2,500 psi structural concrete	One or more layers, min. 1.5-inch, any combination, loose laid	Min. 0.5-inch DensDeck Prime	Sarnafastener #14 or Sarnafastener-XP & Sarnaplate	1 per 1.0 ft^2	None	SBS-AA, SBS-VRA-CA or SBS-TA	(Optional) SBS-AA	FB-SAD-FMA 12-inch o.c., FB-SOM-FMA 12-inch o.c., FB-MPG1-EF-ECO or FB-OB500	-82.5
S-130.	Min. 22 ga., type B, Grade 80 steel or min. 2,500 psi structural concrete	One or more layers, min. 1.5-inch, any combination, loose laid	Min. 0.5-inch DensDeck Prime	Sarnafastener #14 or Sarnafastener-XP & Sarnaplate	1 per 1.0 ft^2	None	SBS-AA, SBS-VRA-CA or SBS-TA	(Optional) SBS-AA	FB-SAD-FMA 12-inch o.c., FB-SOM-FMA 12-inch o.c., FB-MPG1-EF-ECO or FB-OB500	-120.0

TABLE 2G: STEEL DECK - NEW CONSTRUCTION, REROOF (TEAR-OFF) OR RECOVER SYSTEM TYPE C-1B: MECHANICALLY ATTACHED & BONDED INSULATION, BONDED ROOF COVER							
System No.	Deck (Note 1)	Base Insulation Layer	Top Insulation Layer			Roof Cover (Note 15)	MDP (psf)
			Type	Adhesive (Notes 6,7,8)	Fastening (Note 11)		
BAREBACK MEMBRANES:							
S-131.	Min. 22 ga. type B, Grade 80 steel	Min. 1.5-inch Sarnatherm-A ISO, Sarnatherm-H ISO or Sarnatherm-R ISO, loose laid	Min. 0.5-inch DensDeck Prime	Sarnacol OM-BA, 12-inch o.c.	Sarnafastener #15 XP or Sikaplan Fastener #15 with Sarnaplate, 1 per 1.0 ft^2 (Note 17)	BB-S2170, BB-S2170-VC or BB-S2175	-127.5
FELTBACK MEMBRANES:							
S-132.	Min. 22 ga. type B, Grade 80 steel	Min. 1.5-inch Sarnatherm-A ISO, Sarnatherm-H ISO or Sarnatherm-R ISO, loose laid	Min. 0.5-inch DensDeck Prime	Sarnacol OM-BA, 12-inch o.c.	Sarnafastener #15 XP or Sikaplan Fastener #15 with Sarnaplate, 1 per 1.0 ft^2 (Note 17)	FB-S2170-VC	-127.5

TABLE 2H: STEEL DECK - NEW CONSTRUCTION, REROOF (TEAR-OFF) OR RECOVER SYSTEM TYPE C-1B: MECHANICALLY ATTACHED & BONDED INSULATION, BONDED BASE PLY, BONDED ROOF COVER									
System No.	Deck (Note 1)	Base Insulation Layer	Top Insulation Layer			Roof Cover (Note 15)			MDP (psf)
			Type	Adhesive (Notes 6,7,8)	Fastening (Note 11)	Base Ply	Ply	Cap Ply	
S-133.	Min. 22 ga. type B, Grade 80 steel	Min. 1.5-inch Sarnatherm-A ISO, Sarnatherm-H ISO or Sarnatherm-R ISO, loose laid	Min. 0.5-inch DensDeck Prime	Sarnacol OM-BA, 12-inch o.c.	Sarnafastener #15 XP or Sikaplan Fastener #15 with Sarnaplate, 1 per 1.0 ft^2 (Note 17)	SBS-AA, SBS-VRA-CA or SBS-TA	(Optional) SBS-AA	FB-SAD-FMA 12-inch o.c., FB-SOM-FMA 12-inch o.c., FB-MPG1-EF-ECO or FB-OB500	-120.0

2024 IBC NON-HVHZ

TABLE 2I: STEEL DECKS - NEW CONSTRUCTION, REROOF (TEAR-OFF) OR RECOVER SYSTEM TYPE C-2: INSULATED, INDUCTION-WELDED ROOF COVER							
System No.	Deck (Note 1)	Insulation Layer (Note 3, Note 13)	Attachment			Roof Cover (Note 15B)	MDP (psf)
			Fasteners (Note 11)	Row Spacing (inch)	Fastener Spacing (inch)		
TRUFAST PVC IW PLATE INDUCTION WELDED SYSTEMS:							
S-134.	Min. 22 ga., Type B, Grade 33 steel; 6 ft span, #12 HWH Teks 5, 6" o.c.	One or more layers, any combination, min. 1.5-inch thick, preliminarily attached	Trufast #15 EHD Fasteners with Trufast PVC IW Plates	60	12	S327 or Sikaplan Fastened induction welded using Trufast Induction Welding Tool and Magnets.	-45.0
S-135.	Min. 22 ga., Type B, Grade 33 steel; 6 ft span, #12 HWH Teks 5, 6" o.c.	One or more layers, any combination, min. 1.5-inch thick, preliminarily attached	Trufast #15 EHD Fasteners with Trufast PVC IW Plates	72	6	S327 or Sikaplan Fastened induction welded using Trufast Induction Welding Tool and Magnets.	-45.0
S-136.	Min. 22 ga., Type B, Grade 33 steel; 6 ft span, #12 HWH Teks 5, 6" o.c.	One or more layers, any combination, min. 1.5-inch thick, preliminarily attached	Trufast #15 EHD Fasteners with Trufast PVC IW Plates	48	12	S327 or Sikaplan Fastened induction welded using Trufast Induction Welding Tool and Magnets.	-60.0
S-137.	Min. 20 ga., Type B, Grade 33 steel; 6 ft span, #12 HWH Teks 5, 6" o.c.	One or more layers, any combination, min. 1.5-inch thick, preliminarily attached	Trufast #15 EHD Fasteners with Trufast PVC IW Plates	72	6	S327 or Sikaplan Fastened induction welded using Trufast Induction Welding Tool and Magnets.	-60.0
S-138.	Min. 22 ga., Type B, Grade 33 steel; 6 ft span, #12 HWH Teks 5, 6" o.c.	One or more layers, any combination, min. 1.5-inch thick, preliminarily attached	Trufast #15 EHD Fasteners with Trufast PVC IW Plates	60	6	S327 or Sikaplan Fastened induction welded using Trufast Induction Welding Tool and Magnets.	-60.0
S-139.	Min. 18 ga., Type B, Grade 33 steel; 6 ft span, #12 HWH Teks 5, 6" o.c.	One or more layers, any combination, min. 1.5-inch thick, preliminarily attached	Trufast #15 EHD Fasteners with Trufast PVC IW Plates	72	6	S327 or Sikaplan Fastened induction welded using Trufast Induction Welding Tool and Magnets.	-75.0
S-140.	Min. 20 ga., Type B, Grade 33 steel; 4.5 ft span, #12 HWH Teks 5, 6" o.c.	One or more layers, any combination, min. 1.5-inch thick, preliminarily attached	Trufast #15 EHD Fasteners with Trufast PVC IW Plates	72	6	S327 or Sikaplan Fastened induction welded using Trufast Induction Welding Tool and Magnets.	-75.0
S-141.	Min. 22 ga., Type B, Grade 80 steel; 6 ft span, #12 HWH Teks 5, 6" o.c.	One or more layers, any combination, min. 1.5-inch thick, preliminarily attached	Trufast #15 EHD Fasteners with Trufast PVC IW Plates	72	6	S327 or Sikaplan Fastened induction welded using Trufast Induction Welding Tool and Magnets.	-75.0
S-142.	Min. 20 ga., Type B, Grade 33 steel; 6 ft span, #12 HWH Teks 5, 6" o.c.	One or more layers, any combination, min. 1.5-inch thick, preliminarily attached	Trufast #15 EHD Fasteners with Trufast PVC IW Plates	60	6	S327 or Sikaplan Fastened induction welded using Trufast Induction Welding Tool and Magnets.	-75.0
S-143.	Min. 22 ga., Type B, Grade 33 steel; 6 ft span, #12 HWH Teks 5, 6" o.c.	One or more layers, any combination, min. 1.5-inch thick, preliminarily attached	Trufast #15 EHD Fasteners with Trufast PVC IW Plates	48	6	S327 or Sikaplan Fastened induction welded using Trufast Induction Welding Tool and Magnets.	-75.0
S-144.	Min. 22 ga., Type B, Grade 33 steel; 6 ft span, #12 HWH Teks 5, 6" o.c.	One or more layers, any combination, min. 1.5-inch thick, preliminarily attached	Trufast #15 EHD Fasteners with Trufast PVC IW Plates	36	12	S327 or Sikaplan Fastened induction welded using Trufast Induction Welding Tool and Magnets.	-82.5

2023 FBC NON-HVHZ

TABLE 2I: STEEL DECKS - NEW CONSTRUCTION, REROOF (TEAR-OFF) OR RECOVER SYSTEM TYPE C-2: INSULATED, INDUCTION-WELDED ROOF COVER							
System No.	Deck (Note 1)	Insulation Layer (Note 3, Note 13)	Attachment			Roof Cover (Note 15B)	MDP (psf)
			Fasteners (Note 11)	Row Spacing (inch)	Fastener Spacing (inch)		
S-145.	Min. 18 ga., Type B, Grade 33 steel; 6 ft span, #12 HWH Teks 5, 6" o.c.	One or more layers, any combination, min. 1.5-inch thick, preliminarily attached	Trufast #15 EHD Fasteners with Trufast PVC IW Plates	60	6	S327 or Sikaplan Fastened induction welded using Trufast Induction Welding Tool and Magnets.	-90.0
S-146.	Min. 20 ga., Type B, Grade 33 steel; 5 ft span, #12 HWH Teks 5, 6" o.c.	One or more layers, any combination, min. 1.5-inch thick, preliminarily attached	Trufast #15 EHD Fasteners with Trufast PVC IW Plates	60	6	S327 or Sikaplan Fastened induction welded using Trufast Induction Welding Tool and Magnets.	-90.0
S-147.	Min. 22 ga., Type B, Grade 80 steel; 6 ft span, #12 HWH Teks 5, 6" o.c.	One or more layers, any combination, min. 1.5-inch thick, preliminarily attached	Trufast #15 EHD Fasteners with Trufast PVC IW Plates	60	6	S327 or Sikaplan Fastened induction welded using Trufast Induction Welding Tool and Magnets.	-90.0
S-148.	Min. 20 ga., Type B, Grade 33 steel; 6 ft span, #12 HWH Teks 5, 6" o.c.	One or more layers, any combination, min. 1.5-inch thick, preliminarily attached	Trufast #15 EHD Fasteners with Trufast PVC IW Plates	48	6	S327 or Sikaplan Fastened induction welded using Trufast Induction Welding Tool and Magnets.	-90.0
S-149.	Min. 18 ga., Type B, Grade 33 steel; 6 ft span, #12 HWH Teks 5, 6" o.c.	One or more layers, any combination, min. 1.5-inch thick, preliminarily attached	Trufast #15 EHD Fasteners with Trufast PVC IW Plates	48	6	S327 or Sikaplan Fastened induction welded using Trufast Induction Welding Tool and Magnets.	-112.5
S-150.	Min. 20 ga., Type B, Grade 33 steel; 5 ft span, #12 HWH Teks 5, 6" o.c.	One or more layers, any combination, min. 1.5-inch thick, preliminarily attached	Trufast #15 EHD Fasteners with Trufast PVC IW Plates	48	6	S327 or Sikaplan Fastened induction welded using Trufast Induction Welding Tool and Magnets.	-112.5
S-151.	Min. 22 ga., Type B, Grade 80 steel; 6 ft span, #12 HWH Teks 5, 6" o.c.	One or more layers, any combination, min. 1.5-inch thick, preliminarily attached	Trufast #15 EHD Fasteners with Trufast PVC IW Plates	48	6	S327 or Sikaplan Fastened induction welded using Trufast Induction Welding Tool and Magnets.	-112.5
S-152.	Min. 22 ga., Type B, Grade 80 steel; 6 ft span, #12 HWH Teks 5, 6" o.c.	One or more layers, any combination, min. 1.5-inch thick, preliminarily attached	Trufast #15 EHD Fasteners with Trufast PVC IW Plates	36	6	S327 or Sikaplan Fastened induction welded using Trufast Induction Welding Tool and Magnets.	-150.0
S-153.	Min. 22 ga., Type B, Grade 33 steel; 6 ft span, #12 HWH Teks 5, 6" o.c.	One or more layers, any combination, min. 1.5-inch thick	Trufast #15 EHD Fasteners with Trufast PVC IW Plates	1 per 4.0 ft^2 (8 parts per 4x8 ft board)		S327 or Sikaplan Fastened induction welded using Trufast Induction Welding Tool and Magnets.	-60.0
		The roof insulation boards are placed with the 8 ft. board dimension oriented parallel to the steel deck ribs with adjacent boards offset along their 8 ft. dimension by 12 in., to stagger the fastener/plate fastening pattern					
S-154.	Min. 22 ga., Type B, Grade 33 steel; 6 ft span, #12 HWH Teks 5, 6" o.c.	One or more layers, any combination, min. 1.5-inch thick	Trufast #15 EHD Fasteners with Trufast PVC IW Plates	1 per 3.2 ft^2 (10 parts per 4x8 ft board)		S327 or Sikaplan Fastened induction welded using Trufast Induction Welding Tool and Magnets.	-67.5
		The roof insulation boards are placed with the 8 ft. board dimension oriented parallel to the steel deck ribs with adjacent boards offset along their 4 ft. dimension by 12 in., to stagger the fastener/plate fastening pattern					
S-155.	Min. 22 ga., Type B, Grade 33 steel; 6 ft span, #12 HWH Teks 5 with ¾" washers, 6" o.c.	One or more layers, any combination, min. 1.5-inch thick	Trufast #15 EHD Fasteners with Trufast PVC IW Plates	1 per 2.7 ft^2 (12 parts per 4x8 ft board)		S327 or Sikaplan Fastened induction welded using Trufast Induction Welding Tool and Magnets.	-82.5

2023 FBC NON-HVHZ

TABLE 2I: STEEL DECKS - NEW CONSTRUCTION, REROOF (TEAR-OFF) OR RECOVER SYSTEM TYPE C-2: INSULATED, INDUCTION-WELDED ROOF COVER							
System No.	Deck (Note 1)	Insulation Layer (Note 3, Note 13)	Attachment			Roof Cover (Note 15B)	MDP (psf)
			Fasteners (Note 11)	Row Spacing (inch)	Fastener Spacing (inch)		
		The roof insulation boards are placed with the 8 ft. board dimension oriented perpendicular to the steel deck ribs with adjacent boards offset along their 4 ft. dimension by 12 in., to stagger the fastener/plate fastening pattern					
S-156.	Min. 22 ga., Type B, Grade 80 steel; 6 ft span, #12 HWH Teks 5 with ¾" washers, 6" o.c.	One or more layers, any combination, min. 1.5-inch thick	Trufast #15 EHD Fasteners with Trufast PVC IW Plates	1 per 2.0 ft^2 (16 parts per 4x8 ft board)		S327 or Sikaplan Fastened induction welded using Trufast Induction Welding Tool and Magnets.	-112.5
		The roof insulation boards are placed with the 8 ft. board dimension oriented perpendicular to the steel deck ribs with adjacent boards offset along their 4 ft. dimension by 12 in., to stagger the fastener/plate fastening pattern					
S-157.	Min. 22 ga., Type B, Grade 80 steel; 6 ft span, #12 HWH Teks 5 with ¾" washers, 6" o.c.	One or more layers, any combination, min. 1.5-inch thick	Trufast #15 EHD Fasteners with Trufast PVC IW Plates	1 per 1.8 ft^2 (18 parts per 4x8 ft board)		S327 or Sikaplan Fastened induction welded using Trufast Induction Welding Tool and Magnets.	-120.0
		The roof insulation boards are placed with the 8 ft. board dimension oriented parallel to the steel deck ribs with adjacent boards offset along their 4 ft. dimension by 6 in., to stagger the fastener/plate fastening pattern					
S-158.	Min. 22 ga., Type B, Grade 80 steel; 6 ft span, two (2) #12 HWH Teks 5 with ¾" washers, 6" o.c.	One or more layers, any combination, min. 1.5-inch thick	Trufast #15 EHD Fasteners with Trufast PVC IW Plates	1 per 1.3 ft^2 (24 parts per 4x8 ft board)		S327 or Sikaplan Fastened induction welded using Trufast Induction Welding Tool and Magnets.	-150.0
		The roof insulation boards are placed with the 8 ft. board dimension oriented parallel to the steel deck ribs with adjacent boards offset along their 4 ft. dimension by 6 in., to stagger the fastener/plate fastening pattern					
SARNADISC RHINOBOND SYSTEMS:							
S-159.	Min. 18 ga., Type B, Grade 33 steel	One or more layers, any combination, prelim attach	Sarnafastener-XP Fasteners or Sikaplan Fastener #15 with Sarnadisc RhinoBond plate or Sikaplan RhinoBond Disc	72	18	S327, Sikaplan Fastened or Sikaplan Universal (60-mil) induction welded using RhinoBond Installation Tool.	-30.0
S-160.	Min. 18 ga., Type B, Grade 33 steel	One or more layers, any combination, prelim attach	Sarnafastener-XP Fasteners or Sikaplan Fastener #15 with Sarnadisc RhinoBond plate or Sikaplan RhinoBond Disc	60	18	S327 or Sikaplan Fastened induction welded using RhinoBond Installation Tool.	-37.5
S-161.	Min. 18 ga., Type B, Grade 33 steel	One or more layers, any combination, prelim attach	Sarnafastener-XP Fasteners or Sikaplan Fastener #15 with Sarnadisc RhinoBond plate or Sikaplan RhinoBond Disc	72	12	S327, Sikaplan Fastened or Sikaplan Universal (60-mil) induction welded using RhinoBond Installation Tool.	-45.0
S-162.	Min. 22 ga. type B, Grade 33 steel	One or more layers, any combination	Sarnafastener-XP Fasteners or Sikaplan Fastener #15 with Sarnadisc RhinoBond plate or Sikaplan RhinoBond Disc	36	24 (staggered)	S327, Sikaplan Fastened or Sikaplan Universal (60-mil) induction welded using RhinoBond Installation Tool.	-45.0*
S-163.	Min. 18 ga., Type B, Grade 33 steel	One or more layers, any combination, prelim attach	Sarnafastener-XP Fasteners or Sikaplan Fastener #15 with Sarnadisc RhinoBond plate or Sikaplan RhinoBond Disc	60	12	S327, Sikaplan Fastened or Sikaplan Universal (60-mil) induction welded using RhinoBond Installation Tool.	-52.5
S-164.	Min. 18 ga., Type B, Grade 80 steel	One or more layers, min. 2-inch, any combination, prelim attach	Sarnafastener-XP Fasteners or Sikaplan Fastener #15 with Sarnadisc RhinoBond plate or Sikaplan RhinoBond Disc	120	6	Min. nominal 60-mil S327 or Sikaplan Universal induction welded using RhinoBond Installation Tool.	-52.5

2023 FBC NON-HVHZ

TABLE 2I: STEEL DECKS - NEW CONSTRUCTION, REROOF (TEAR-OFF) OR RECOVER SYSTEM TYPE C-2: INSULATED, INDUCTION-WELDED ROOF COVER							
System No.	Deck (Note 1)	Insulation Layer (Note 3, Note 13)	Attachment			Roof Cover (Note 15B)	MDP (psf)
			Fasteners (Note 11)	Row Spacing (inch)	Fastener Spacing (inch)		
S-165.	Min. 22 ga. Type B, Grade 40 steel	One or more layers, any combination	Sarnafastener-XP Fasteners or Sikaplan Fastener #15 with Sarnadisc RhinoBond plate or Sikaplan RhinoBond Disc	24	24 (grid)	S327, Sikaplan Fastened or Sikaplan Universal (60-mil) induction welded using RhinoBond Installation Tool.	-52.5
S-166.	Min. 22 ga. type B, Grade 33 steel	One or more layers, any combination	Sarnafastener-XP Fasteners or Sikaplan Fastener #15 with Sarnadisc RhinoBond plate or Sikaplan RhinoBond Disc	24	24 (staggered)	S327, Sikaplan Fastened or Sikaplan Universal (60-mil) induction welded using RhinoBond Installation Tool.	-60.0
S-167.	Min. 22 ga. Type B, Grade 40 steel	One or more layers, any combination	Sarnafastener-MAXLoad with Sarnadisc RhinoBond plate or Sikaplan RhinoBond Disc	24	24 (grid)	S327, Sikaplan Fastened or Sikaplan Universal (60-mil) induction welded using RhinoBond Installation Tool.	-60.0
S-168.	Min. 22 ga., Type B, Grade 40 steel	One or more layers, any combination	Sarnafastener-MAXLoad with Sikaplan RhinoBond Disc	24	24 (grid)	Sikaplan Fastened, Sikaplan Fastened FB or Sikaplan Universal (60-mil) induction welded using RhinoBond Installation Tool.	-60.0
S-169.	Min. 22 ga., Type B, Grade 50 steel	One or more layers, any combination	Sarnafastener-XP Fasteners or Sikaplan Fastener #15 with Sarnadisc RhinoBond plate or Sikaplan RhinoBond Disc	24	24	Min. 60-mil S327 or Sikaplan Fastened induction welded using RhinoBond Installation Tool.	-75.0
S-170.	Min. 18 ga., Type B, Grade 33 steel	One or more layers, any combination, prelim attach	Sarnafastener-XP Fasteners or Sikaplan Fastener #15 with Sarnadisc RhinoBond plate or Sikaplan RhinoBond Disc	60	6	Sikaplan Universal (60-mil) induction welded using RhinoBond Installation Tool.	-75.0
S-171.	Min. 18 ga., Type B, Grade 33 steel	One or more layers, any combination, prelim attach	Sarnafastener-XP Fasteners or Sikaplan Fastener #15 with Sarnadisc RhinoBond plate or Sikaplan RhinoBond Disc	72	6	S327 or Sikaplan Fastened induction welded using RhinoBond Installation Tool.	-90.0
S-172.	Min. 18 ga., Type B, Grade 33 steel	One or more layers, any combination, prelim attach	Sarnafastener-XP Fasteners or Sikaplan Fastener #15 with Sarnadisc RhinoBond plate or Sikaplan RhinoBond Disc	60	6	S327 or Sikaplan Fastened induction welded using RhinoBond Installation Tool.	-105.0
ISOWELD INDUCTION WELDING SYSTEMS:							
S-173.	Min. 22 ga., type B, Grade 40 steel or min. 2,500 psi structural concrete	One or more layers, any combination, min. 1.5-inch, prelim. attach	Dekfast DF-#15-PH3 with SFS *isoweld®* PVC Plates (FI-P-6.8-PVC)	60	12	S327 induction welded using SFS *isoweld®* 3000 stand-up tool	-45.0
S-174.	Min. 22 ga., type B, Grade 40 steel or min. 2,500 psi structural concrete	One or more layers, any combination, min. 1.5-inch	Dekfast DF-#15-PH3 with SFS *isoweld®* PVC Plates (FI-P-6.8-PVC)	36	24 (staggered)	S327 induction welded using SFS *isoweld®* 3000 stand-up tool	-52.5
S-175.	Min. 22 ga., type B, Grade 40 steel or min. 2,500 psi structural concrete	One or more layers, any combination, min. 1.5-inch	Dekfast DF-#15-PH3 with SFS *isoweld®* PVC Plates (FI-P-6.8-PVC)	24	18 (staggered)	S327 induction welded using SFS *isoweld®* 3000 stand-up tool	-82.5

2023 FBC NON-HVHZ

TABLE 2I: STEEL DECKS - NEW CONSTRUCTION, REROOF (TEAR-OFF) OR RECOVER SYSTEM TYPE C-2: INSULATED, INDUCTION-WELDED ROOF COVER							
System No.	Deck (Note 1)	Insulation Layer (Note 3, Note 13)	Attachment			Roof Cover (Note 15B)	MDP (psf)
			Fasteners (Note 11)	Row Spacing (inch)	Fastener Spacing (inch)		
S-176.	Min. 22 ga., type B, Grade 33 steel or min. 2,500 psi structural concrete	One or more layers, any combination, min. 1.5-inch, prelim. attach	Dekfast DF-#15-PH3 with SFS *isoweld®* PVC Plates (FI-P-6.8-PVC)	1 per 3.2 ft2 (10 parts per 4x8 ft board)		S327 induction welded using SFS *isoweld®* 3000 stand-up tool	-75.0
	Note:	*For steel deck installations, the roof insulation boards are placed with the 8 ft. board dimension oriented perpendicular to the steel deck ribs. The plate/fastener pattern is offset by 12-inch from each adjacent row of insulation boards.*					
S-177.	Min. 22 ga., type B, Grade 80 steel or min. 2,500 psi structural concrete	One or more layers, any combination, min. 1.5-inch, prelim. attach	Dekfast DF-#15-PH3 with SFS *isoweld®* PVC Plates (FI-P-6.8-PVC)	60	6	S327 induction welded using SFS *isoweld®* 3000 stand-up tool	-90.0

TABLE 2J: STEEL OR STRUCTURAL CONCRETE DECKS - NEW CONSTRUCTION, REROOF (TEAR-OFF) OR RECOVER SYSTEM TYPE D-1: MECHANICALLY ATTACHED MEMBRANE – STRESS PLATES AND FASTENERS							
System No.	Deck (Note 1)	Insulation (Note 3, Note 13)		Roof Cover (Note 15A)			MDP (psf)
		Type	Attach	Type	Fasteners (Note 11)	Attachment	
BAREBACK MEMBRANES:							
S-178.	Min. 22 ga., type B, Grade 80 steel	One or more layers, any combination	Preliminarily attached	S327, Sikaplan Fastened or Sikaplan Universal (60-mil)	Sarnafastener-XP or Sikaplan Fastener #15 and Sarnadisc 2-3/8 plates	18-inch o.c. within 5.5-inch wide laps spaced 54.5-inch o.c. Laps sealed with min. 0.5-inch heat weld.	-30.0
S-179.	Min. 22 ga., type B, Grade 80 steel or min. 2,500 psi structural concrete	One or more layers, any combination	Preliminarily attached	10S327, Sikaplan Fastened or Sikaplan Universal (60-mil)	Sarnafastener-XP or Sikaplan Fastener #15 and Sarnadisc-XPN plates	18-inch o.c. within 5.5-inch wide laps spaced 54-inch o.c. Laps sealed with min. 1.6-inch heat weld.	-30.0
S-180.	Min. 22 ga., type B, Grade 80 steel	One or more layers, any combination	Preliminarily attached	10S327, Sikaplan Fastened or Sikaplan Universal (60-mil)	Sarnafastener-XP or Sikaplan Fastener #15 and Sarnadisc 2-3/8 plates	12-inch o.c. within 5.5-inch wide laps spaced 114.5-inch o.c. Laps sealed with min. 0.5-inch heat weld.	-30.0
S-181.	Min. 22 ga., type B, Grade 80 steel or min. 2,500 psi structural concrete	One or more layers, any combination	Preliminarily attached	10S327, Sikaplan Fastened or Sikaplan Universal (60-mil)	Sarnafastener-XP or Sikaplan Fastener #15 and Sarnadisc-XPN plates	12-inch o.c. within 5.5-inch wide laps spaced 114.5-inch o.c. Laps sealed with min. 1.75-inch heat weld.	-37.5
S-182.	Min. 22 ga., type B, Grade 33 steel	One or more layers, any combination	Preliminarily attached	10S327, Sikaplan Fastened or Sikaplan Universal (60-mil)	Sika Sarnafil MAXLoad fasteners and Sarnadisc MAXLoad plates	12-inch o.c. within 7-inch wide laps spaced 113-inch o.c. Laps sealed with min. 0.875-inch heat weld.	-37.5
S-183.	Min. 22 ga., type B, Grade 80 steel	One or more layers, any combination	Preliminarily attached	S327, Sikaplan Fastened or Sikaplan Universal (60-mil)	Sarnafastener-XP or Sikaplan Fastener #15 and Sarnadisc 2-3/8 plates	12-inch o.c. within 5.5-inch wide laps spaced 54.5-inch o.c. Laps sealed with min. 0.5-inch heat weld.	-45.0
S-184.	Min. 22 ga., type B, Grade 33 steel or min. 2,500 psi structural concrete	One or more layers, any combination	Preliminarily attached	10S327, Sikaplan Fastened or Sikaplan Universal (60-mil)	Sarnafastener-XP or Sikaplan Fastener #15 and Sarnadisc-XPN plates	6-inch o.c. within 5.5-inch wide laps spaced 114.5-inch o.c. Laps sealed with min. 0.875-inch heat weld.	-45.0

2023 FBC NON-HVHZ

TABLE 2J: STEEL OR STRUCTURAL CONCRETE DECKS - NEW CONSTRUCTION, REROOF (TEAR-OFF) OR RECOVER SYSTEM TYPE D-1: MECHANICALLY ATTACHED MEMBRANE – STRESS PLATES AND FASTENERS							
System No.	Deck (Note 1)	Insulation (Note 3, Note 13)		Roof Cover (Note 15A)			MDP (psf)
		Type	Attach	Type	Fasteners (Note 11)	Attachment	
S-185.	Min. 22 ga., type B, Grade 80 steel	One or more layers, any combination	Preliminarily attached	10S327, Sikaplan Fastened or Sikaplan Universal (60-mil)	Sika Sarnafil MAXLoad fasteners and Sarnadisc MAXLoad plates	24-inch o.c. within 6.5-inch wide laps spaced 53-inch o.c. Laps sealed with min. 1.6-inch heat weld.	-45.0
S-186.	Min. 22 ga., type B, Grade 80 steel	One or more layers, any combination	Preliminarily attached	10S327, Sikaplan Fastened or Sikaplan Universal (60-mil)	Sika Sarnafil MAXLoad fasteners and Sarnadisc MAXLoad plates	12-inch o.c. within 7-inch wide laps spaced 113-inch o.c. Laps sealed with min. 1.5-inch heat weld.	-45.0
S-187.	Min. 22 ga., type B, Grade 33 steel	One or more layers, any combination	Preliminarily attached	S327, Sikaplan Fastened or Sikaplan Universal (60-mil)	#15 Dekfast and isofast IF/IG-C 82x40 plates	6-inch o.c. within 5.5-inch wide laps spaced 73-inch o.c. Laps sealed with min. 1.5-inch heat weld.	-52.5
S-188.	Min. 18 ga., Type B, Grade 33 steelor min. 2,500 psi structural concrete	One or more layers, any combination	Preliminarily attached`	10S327, S327 FB, Sikaplan Fastened or Sikaplan Universal (60-mil)	Sarnafastener-XP or Sikaplan Fastener #15 and Sarnadisc-XPN Plates	6-inch o.c. within 5.5-inch wide laps spaced 114.5-inch o.c. Laps sealed with min. 1.5-inch heat weld.	-52.5
S-189.	Min. 22 ga., type B, Grade 80 steel	One or more layers, any combination	Preliminarily attached	10S327, Sikaplan Fastened or Sikaplan Universal (60-mil)	Sarnafastener-XP or Sikaplan Fastener #15 and Sarnadisc 2-3/8 plates	6-inch o.c. within 5.5-inch wide laps spaced 114.5-inch o.c. Laps sealed with min. 0.5-inch heat weld.	-52.5
S-190.	Min. 22 ga., type B, Grade 80 steel or min. 2,500 psi structural concrete	One or more layers, any combination	Preliminarily attached	10S327, Sikaplan Fastened or Sikaplan Universal (60-mil)	Sarnafastener-XP or Sikaplan Fastener #15 and Sarnadisc-XPN plates	6-inch o.c. within 5.5-inch wide laps spaced 114.5-inch o.c. Laps sealed with min. 0.5-inch heat weld.	-52.5
S-191.	Min. 22 ga., type B, Grade 80 steel	One or more layers, any combination	Preliminarily attached	10S327, Sikaplan Fastened or Sikaplan Universal (60-mil)	Sika Sarnafil MAXLoad fasteners and Sarnadisc MAXLoad plates	18-inch o.c. within 6.5-inch wide laps spaced 53-inch o.c. Laps sealed with min. 1.6-inch heat weld.	-52.5
S-192.	Min. 20 ga., Type B, Grade 50 steel	One or more layers, any combination	Preliminarily attached	Sikaplan Fastened (min. 60-mil) or Sikaplan Universal (60-mil)	Sikaplan Fastener #15 and Sarnadisc-XPN plates	6-inch o.c. within 5.5-inch wide laps spaced 114.5-inch o.c. Laps sealed with min. 1.125-inch heat weld.	-52.5
S-193.	Min. 22 ga., Type B, Grade 80 steel	One or more layers, any combination	Preliminarily attached	10S327 (min. 60-mil)	Sarnafastener-XP or Sikaplan Fastener #15 with SFS Dekfast PLT-O2-3/4-12B plate	6-inch o.c. within 6-inch wide laps spaced 114-inch o.c. Laps sealed with min. 1.5-inch heat weld.	-52.5
S-194.	Min. 22 ga., type B, Grade 80 steel or min. 2,500 psi structural concrete	One or more layers, any combination	Preliminarily attached	10S327, Sikaplan Fastened or Sikaplan Universal (60-mil)	Sarnafastener-XP or Sikaplan Fastener #15 and Sarnadisc-XPN plates	12-inch o.c. within 5.5-inch wide laps spaced 54-inch o.c. Laps sealed with min. 1.6-inch heat weld.	-60.0
S-195.	Min. 22 ga. Type B, Grade 40 steel or min. 2,500 psi structural concrete	One or more layers, any combination	Preliminarily attached	10S327, Sikaplan Fastened or Sikaplan Universal (60-mil)	Sarnafastener-XP or Sikaplan Fastener #15 and Sarnadisc-XPN plates	6-inch o.c. within 5-inch wide laps spaced 54.5-inch o.c. Laps sealed with min. 1.5-inch heat weld.	-60.0
S-196.	Min. 22 ga., type B, Grade 80 steel or min. 2,500 psi structural concrete	One or more layers, any combination	Preliminarily attached	10S327, Sikaplan Fastened or Sikaplan Universal (60-mil)	Sarnafastener-XP or Sikaplan Fastener #15 and Sarnadisc-XPN plates	6-inch o.c. within 5.5-inch wide laps spaced 114.5-inch o.c. Laps sealed with min. 1.75-inch heat weld.	-60.0

2023 FBC NON-HVHZ

TABLE 2J: STEEL OR STRUCTURAL CONCRETE DECKS - NEW CONSTRUCTION, REROOF (TEAR-OFF) OR RECOVER SYSTEM TYPE D-1: MECHANICALLY ATTACHED MEMBRANE – STRESS PLATES AND FASTENERS							
System No.	Deck (Note 1)	Insulation (Note 3, Note 13)		Roof Cover (Note 15A)			MDP (psf)
		Type	Attach	Type	Fasteners (Note 11)	Attachment	
S-197.	Min. 22 ga., type B, Grade 80 steel	One or more layers, any combination	Preliminarily attached	10S327, Sikaplan Fastened or Sikaplan Universal (60-mil)	Sika Sarnafil MAXLoad fasteners and Sarnadisc MAXLoad plates	12-inch o.c. within 6.5-inch wide laps spaced 53-inch o.c. Laps sealed with min. 1.6-inch heat weld.	-60.0
S-198.	Min. 22 ga., type B, Grade 33 steel	One or more layers, any combination	Preliminarily attached	10S327, Sikaplan Fastened or Sikaplan Universal (60-mil)	Sika Sarnafil MAXLoad fasteners and Sarnadisc MAXLoad plates	6-inch o.c. within 7-inch wide laps spaced 113-inch o.c. Laps sealed with min. 0.875-inch heat weld.	-60.0
S-199.	Min. 22 ga., type B, Grade 80 steel	One or more layers, any combination	Preliminarily attached	S327, Sikaplan Fastened or Sikaplan Universal (60-mil)	Sarnafastener-XP or Sikaplan Fastener #15 and Sarnadisc 2-3/8 plates	6-inch o.c. within 5.5-inch wide laps spaced 54.5-inch o.c. Laps sealed with min. 1-inch heat weld.	-75.0
S-200.	Min. 22 ga., type B, Grade 80 steel or min. 2,500 psi structural concrete	One or more layers, any combination	Preliminarily attached	10S327, Sikaplan Fastened or Sikaplan Universal (60-mil)	Sarnafastener-XP or Sikaplan Fastener #15 and Sarnadisc-XPN plates	6-inch o.c. within 5.5-inch wide laps spaced 54-inch o.c. Laps sealed with min. 1.6-inch heat weld.	-90.0
S-201.	Min. 22 ga., type B, Grade 80 steel	One or more layers, any combination	Preliminarily attached	Sikaplan Fastened or Sikaplan Universal (60-mil)	Sika Sarnafil MAXLoad fasteners and Sarnadisc MAXLoad plates	6-inch o.c. within 7-inch wide laps spaced 53-inch o.c. Laps sealed with min. 1.25-inch heat weld.	-105.0
S-202.	Min. 22 ga., type B, Grade 80 steel	One or more layers, any combination	Preliminarily attached	10S327, Sikaplan Fastened or Sikaplan Universal (60-mil)	Sika Sarnafil MAXLoad fasteners and Sarnadisc MAXLoad plates	6-inch o.c. within 6.5-inch wide laps spaced 53-inch o.c. Laps sealed with min. 1.6-inch heat weld.	-105.0
FELTBACK MEMBRANES:							
S-203.	Min. 22 ga., type B, Grade 80 steel	One or more layers, any combination	Preliminarily attached	S327 FB, Sikaplan Fastened FB or Sikaplan Universal FB, min. 60-mil	Sarnafastener-XP or Sikaplan Fastener #15 and Sarnadisc 2-3/8 plates	18-inch o.c. within 5.5-inch wide laps spaced 54.5-inch o.c. Laps sealed with min. 0.5-inch heat weld.	-30.0
S-204.	Min. 22 ga., type B, Grade 80 steel or min. 2,500 psi structural concrete	One or more layers, any combination	Preliminarily attached	S327 FB, Sikaplan Fastened FB or Sikaplan Universal FB, min. 60-mil	Sarnafastener-XP or Sikaplan Fastener #15 and Sarnadisc-XPN plates	18-inch o.c. within 5.5-inch wide laps spaced 54-inch o.c. Laps sealed with min. 1.75-inch heat weld.	-30.0
S-205.	Min. 22 ga., type B, Grade 80 steel	One or more layers, any combination	Preliminarily attached	S327 FB, Sikaplan Fastened FB or Sikaplan Universal FB, min. 60-mil	Sarnafastener-XP or Sikaplan Fastener #15 and Sarnadisc 2-3/8 plates	12-inch o.c. within 5.5-inch wide laps spaced 114.5-inch o.c. Laps sealed with min. 0.5-inch heat weld.	-30.0
S-206.	Min. 22 ga., type B, Grade 80 steel	One or more layers, any combination	Preliminarily attached	S327 FB, Sikaplan Fastened FB or Sikaplan Universal FB, min. 60-mil	Sarnafastener-XP or Sikaplan Fastener #15 and Sarnadisc 2-3/8 plates	12-inch o.c. within 5.5-inch wide laps spaced 54.5-inch o.c. Laps sealed with min. 0.5-inch heat weld.	-45.0
S-207.	Min. 22 ga., Type B, Grade 80 steel	One or more layers, min. 1.5-inch thick, any combination	Preliminarily attached	S327 FB, Sikaplan Fastened FB or Sikaplan Universal FB, min. 60-mil	Sarnafastener #15 XP or Sikaplan Fastener #15 and Sarnadisc-XPN Plate	12-inch o.c. within 5.5-inch wide laps spaced 114.5-inch o.c. Laps sealed with min. 1.75-inch heat weld.	-45.0
S-208.	Min. 22 ga., type B, Grade 33 steel or min. 2,500 psi structural concrete	One or more layers, min. 1.5-inch thick, any combination	Preliminarily attached	S327 FB, Sikaplan Fastened FB or Sikaplan Universal FB, min. 60-mil	Sarnafastener #15 XP or Sikaplan Fastener #15 and Sarnadisc-XPN Plate	6-inch o.c. within 5.5-inch wide laps spaced 114.5-inch o.c. Laps sealed with min. 1.75-inch heat weld.	-45.0

2023 FBC NON-HVHZ

TABLE 2J: STEEL OR STRUCTURAL CONCRETE DECKS - NEW CONSTRUCTION, REROOF (TEAR-OFF) OR RECOVER SYSTEM TYPE D-1: MECHANICALLY ATTACHED MEMBRANE – STRESS PLATES AND FASTENERS							
System No.	Deck (Note 1)	Insulation (Note 3, Note 13)		Roof Cover (Note 15A)			MDP (psf)
		Type	Attach	Type	Fasteners (Note 11)	Attachment	
S-209.	Min. 18 ga., Type B, Grade 33 steel or min. 2,500 psi structural concrete	One or more layers, min. 1.5-inch thick, any combination	Preliminarily attached	S327 FB, Sikaplan Fastened FB or Sikaplan Universal FB, min. 60-mil	Sarnafastener #15 XP or Sikaplan Fastener #15 and Sarnadisc-XPN Plate	6-inch o.c. within 5.5-inch wide laps spaced 114.5-inch o.c. Laps sealed with min. 1.75-inch heat weld.	-52.5
S-210.	Min. 22 ga., type B, Grade 80 steel or min. 2,500 psi structural concrete	One or more layers, min. 1.5-inch thick, any combination	Preliminarily attached	S327 FB, Sikaplan Fastened FB or Sikaplan Universal FB, min. 60-mil	Sarnafastener #15 XP or Sikaplan Fastener #15 and Sarnadisc-XPN Plate	6-inch o.c. within 5.5-inch wide laps spaced 114.5-inch o.c. Laps sealed with min. 1.75-inch heat weld.	-52.5
S-211.	Min. 20 ga., Type B, Grade 60 steel	One or more layers, min. 1.5-inch thick, any combination	Preliminarily attached	Sikaplan Fastened FB or Sikaplan Universal FB, min. 60-mil	Sikaplan Fastener #15 and Sarnadisc-XPN Plate	6-inch o.c. within 5.5-inch wide laps spaced 114.5-inch o.c. Laps sealed with min. 1.75-inch heat weld.	-52.5
S-212.	Min. 22 ga., type B, Grade 80 steel	One or more layers, any combination	Preliminarily attached	S327 FB, Sikaplan Fastened FB or Sikaplan Universal FB, min. 60-mil	Sarnafastener-XP or Sikaplan Fastener #15 and Sarnadisc 2-3/8 plates	6-inch o.c. within 5.5-inch wide laps spaced 114.5-inch o.c. Laps sealed with min. 0.5-inch heat weld.	-52.5
S-213.	Min. 22 ga., type B, Grade 80 steel or min. 2,500 psi structural concrete	One or more layers, min. 1.5-inch thick, any combination	Preliminarily attached	S327 FB, Sikaplan Fastened FB or Sikaplan Universal FB, min. 60-mil	Sarnafastener #15 XP or Sikaplan Fastener #15 and Sarnadisc-XPN Plate	12-inch o.c. within 5.5-inch wide laps spaced 54-inch o.c. Laps sealed with min. 1.75-inch heat weld.	-60.0
S-214.	Min. 22 ga. Type B, Grade 40 steel or min. 2,500 psi structural concrete	One or more layers, min. 1.5-inch thick, any combination	Preliminarily attached	S327 FB, Sikaplan Fastened FB or Sikaplan Universal FB, min. 60-mil	Sarnafastener #15 XP or Sikaplan Fastener #15 and Sarnadisc-XPN Plate	6-inch o.c. within 5-inch wide laps spaced 54.5-inch o.c. Laps sealed with min. 1.75-inch heat weld.	-60.0
S-215.	Min. 22 ga. Type B, Grade 40 steel or min. 2,500 psi structural concrete	One or more layers, min. 1.5-inch thick, any combination	Preliminarily attached	S327 FB, Sikaplan Fastened FB or Sikaplan Universal FB, min. 60-mil	Sarnafastener #15 XP or Sikaplan Fastener #15 and Sarnadisc-XPN Plate	6-inch o.c. within 5-inch wide laps spaced 54.5-inch o.c. Laps sealed with min. 1.75-inch heat weld.	-60.0
S-216.	Min. 22 ga., type B, Grade 80 steel or min. 2,500 psi structural concrete	One or more layers, min. 1.5-inch thick, any combination	Preliminarily attached	S327 FB, Sikaplan Fastened FB or Sikaplan Universal FB, min. 60-mil	Sarnafastener #15 XP or Sikaplan Fastener #15 and Sarnadisc-XPN Plate	6-inch o.c. within 5.5-inch wide laps spaced 114.5-inch o.c. Laps sealed with min. 1.75-inch heat weld.	-60.0
S-217.	Min. 22 ga., type B, Grade 80 steel; 6 ft span	One or more layers, any combination	Preliminarily attached	S327 FB, Sikaplan Fastened FB or Sikaplan Universal FB, min. 60-mil	Sarnafastener-XP or Sikaplan Fastener #15 and Sarnadisc 2-3/8 plates	6-inch o.c. within 5.5-inch wide laps spaced 54.5-inch o.c. Laps sealed with min. 1-inch heat weld.	-75.0
S-218.	Min. 22 ga., type B, Grade 80 steel or min. 2,500 psi structural concrete	One or more layers, min. 1.5-inch thick, any combination	Preliminarily attached	S327 FB, Sikaplan Fastened FB or Sikaplan Universal FB, min. 60-mil	Sarnafastener #15 XP or Sikaplan Fastener #15 and Sarnadisc-XPN Plate	6-inch o.c. within 5.5-inch wide laps spaced 54-inch o.c. Laps sealed with min. 1.75-inch heat weld.	-90.0

2023 FBC NON-HVHZ

TABLE 2K: STEEL OR STRUCTURAL CONCRETE DECKS - NEW CONSTRUCTION, REROOF (TEAR-OFF) OR RECOVER SYSTEM TYPE D-1: MECHANICALLY ATTACHED MEMBRANE – BATTENS AND FASTENERS							
System No.	Deck (Note 1)	Insulation (Note 3, Note 13)		Roof Cover (Note 15A)			MDP (psf)
		Type	Attach (Note 5)	Type	Fasteners (Note 11)	Attachment	
BAREBACK MEMBRANES:							
S-219.	Min. 22 ga., type B, Grade 80 steel or min. 2,500 psi structural concrete	One or more layers, any combination	Preliminarily attached	10S327, Sikaplan Fastened or Sikaplan Universal FB (60-mil)	Sarnafastener-XP or Sikaplan Fastener #15 and 1-inch Sarnarail Polymer Batten Strip	Fasteners spaced 18-inch o.c. through batten strips placed within 5.5-inch wide laps spaced 54-inch o.c. Laps sealed with a min. 1-inch outside heat-weld and a min. 0.625-inch inside heat-weld.	-37.5
S-220.	Min. 22 ga., type B, Grade 80 steel	One or more layers, any combination	Preliminarily attached	10S327, Sikaplan Fastened or Sikaplan Universal FB (60-mil)	Sika Sarnafil MAXLoad fasteners and ¾-inch Sarnarail Polymer Batten Strip	Fasteners spaced 6-inch o.c. through batten strips placed within 5.5-inch wide laps spaced 114.5-inch o.c. Laps sealed with a min. 1.25-inch outside heat-weld and a min. 0.75-inch inside heat-weld.	-45.0
S-221.	Min. 22 ga., type B, Grade 80 steel or min. 2,500 psi structural concrete	One or more layers, any combination	Preliminarily attached	10S327, Sikaplan Fastened or Sikaplan Universal FB (60-mil)	Sarnafastener-XP or Sikaplan Fastener #15 with ¾-inch Sarnarail Polymer Batten Strip	Fasteners spaced 6-inch o.c. through batten strips placed within 5.5-inch wide laps spaced 114.5-inch o.c. Laps sealed with a min. 1.25-inch outside heat-weld and a min. 0.75-inch inside heat-weld.	-60.0
S-222.	Min. 22 ga., type B, Grade 80 steel	One or more layers, any combination	Preliminarily attached	10S327, Sikaplan Fastened or Sikaplan Universal FB (60-mil)	Sika Sarnafil MAXLoad fasteners and ¾-inch Sarnarail Polymer Batten Strip	Fasteners spaced 6-inch o.c. through batten strips placed within 5.5-inch wide laps spaced 114.5-inch o.c. Laps sealed with a min. 1.25-inch outside heat-weld and a min. 0.75-inch inside heat-weld.	-75.0
FELTBACK MEMBRANES:							
S-223.	Min. 22 ga., type B, Grade 80 steel or min. 2,500 psi structural concrete	One or more layers, any combination	Preliminarily attached	S327 FB, Sikaplan Fastened FB or Sikaplan Universal FB, min. 60-mil	Sarnafastener-XP or Sikaplan Fastener #15 and 1-inch Sarnarail Polymer Batten Strip	Fasteners spaced 18-inch o.c. through batten strips placed within 5.5-inch wide laps spaced 54-inch o.c. Laps sealed with a min. 1-inch outside heat-weld and a min. 0.625-inch inside heat-weld.	-37.5
S-224.	Min. 22 ga., type B, Grade 80 steel	One or more layers, min. 1.5-inch thick, any combination	Preliminarily attached	S327 FB, Sikaplan Fastened FB or Sikaplan Universal FB, min. 60-mil	Sika Sarnafil MAXLoad fasteners and ¾-inch Sarnarail Polymer Batten Strip	Fastener spaced 6-inch o.c. through batten strips placed within 5.5-inch wide laps spaced 114.5-inch o.c. Laps sealed with a min. 1.25-inch outside heat-weld and a min. 0.75-inch inside heat-weld.	-45.0
S-225.	Min. 22 ga., type B, Grade 80 steel or min. 2,500 psi structural concrete	One or more layers, min. 1.5-inch thick, any combination	Preliminarily attached	S327 FB, Sikaplan Fastened FB or Sikaplan Universal FB, min. 60-mil	Sarnafastener #15 XP or Sikaplan Fastener #15 or OMG Large Head #15 Roofgrip screws and ¾-inch Sarnarail Polymer Batten Strip	Fastener spaced 6-inch o.c. through batten strips placed within 5.5-inch wide laps spaced 114.5-inch o.c. Laps sealed with a min. 1.25-inch outside heat-weld and a min. 0.75-inch inside heat-weld.	-60.0
S-226.	Min. 22 ga., type B, Grade 80 steel	One or more layers, min. 1.5-inch thick, any combination	Preliminarily attached	S327 FB, Sikaplan Fastened FB or Sikaplan Universal FB, min. 60-mil	Sika Sarnafil MAXLoad fasteners and ¾-inch Sarnarail Polymer Batten Strip	Fastener spaced 6-inch o.c. through batten strips placed within 5.5-inch wide laps spaced 114.5-inch o.c. Laps sealed with a min. 1.25-inch outside heat-weld and a min. 0.75-inch inside heat-weld.	-75.0

2023 FBC NON-HVHZ

TABLE 3A: STRUCTURAL CONCRETE DECKS - NEW CONSTRUCTION OR REROOF (TEAR-OFF) SYSTEM TYPE A-1: BONDED INSULATION, BONDED ROOF COVER REFER TO NOTE 16A FOR VAPOR BARRIER OPTIONS							
Sys. No.	Deck (Note 1)	Base Insulation Layer		Top Insulation Layer		Roof Cover (Note 15)	MDP (psf)
		Type	Attach (Notes 6,7,8)	Type	Attach (Notes 6,7,8)		
BAREBACK MEMBRANES:							
C-1	Min. 2,500 psi structural concrete	Min. 2-inch Sarnatherm-A ISO	Insta-Stik	(Optional) Additional layers base insulation	Insta-Stik	BB-S2170, BB-S2170-VC, BB-S2175, BB-S2121 or BB-S2121-VC	-97.5
C-2	Min. 2,500 psi structural concrete	Min. 1.5-inch Sarnatherm-A ISO	Sarnacol OM-BA	(Optional) Additional layers base insulation	Sarnacol OM-BA	BB-S2170, BB-S2170-VC, BB-S2175, BB-S2121 or BB-S2121-VC	-97.5
C-3	Min. 2,500 psi structural concrete	Min. 0.5-inch Sarnatherm Roof Board-A III, Sarnatherm Roof Board-H or Sarnatherm Roof Board-R primed with Detec Systems "TruGround Conductive Primer", roller-applied at 0.4 gal/square	Sarnacol OM-BA, 6-inch o.c.	None	N/A	BB-2170, BB-2170-VC, BB-2175 or BB-2121-VC	-100.0
C-4	Min. 2,500 psi structural concrete	Min. 1.5-inch Sarnatherm-A ISO or Sarnatherm-H ISO or min. 0.25-inch DensDeck or DensDeck Prime	Sarnacol OM-BA	Min. 0.25-inch DensDeck or DensDeck Prime	Sarnacol OM-BA	BB-S2170-VC	-127.5
C-5	Min. 2,500 psi structural concrete	Min. 1.5-inch Sarnatherm-A ISO or Sarnatherm-H ISO or min. 0.25-inch DensDeck or DensDeck Prime	Sarnacol OM-BA	Min. 0.25-inch DensDeck Prime	Sarnacol OM-BA	BB-S2175	-127.5
C-6	Min. 2,500 psi structural concrete	Min. 1.5-inch Sarnatherm-A ISO or Sarnatherm-H ISO or min. 0.25-inch DensDeck or DensDeck Prime	Sarnacol OM-BA	(Optional) Min. 0.25-inch DensDeck or DensDeck Prime	Sarnacol OM-BA	BB-S2170, BB-S2121 or BB-S2121-VC	-150.0
C-7	Min. 2,500 psi structural concrete	Min. 1.5-inch Sarnatherm-A ISO or min. 0.25-inch DensDeck Prime	Sarnacol OM-BA	(Optional) Min. 0.25-inch DensDeck Prime	Sarnacol OM-BA	BB-S2175	-150.0
C-8	Min. 2,500 psi structural concrete	Min. 1.5-inch Sarnatherm-A ISO, Sarnatherm-A CG, Sarnatherm-H ISO or Sarnatherm-H CG	Sarnacol OM-BA	Min. 0.25-inch Invinsa Roof Board or min. 0.5-inch Sarnatherm Roof Board-H or Sarnatherm Roof Board-R or min. 1.5-inch Sarnatherm Composite Roof Board-H	Sarnacol OM-BA	BB-S2170, BB-S2170-VC, BB-S2121 or BB-S2121-VC	-165.0
C-9	Min. 2,500 psi structural concrete	Min. 1.5-inch Sarnatherm-A ISO, Sarnatherm-A CG, Sarnatherm-H ISO or Sarnatherm-H CG	Sarnacol OM-BA	Min. 0.5-inch Sarnatherm Roof Board-H or min. 1.5-inch Sarnatherm Composite Roof Board-H	Sarnacol OM-BA	BB-S2175	-165.0
C-10	Min. 2,500 psi structural concrete	Min. 0.25-inch DensDeck Prime primed with Detec Systems "TruGround Conductive Primer", roller-applied at 0.4 gal/square	Sarnacol OM-BA, 6-inch o.c.	None	N/A	BB-2170, BB-2170-VC, BB-2175 or BB-2121-VC	-217.5

2023 FBC NON-HVHZ

TABLE 3A: STRUCTURAL CONCRETE DECKS - NEW CONSTRUCTION OR REROOF (TEAR-OFF) SYSTEM TYPE A-1: BONDED INSULATION, BONDED ROOF COVER REFER TO NOTE 16A FOR VAPOR BARRIER OPTIONS							
Sys. No.	Deck (Note 1)	Base Insulation Layer		Top Insulation Layer		Roof Cover (Note 15)	MDP (psf)
		Type	Attach (Notes 6,7,8)	Type	Attach (Notes 6,7,8)		
C-11	Min. 2,500 psi structural concrete	Min. 0.5-inch Sarnatherm Roof Board-A III, Sarnatherm Roof Board-H or Sarnatherm Roof Board-R primed with Detec Systems "TruGround Conductive Primer", roller-applied at 0.4 gal/square	Sarnacol 2163 or Sarnacol AD-BA, 6-inch o.c.	None	N/A	BB-2170, BB-2170-VC, BB-2175 or BB-2121-VC	-100.0
C-12	Min. 2,500 psi structural concrete	Min. 1.5-inch Sarnatherm-A ISO	Sarnacol 2163 or Sarnacol AD-BA	(Optional) additional layers of base insulation	Sarnacol 2163 or Sarnacol AD-BA	BB-S2170, BB-S2170-VC, BB-S2175, BB-S2121 or BB-S2121-VC	-127.5
C-13	Min. 2,500 psi structural concrete	Min. 1.5-inch Sarnatherm-A ISO or Sarnatherm-H ISO or min. 0.25-inch DensDeck or DensDeck Prime	Sarnacol 2163 or Sarnacol AD-BA	Min. 0.25-inch DensDeck or DensDeck Prime	Sarnacol 2163 or Sarnacol AD-BA	BB-S2170-VC, BB-S2121 or BB-S2121-VC	-127.5
C-14	Min. 2,500 psi structural concrete	Min. 1.5-inch Sarnatherm-A ISO or Sarnatherm-H ISO or min. 0.25-inch DensDeck or DensDeck Prime	Sarnacol 2163 or Sarnacol AD-BA	Min. 0.25-inch DensDeck Prime	Sarnacol 2163 or Sarnacol AD-BA	BB-S2175	-127.5
C-15	Min. 2,500 psi structural concrete	Min. 1.5-inch Sarnatherm-A ISO, Sarnatherm-A CG, Sarnatherm-H ISO or Sarnatherm-H CG	Sarnacol 2163 or Sarnacol AD-BA	Min. 0.25-inch Invinsa Roof Board or min. 0.5-inch Sarnatherm Roof Board-A III, Sarnatherm Roof Board-H or Sarnatherm Roof Board-R or min. 1.5-inch Sarnatherm Composite Roof Board-H	Sarnacol 2163 or Sarnacol AD-BA	BB-S2170, BB-S2170-VC, BB-S2121 or BB-S2121-VC	-165.0
C-16	Min. 2,500 psi structural concrete	Min. 1.5-inch Sarnatherm-A ISO, Sarnatherm-A CG, Sarnatherm-H ISO or Sarnatherm-H CG	Sarnacol 2163 or Sarnacol AD-BA	Min. 0.5-inch Sarnatherm Roof Board-H or min. 1.5-inch Sarnatherm Composite Roof Board-H	Sarnacol 2163 or Sarnacol AD-BA	BB-S2175	-165.0
C-17	Min. 2,500 psi structural concrete	Min. 0.25-inch DensDeck Prime primed with Detec Systems "TruGround Conductive Primer", roller-applied at 0.4 gal/square	Sarnacol 2163 or Sarnacol AD-BA, 6-inch o.c.	None	N/A	BB-2170, BB-2170-VC, BB-2175 or BB-2121-VC	-217.5
C-18	Min. 2,500 psi structural concrete	Min. 1.5-inch Sarnatherm-A ISO	M-PG1-EF-ECO	(Optional) additional layers of base insulation	M-PG1-EF-ECO	BB-S2170, BB-S2170-VC, BB-S2175, BB-S2121 or BB-S2121-VC	-127.5
C-19	Min. 2,500 psi structural concrete	Min. 1.5-inch Sarnatherm-A ISO or Sarnatherm-H ISO or min. 0.25-inch DensDeck Prime	M-PG1-EF-ECO	Min. 0.25-inch DensDeck Prime	M-PG1-EF-ECO	BB-S2170-VC, BB-S2175, BB-S2121 or BB-S2121-VC	-127.5
C-20	Min. 2,500 psi structural concrete	Min. 1.5-inch Sarnatherm-A ISO, Sarnatherm-A CG, Sarnatherm-H ISO or Sarnatherm-H CG	M-PG1-EF-ECO	Min. 0.25-inch Invinsa Roof Board or min. 0.5-inch Sarnatherm Roof Board-H or min. 1.5-inch Sarnatherm Composite Roof Board-H	M-PG1-EF-ECO	BB-S2170, BB-S2170-VC, BB-S2121 or BB-S2121-VC	-165.0

2023 FBC NON-HVHZ

TABLE 3A: STRUCTURAL CONCRETE DECKS - NEW CONSTRUCTION OR REROOF (TEAR-OFF) SYSTEM TYPE A-1: BONDED INSULATION, BONDED ROOF COVER REFER TO NOTE 16A FOR VAPOR BARRIER OPTIONS							
Sys. No.	Deck (Note 1)	Base Insulation Layer		Top Insulation Layer		Roof Cover (Note 15)	MDP (psf)
		Type	Attach (Notes 6,7,8)	Type	Attach (Notes 6,7,8)		
C-21	Min. 2,500 psi structural concrete	Min. 1.5-inch Sarnatherm-A ISO, Sarnatherm-A CG, Sarnatherm-H ISO or Sarnatherm-H CG	M-PG1-EF-ECO	Min. 0.5-inch Sarnatherm Roof Board-H or min. 1.5-inch Sarnatherm Composite Roof Board-H	M-PG1-EF-ECO	BB-S2175	-165.0
C-22	Min. 2,500 psi structural concrete	Min. 1.5-inch Sarnatherm-A ISO	Board-Max or CRA	(Optional) additional layers of base insulation	Board-Max or CRA	BB-S2170, BB-S2170-VC or BB-S2175	-127.5
C-23	Min. 2,500 psi structural concrete	(Optional) One or more layers min. 1.5-inch Sarnatherm-A ISO, Sarnatherm-H ISO or Sarnatherm-R ISO or DuPont Styrofoam Roofmate or Highload 60 or Insulfoam IX or min. 0.25-inch DensDeck	Board-Max or CRA	Min. 0.25-inch DensDeck	Board-Max or CRA	BB-S2170, BB-S2170-VC, BB-S2121 or BB-S2121-VC	-127.5
C-24	Min. 2,500 psi structural concrete	One or more layers min. 1.5-inch Sarnatherm-A ISO, Sarnatherm-H ISO or Sarnatherm-R ISO	Board-Max or CRA	(Optional) additional layers of base insulation	Board-Max or CRA	BB-S2121 or BB-S2121-VC	-262.5
C-25	Min. 2,500 psi structural concrete	(Optional) Min. 1-inch Sarnatherm-A ISO, Sarnatherm-A CG, Sarnatherm-H ISO or Sarnatherm-R ISO or DuPont Styrofoam Brand Roofmate or Highload 60 or min. 0.25-inch DensDeck Prime	Board-Max	Min. 0.25-inch DensDeck Prime	Board-Max	BB-S2170-VC	-127.5
C-26	Min. 2,500 psi structural concrete	(Optional) Min. 1-inch Sarnatherm-A ISO, Sarnatherm-A CG, Sarnatherm-H ISO or Sarnatherm-R ISO or DuPont Styrofoam Brand Roofmate or Highload 60 or min. 0.25-inch DensDeck Prime	Board-Max	Min. 0.25-inch DensDeck Prime	Board-Max	BB-S2170, BB-S2175, BB-S2121 or BB-S2121-VC	-150.0
C-27	Min. 2,500 psi structural concrete	(Optional) Min. 1-inch Sarnatherm-A ISO, Sarnatherm-A CG, Sarnatherm-H ISO or Sarnatherm-R ISO or DuPont Styrofoam Brand Roofmate or Highload 60	Board-Max	Min. 0.5-inch Sarnatherm Roof Board-A III, Sarnatherm Roof Board-H or Invinsa Roof Board or min. 1.5-inch Sarnatherm Composite Roof Board-H	Board-Max	BB-S2170, BB-S2170-VC, BB-S2121 or BB-S2121-VC	-165.0
C-28	Min. 2,500 psi structural concrete	(Optional) Min. 1-inch Sarnatherm-A ISO, Sarnatherm-A CG, Sarnatherm-H ISO or Sarnatherm-R ISO or DuPont Styrofoam Brand Roofmate or Highload 60	Board-Max	Min. 0.5-inch Sarnatherm Roof Board-H or min. 1.5-inch Sarnatherm Composite Roof Board-H	Board-Max	BB-S2175	-165.0
FELTBACK MEMBRANES:							
C-29	Min. 2,500 psi structural concrete	Min. 1.5-inch Sarnatherm-A ISO, Sarnatherm-A CG, Sarnatherm-H ISO or Sarnatherm-H CG	Sarnacol OM-BA	Min. 0.25-inch Invinsa Roof Board or min. 0.5-inch Sarnatherm Roof Board-H or Sarnatherm Roof Board-R or min. 1.5-inch Sarnatherm Composite Roof Board-H	Sarnacol OM-BA	FB-SAD-FMA 12-inch o.c. or FB-SOM-FMA 12-inch o.c.	-60.0

2023 FBC NON-HVHZ

TABLE 3A: STRUCTURAL CONCRETE DECKS - NEW CONSTRUCTION OR REROOF (TEAR-OFF) SYSTEM TYPE A-1: BONDED INSULATION, BONDED ROOF COVER REFER TO NOTE 16A FOR VAPOR BARRIER OPTIONS							
Sys. No.	Deck (Note 1)	Base Insulation Layer		Top Insulation Layer		Roof Cover (Note 15)	MDP (psf)
		Type	Attach (Notes 6,7,8)	Type	Attach (Notes 6,7,8)		
C-30	Min. 2,500 psi structural concrete	Min. 1.5-inch Sarnatherm-A ISO	Sarnacol OM-BA	(Optional) Additional layers base insulation	Sarnacol OM-BA	FB-S2170-VC	-97.5
C-31	Min. 2,500 psi structural concrete	Min. 0.5-inch Sarnatherm Roof Board-A III, Sarnatherm Roof Board-H or Sarnatherm Roof Board-R primed with Detec Systems "TruGround Conductive Primer", roller-applied at 0.4 gal/square	Sarnacol OM-BA, 6-inch o.c.	None	N/A	FB-2170, FB-2170-VC or FB-2121-VC	-100.0
C-32	Min. 2,500 psi structural concrete	Min. 1.5-inch Sarnatherm-A ISO or Sarnatherm-H ISO or min. 0.25-inch DensDeck or DensDeck Prime	Sarnacol OM-BA	(Optional) Min. 0.25-inch DensDeck or DensDeck Prime	Sarnacol OM-BA	FB-S2121 or FB-S2121-VC	-112.5
C-33	Min. 2,500 psi structural concrete	Min. 1.5-inch Sarnatherm-A ISO or Sarnatherm-H ISO or min. 0.25-inch DensDeck Prime	Sarnacol OM-BA	Min. 0.25-inch DensDeck Prime	Sarnacol OM-BA	FB-S2170-VC	-120.0
C-34	Min. 2,500 psi structural concrete	Min. 1.5-inch Sarnatherm-A ISO or Sarnatherm-H ISO or min. 0.25-inch DensDeck Prime	Sarnacol OM-BA	(Optional) Min. 0.25-inch DensDeck Prime	Sarnacol OM-BA	FB-SAD-FMA 12-inch o.c., FB-SOM-FMA 12-inch o.c., FB-MPG1-EF-ECO, FB-OB500 or FB-TRA	-120.0
C-35	Min. 2,500 psi structural concrete	Min. 1.5-inch Sarnatherm-A ISO or Sarnatherm-H ISO or min. 0.25-inch DensDeck or DensDeck Prime	Sarnacol OM-BA	(Optional) Min. 0.25-inch DensDeck or DensDeck Prime	Sarnacol OM-BA	FB-S2170	-150.0
C-36	Min. 2,500 psi structural concrete	Min. 1.5-inch Sarnatherm-A ISO, Sarnatherm-A CG, Sarnatherm-H ISO or Sarnatherm-H CG	Sarnacol OM-BA	Min. 0.25-inch Invinsa Roof Board or min. 0.5-inch Sarnatherm Roof Board-H or Sarnatherm Roof Board-R or min. 1.5-inch Sarnatherm Composite Roof Board-H	Sarnacol OM-BA	FB-S2170, FB-S2170-VC, FB-S2121, FB-S2121-VC, FB-SAD-FMA 4-inch o.c. or FB-SOM-FMA 4-inch o.c.	-165.0
C-37	Min. 2,500 psi structural concrete	Min. 1.5-inch Sarnatherm-A ISO, Sarnatherm-A CG, Sarnatherm-H ISO or Sarnatherm-H CG	Sarnacol OM-BA	Min. 0.5-inch Sarnatherm Roof Board-H or min. 1.5-inch Sarnatherm Composite Roof Board-H	Sarnacol OM-BA	FB-OB500 or FB-TRA	-165.0
C-38	Min. 2,500 psi structural concrete	Min. 1.5-inch Sarnatherm-A ISO, Sarnatherm-A CG, Sarnatherm-H ISO or Sarnatherm-H CG	Sarnacol OM-BA	Min. 0.5-inch Sarnatherm Roof Board-R	Sarnacol OM-BA	FB-MPG1-EF-ECO or FB-OB500	-165.0
C-39	Min. 2,500 psi structural concrete	Min. 0.25-inch DensDeck Prime primed with Detec Systems "TruGround Conductive Primer", roller-applied at 0.4 gal/square	Sarnacol OM-BA, 6-inch o.c.	None	N/A	FB-2170, FB-2170-VC or FB-2121-VC	-217.5

2023 FBC NON-HVHZ

TABLE 3A: STRUCTURAL CONCRETE DECKS - NEW CONSTRUCTION OR REROOF (TEAR-OFF) SYSTEM TYPE A-1: BONDED INSULATION, BONDED ROOF COVER REFER TO NOTE 16A FOR VAPOR BARRIER OPTIONS							
Sys. No.	Deck (Note 1)	Base Insulation Layer		Top Insulation Layer		Roof Cover (Note 15)	MDP (psf)
		Type	Attach (Notes 6,7,8)	Type	Attach (Notes 6,7,8)		
C-40	Min. 2,500 psi structural concrete	Min. 1.5-inch Sarnatherm-A ISO, Sarnatherm-A CG, Sarnatherm-H ISO or Sarnatherm-H CG	Sarnacol 2163 or Sarnacol AD-BA	Min. 0.25-inch Invinsa Roof Board or min. 0.5-inch Sarnatherm Roof Board-A III, Sarnatherm Roof Board-H or Sarnatherm Roof Board-R or min. 1.5-inch Sarnatherm Composite Roof Board-H	Sarnacol 2163 or Sarnacol AD-BA	FB-SAD-FMA 12-inch o.c. or FB-SOM-FMA 12-inch o.c.	-60.0
C-41	Min. 2,500 psi structural concrete	Min. 0.5-inch Sarnatherm Roof Board-A III, Sarnatherm Roof Board-H or Sarnatherm Roof Board-R primed with Detec Systems "TruGround Conductive Primer", roller-applied at 0.4 gal/square	Sarnacol 2163 or Sarnacol AD-BA, 6-inch o.c.	None	N/A	FB-2170, FB-2170-VC or FB-2121-VC	-100.0
C-42	Min. 2,500 psi structural concrete	Min. 1.5-inch Sarnatherm-A ISO or Sarnatherm-H ISO or min. 0.25-inch DensDeck or DensDeck Prime	Sarnacol 2163 or Sarnacol AD-BA	(Optional) Min. 0.25-inch DensDeck or DensDeck Prime	Sarnacol 2163 or Sarnacol AD-BA	FB-S2121 or FB-S2121-VC	-112.5
C-43	Min. 2,500 psi structural concrete	Min. 1.5-inch Sarnatherm-A ISO or Sarnatherm-H ISO or min. 0.25-inch DensDeck Prime	Sarnacol 2163 or Sarnacol AD-BA	(Optional) Min. 0.25-inch DensDeck Prime	Sarnacol 2163 or Sarnacol AD-BA	FB-SAD-FMA 12-inch o.c., FB-SOM-FMA 12-inch o.c., FB-MPG1-EF-ECO, FB-OB500 or FB-TRA	-120.0
C-44	Min. 2,500 psi structural concrete	Min. 1.5-inch Sarnatherm-A ISO or Sarnatherm-H ISO or min. 0.25-inch DensDeck Prime	Sarnacol 2163 or Sarnacol AD-BA	Min. 0.25-inch DensDeck Prime	Sarnacol 2163 or Sarnacol AD-BA	FB-S2170-VC	-127.5
C-45	Min. 2,500 psi structural concrete	Min. 1.5-inch Sarnatherm-A ISO, Sarnatherm-A CG, Sarnatherm-H ISO or Sarnatherm-H CG	Sarnacol 2163 or Sarnacol AD-BA	Min. 0.25-inch Invinsa Roof Board or min. 0.5-inch Sarnatherm Roof Board-A III, Sarnatherm Roof Board-H or Sarnatherm Roof Board-R or min. 1.5-inch Sarnatherm Composite Roof Board-H	Sarnacol 2163 or Sarnacol AD-BA	FB-S2170, FB-S2170-VC, FB-S2121, FB-S2121-VC, FB-SAD-FMA 4-inch o.c. or FB-SOM-FMA 4-inch o.c.	-165.0
C-46	Min. 2,500 psi structural concrete	Min. 1.5-inch Sarnatherm-A ISO, Sarnatherm-A CG, Sarnatherm-H ISO or Sarnatherm-H CG	Sarnacol 2163 or Sarnacol AD-BA	Min. 0.5-inch Sarnatherm Roof Board-A III	Sarnacol 2163 or Sarnacol AD-BA	M-PG1-EF-ECO	-165.0
C-47	Min. 2,500 psi structural concrete	Min. 1.5-inch Sarnatherm-A ISO, Sarnatherm-A CG, Sarnatherm-H ISO or Sarnatherm-H CG	Sarnacol 2163 or Sarnacol AD-BA	Min. 0.5-inch Sarnatherm Roof Board-H or min. 1.5-inch Sarnatherm Composite Roof Board-H	Sarnacol 2163 or Sarnacol AD-BA	FB-OB500 or FB-TRA	-165.0
C-48	Min. 2,500 psi structural concrete	Min. 1.5-inch Sarnatherm-A ISO, Sarnatherm-A CG, Sarnatherm-H ISO or Sarnatherm-H CG	Sarnacol 2163 or Sarnacol AD-BA	Min. 0.5-inch Sarnatherm Roof Board-R	Sarnacol 2163 or Sarnacol AD-BA	FB-MPG1-EF-ECO or FB-OB500	-165.0
C-49	Min. 2,500 psi structural concrete	Min. 0.25-inch DensDeck Prime primed with Detec Systems "TruGround Conductive Primer", roller-applied at 0.4 gal/square	Sarnacol 2163 or Sarnacol AD-BA, 6-inch o.c.	None	N/A	FB-2170, FB-2170-VC or FB-2121-VC	-217.5

2023 FBC NON-HVHZ

TABLE 3A: STRUCTURAL CONCRETE DECKS - NEW CONSTRUCTION OR REROOF (TEAR-OFF) SYSTEM TYPE A-1: BONDED INSULATION, BONDED ROOF COVER REFER TO NOTE 16A FOR VAPOR BARRIER OPTIONS							
Sys. No.	Deck (Note 1)	Base Insulation Layer		Top Insulation Layer		Roof Cover (Note 15)	MDP (psf)
		Type	Attach (Notes 6,7,8)	Type	Attach (Notes 6,7,8)		
C-50	Min. 2,500 psi structural concrete	Min. 1.5-inch Sarnatherm-A ISO, Sarnatherm-A CG, Sarnatherm-H ISO or Sarnatherm-H CG	M-PG1-EF-ECO	Min. 0.25-inch Invinsa Roof Board or min. 0.5-inch Sarnatherm Roof Board-H or min. 1.5-inch Sarnatherm Composite Roof Board-H	M-PG1-EF-ECO	FB-SAD-FMA 12-inch o.c. or FB-SOM-FMA 12-inch o.c.	-60.0
C-51	Min. 2,500 psi structural concrete	Min. 1.5-inch Sarnatherm-A ISO or Sarnatherm-H ISO or min. 0.25-inch DensDeck Prime	M-PG1-EF-ECO	(Optional) Min. 0.25-inch DensDeck Prime	M-PG1-EF-ECO	FB-S2121 or FB-S2121-VC	-112.5
C-52	Min. 2,500 psi structural concrete	Min. 1.5-inch Sarnatherm-A ISO or Sarnatherm-H ISO or min. 0.25-inch DensDeck Prime	M-PG1-EF-ECO	(Optional) Min. 0.25-inch DensDeck Prime	M-PG1-EF-ECO	FB-SAD-FMA 12-inch o.c., FB-SOM-FMA 12-inch o.c., FB-MPG1-EF-ECO, FB-OB500 or FB-TRA	-120.0
C-53	Min. 2,500 psi structural concrete	Min. 1.5-inch Sarnatherm-A ISO or Sarnatherm-H ISO or min. 0.25-inch DensDeck Prime	M-PG1-EF-ECO	Min. 0.25-inch DensDeck Prime	M-PG1-EF-ECO	FB-S2170-VC	-127.5
C-54	Min. 2,500 psi structural concrete	Min. 1.5-inch Sarnatherm-A ISO, Sarnatherm-A CG, Sarnatherm-H ISO or Sarnatherm-H CG	M-PG1-EF-ECO	Min. 0.25-inch Invinsa Roof Board or min. 0.5-inch Sarnatherm Roof Board-H or min. 1.5-inch Sarnatherm Composite Roof Board-H	M-PG1-EF-ECO	FB-S2170, FB-S2170-VC, FB-S2121, FB-S2121-VC, FB-SAD-FMA 4-inch o.c. or FB-SOM-FMA 4-inch o.c.	-165.0
C-55	Min. 2,500 psi structural concrete	Min. 1.5-inch Sarnatherm-A ISO, Sarnatherm-A CG, Sarnatherm-H ISO or Sarnatherm-H CG	M-PG1-EF-ECO	Min. 0.5-inch Sarnatherm Roof Board-H or min. 1.5-inch Sarnatherm Composite Roof Board-H	M-PG1-EF-ECO	FB-OB500 or FB-TRA	-165.0
C-56	Min. 2,500 psi structural concrete	Min. 1.5-inch Sarnatherm-A ISO	Board-Max or CRA	(Optional) Additional layers base insulation	Board-Max or CRA	FB-S2170-VC	-97.5
C-57	Min. 2,500 psi structural concrete	One or more layers min. 1.5-inch Sarnatherm-A ISO, Sarnatherm-H ISO or Sarnatherm-R ISO or min. 0.25-inch DensDeck or DensDeck Prime	Board-Max or CRA	(Optional) Min. 0.5-inch Structodek High Density Fiberboard or Min. 0.25-inch DensDeck or DensDeck Prime	Board-Max or CRA	FB-S2121 or FB-S2121-VC	-112.5
C-58	Min. 2,500 psi structural concrete	(Optional) DuPont Styrofoam Roofmate or Highload 60 or Insulfoam IX or min. 0.25-inch DensDeck or DensDeck Prime	Board-Max or CRA	Min. 0.25-inch DensDeck or DensDeck Prime	Board-Max or CRA	FB-S2121 or FB-S2121-VC	-112.5
C-59	Min. 2,500 psi structural concrete	One or more layers min. 1.5-inch Sarnatherm-A ISO, Sarnatherm-H ISO or Sarnatherm-R ISO or min. 0.25-inch DensDeck Prime	Board-Max or CRA	(Optional) Min. 0.25-inch DensDeck Prime	Board-Max or CRA	FB-SAD-FMA 12-inch o.c., FB-SOM-FMA 12-inch o.c., FB-MPG1-EF-ECO, FB-OB500 or FB-TRA	-120.0
C-60	Min. 2,500 psi structural concrete	(Optional) DuPont Styrofoam Roofmate or Highload 60 or Insulfoam IX or min. 0.25-inch DensDeck	Board-Max or CRA	Min. 0.25-inch DensDeck	Board-Max or CRA	FB-S2170-VC	-127.5

2023 FBC NON-HVHZ

TABLE 3A: STRUCTURAL CONCRETE DECKS - NEW CONSTRUCTION OR REROOF (TEAR-OFF) SYSTEM TYPE A-1: BONDED INSULATION, BONDED ROOF COVER REFER TO NOTE 16A FOR VAPOR BARRIER OPTIONS							
Sys. No.	Deck (Note 1)	Base Insulation Layer		Top Insulation Layer		Roof Cover (Note 15)	MDP (psf)
		Type	Attach (Notes 6,7,8)	Type	Attach (Notes 6,7,8)		
C-61	Min. 2,500 psi structural concrete	(Optional) Min. 1-inch Sarnatherm-A ISO, Sarnatherm-A CG, Sarnatherm-H ISO or Sarnatherm-R ISO or DuPont Styrofoam Brand Roofmate or Highload 60 or min. 0.25-inch DensDeck Prime	Board-Max	Min. 0.25-inch DensDeck Prime	Board-Max	FB-S2121 or FB-S2121-VC	-112.5
C-62	Min. 2,500 psi structural concrete	(Optional) Min. 1-inch Sarnatherm-A ISO, Sarnatherm-A CG, Sarnatherm-H ISO or Sarnatherm-R ISO or DuPont Styrofoam Brand Roofmate or Highload 60 or min. 0.25-inch DensDeck Prime	Board-Max	Min. 0.25-inch DensDeck Prime	Board-Max	FB-SAD-FMA 12-inch o.c., FB-SOM-FMA 12-inch o.c.,FB-MPG1-EF-ECO, FB-OB500 or FB-TRA	-120.0
C-63	Min. 2,500 psi structural concrete	(Optional) Min. 1-inch Sarnatherm-A ISO, Sarnatherm-A CG, Sarnatherm-H ISO or Sarnatherm-R ISO or DuPont Styrofoam Brand Roofmate or Highload 60 or min. 0.25-inch DensDeck Prime	Board-Max	Min. 0.25-inch DensDeck Prime	Board-Max	FB-S2170-VC	-127.5
C-64	Min. 2,500 psi structural concrete	(Optional) Min. 1-inch Sarnatherm-A ISO, Sarnatherm-A CG, Sarnatherm-H ISO or Sarnatherm-R ISO or DuPont Styrofoam Brand Roofmate or Highload 60	Board-Max	Min. 0.5-inch Sarnatherm Roof Board-A III, Sarnatherm Roof Board-H or Invinsa Roof Board or min. 1.5-inch Sarnatherm Composite Roof Board-H	Board-Max	FB-S2170, FB-S2170-VC, FB-S2121, FB-S2121-VC, FB-SAD-FMA 4-inch o.c. or FB-SOM-FMA 4-inch o.c.	-165.0
C-65	Min. 2,500 psi structural concrete	(Optional) Min. 1-inch Sarnatherm-A ISO, Sarnatherm-A CG, Sarnatherm-H ISO or Sarnatherm-R ISO or DuPont Styrofoam Brand Roofmate or Highload 60	Board-Max	Min. 0.5-inch Sarnatherm Roof Board-A III	Board-Max	M-PG1-EF-ECO	-165.0
C-66	Min. 2,500 psi structural concrete	(Optional) Min. 1-inch Sarnatherm-A ISO, Sarnatherm-A CG, Sarnatherm-H ISO or Sarnatherm-R ISO or DuPont Styrofoam Brand Roofmate or Highload 60	Board-Max	Min. 0.5-inch Sarnatherm Roof Board-H or min. 1.5-inch Sarnatherm Composite Roof Board-H	Board-Max	FB-OB500 or FB-TRA	-165.0
SELF-ADHERING MEMBRANES:							
C-67	Min. 2,500 psi structural concrete	Min. 1.5-inch Sarnatherm-A ISO, Sarnatherm-A CG, Sarnatherm-H ISO, Sarnatherm-H CG, Sarnatherm-R ISO or Sarnatherm-R CG	Sarnacol OM-BA	(Optional) Additional layer(s) base insulation, min. 0.25-inch SECUROCK Gypsum-Fiber Roof Board, min. 0.5-inch Sarnatherm Roof Board-A III or Sarnatherm Roof Board-H or min. 1.5-inch Sarnatherm Composite Roof Board-H	Sarnacol OM-BA	G410 SA or G410 SA FB, self-adhering	-82.5*
C-68	Min. 2,500 psi structural concrete	Min. 1.5-inch Sarnatherm-A ISO	Sarnacol OM-BA	(Optional) Additional layers base insulation	Sarnacol OM-BA	G410 SA or G410 SA FB, self-adhering	-90.0*

2023 FBC NON-HVHZ

TABLE 3A: STRUCTURAL CONCRETE DECKS - NEW CONSTRUCTION OR REROOF (TEAR-OFF) SYSTEM TYPE A-1: BONDED INSULATION, BONDED ROOF COVER REFER TO NOTE 16A FOR VAPOR BARRIER OPTIONS							
Sys. No.	Deck (Note 1)	Base Insulation Layer		Top Insulation Layer		Roof Cover (Note 15)	MDP (psf)
		Type	Attach (Notes 6,7,8)	Type	Attach (Notes 6,7,8)		
C-69	Min. 2,500 psi structural concrete	Min. 1.5-inch Sarnatherm-A ISO or Sarnatherm-H ISO or min. 0.25-inch DensDeck or DensDeck Prime	Sarnacol OM-BA	Min. 0.25-inch DensDeck Prime	Sarnacol OM-BA	G410 SA or G410 SA FB, self-adhering	-90.0*
C-70	Min. 2,500 psi structural concrete	Min. 1.5-inch Sarnatherm-A ISO, Sarnatherm-A CG, Sarnatherm-H ISO, Sarnatherm-H CG, Sarnatherm-R ISO or Sarnatherm-R CG	Sarnacol 2163 or Sarnacol AD-BA	(Optional) Additional layer(s) base insulation, min. 0.25-inch SECUROCK Gypsum-Fiber Roof Board, min. 0.5-inch Sarnatherm Roof Board-H or min. 1.5-inch Sarnatherm Composite Roof Board-H	Sarnacol 2163 or Sarnacol AD-BA	G410 SA, self-adhering	-82.5*
C-71	Min. 2,500 psi structural concrete	Min. 1.5-inch Sarnatherm-A ISO	Sarnacol 2163 or Sarnacol AD-BA	(Optional) additional layers of base insulation	Sarnacol 2163 or Sarnacol AD-BA	G410 SA or G410 SA FB, self-adhering	-90.0*
C-72	Min. 2,500 psi structural concrete	Min. 1.5-inch Sarnatherm-A ISO or Sarnatherm-H ISO or min. 0.25-inch DensDeck or DensDeck Prime	Sarnacol 2163 or Sarnacol AD-BA	Min. 0.25-inch DensDeck Prime	Sarnacol 2163 or Sarnacol AD-BA	G410 SA or G410 SA FB, self-adhering	-90.0*
C-73	Min. 2,500 psi structural concrete	Min. 1.5-inch Sarnatherm-A ISO, Sarnatherm-A CG, Sarnatherm-H ISO or Sarnatherm-H CG	Sarnacol 2163 or Sarnacol AD-BA	Min. 0.5-inch Sarnatherm Roof Board-A III	Sarnacol 2163 or Sarnacol AD-BA	G410 SA or G410 SA FB, self-adhering	-90.0*
C-74	Min. 2,500 psi structural concrete	Min. 1.5-inch Sarnatherm-A ISO, Sarnatherm-A CG, Sarnatherm-H ISO, Sarnatherm-H CG, Sarnatherm-R ISO or Sarnatherm-R CG	Sarnacol 2163 or Sarnacol AD-BA	(Optional) Additional layer(s) base insulation, min. 0.25-inch DensDeck Prime or SECUROCK Gypsum-Fiber Roof Board, min. 0.5-inch Sarnatherm Roof Board-A III, Sarnatherm Roof Board-H or Sarnatherm Roof Board-R or min. 1.5-inch Sarnatherm Composite Roof Board-H	Sarnacol 2163 or Sarnacol AD-BA	G410 SA FB, self-adhering	-105.0*
C-75	Min. 2,500 psi structural concrete	Min. 1.5-inch Sarnatherm-A CG or Sarnatherm-R ISO	M-PG1-EF-ECO	(Optional) Additional layer(s) base insulation, min. 0.25-inch SECUROCK Gypsum-Fiber Roof Board, min. 0.5-inch Sarnatherm Roof Board-H or min. 1.5-inch Sarnatherm Composite Roof Board-H	M-PG1-EF-ECO	G410 SA, self-adhering	-82.5*
C-76	Min. 2,500 psi structural concrete	Min. 1.5-inch Sarnatherm-A ISO or Sarnatherm-R CG	M-PG1-EF-ECO	(Optional) Additional layer(s) base insulation, min. 0.25-inch DensDeck Prime	M-PG1-EF-ECO	G410 SA, self-adhering	-90.0*

2023 FBC NON-HVHZ

TABLE 3A: STRUCTURAL CONCRETE DECKS - NEW CONSTRUCTION OR REROOF (TEAR-OFF)
SYSTEM TYPE A-1: BONDED INSULATION, BONDED ROOF COVER
REFER TO NOTE 16A FOR VAPOR BARRIER OPTIONS

Sys. No.	Deck (Note 1)	Base Insulation Layer		Top Insulation Layer		Roof Cover (Note 15)	MDP (psf)
		Type	Attach (Notes 6,7,8)	Type	Attach (Notes 6,7,8)		
C-77	Min. 2,500 psi structural concrete	Min. 1.5-inch Sarnatherm-A ISO, Sarnatherm-A CG, Sarnatherm-H ISO, Sarnatherm-R ISO or Sarnatherm-R CG	M-PG1-EF-ECO	(Optional) Additional layer(s) base insulation, min. 0.25-inch DensDeck Prime or SECUROCK Gypsum-Fiber Roof Board, min. 0.5-inch Sarnatherm Roof Board-H or min. 1.5-inch Sarnatherm Composite Roof Board-H	M-PG1-EF-ECO	G410 SA FB, self-adhering	-105.0*

TABLE 3B: STRUCTURAL CONCRETE DECKS - NEW CONSTRUCTION OR REROOF (TEAR-OFF)
SYSTEM TYPE A-1: BONDED INSULATION, BONDED BASE PLY, BONDED ROOF COVER
REFER TO NOTE 16A FOR VAPOR BARRIER OPTIONS

Sys. No.	Deck (Note 1)	Base Insulation Layer		Top Insulation Layer		Primer	Roof Cover (Note 15)			MDP (psf)
		Type	Attach (Notes 6,7,8)	Type	Attach (Notes 6,7,8)		Base Ply	Ply	Cap Ply	
C-78	Min. 2,500 psi structural concrete	Min. 1.5-inch Sarnatherm-A ISO or Sarnatherm-H ISO or min. 0.25-inch DensDeck Prime	Sarnacol 2163, Sarnacol AD-BA, M-PG1-EF-ECO, Sarnacol OM-BA, Board-Max or CRA	Min. 0.25-inch DensDeck Prime	Sarnacol 2163, Sarnacol AD-BA, M-PG1-EF-ECO, Sarnacol OM-BA, Board-Max or CRA	Vapor Retarder Primer SB or VC	Vapor Retarder SA 106, self-adhering	None	FB-SAD-FMA 12-inch o.c., FB-SOM-FMA 12-inch o.c., FB-MPG1-EF-ECO or FB-OB500	-75.0
C-79	Min. 2,500 psi structural concrete	(Optional) Min. XX-inch Sarnatherm-A ISO, Sarnatherm-H ISO, Sarnatherm-R ISO, Sarnatherm-A CG, Sarnatherm-H CG or Sarnatherm-R CG	Sarnacol 2163, Sarnacol AD-BA, M-PG1-EF-ECO, Sarnacol OM-BA	Min. 0.25-inch DensDeck Prime	Sarnacol 2163, Sarnacol AD-BA, M-PG1-EF-ECO, Sarnacol OM-BA	ASTM D41	SBS-TA	None	FB-MPG1-EF-ECO, FB-OB500 or FB-TRA	-117.5
C-80	Min. 2,500 psi structural concrete	Min. 1.5-inch Sarnatherm-A ISO or Sarnatherm-H ISO or min. 0.25-inch DensDeck Prime	Sarnacol 2163, Sarnacol AD-BA, M-PG1-EF-ECO, Sarnacol OM-BA, Board-Max or CRA	Min. 0.25-inch DensDeck Prime	Sarnacol 2163, Sarnacol AD-BA, M-PG1-EF-ECO, Sarnacol OM-BA, Board-Max or CRA	None	SBS-AA, SBS-VRA-CA or SBS-TA	(Optional) SBS-AA	FB-SAD-FMA 12-inch o.c., FB-SOM-FMA 12-inch o.c., FB-MPG1-EF-ECO or FB-OB500	-120.0
C-81	Min. 2,500 psi structural concrete	One or more layers, min. 1.5-inch Sarnatherm-A ISO or Sarnatherm-H ISO or min. 0.25-inch DensDeck Prime	Sarnacol 2163, Sarnacol AD-BA, M-PG1-EF-ECO or Sarnacol OM-BA	Min. 0.25-inch DensDeck Prime	Sarnacol 2163, Sarnacol AD-BA, M-PG1-EF-ECO or Sarnacol OM-BA	None	SBS-VRA-CA	None	FB-SAD-FMA 12-inch o.c., FB-SOM-FMA 12-inch o.c., FB-MPG1-EF-ECO or FB-OB500	-120.0
C-82	Min. 2,500 psi structural concrete	One or more layers, min. 1.5-inch STYROFOAM Brand DECKMATE Plus or DECKMATE Plus FA or min. 0.25-inch DensDeck Prime	Sarnacol 2163 or Sarnacol AD-BA	Min. 0.25-inch DensDeck Prime	Sarnacol 2163 or Sarnacol AD-BA	None	SBS-VRA-CA	None	FB-SAD-FMA 12-inch o.c., FB-SOM-FMA 12-inch o.c., FB-MPG1-EF-ECO or FB-OB500	-120.0

2023 FBC NON-HVHZ

TABLE 3c: STRUCTURAL CONCRETE DECKS - NEW CONSTRUCTION, REROOF (TEAR-OFF) OR RECOVER SYSTEM TYPE C-2: INSULATED, INDUCTION-WELDED ROOF COVER							
System No.	Deck (Note 1)	Insulation Layer (Note 3, Note 13)	Attachment			Roof Cover (Note 15B)	MDP (psf)
			Fasteners (Note 11)	Row Spacing (inch)	Fastener Spacing (inch)		
TRUFAST PVC IW PLATE INDUCTION WELDED SYSTEMS:							
C-83	Min. 2,500 psi structural concrete	One or more layers, any combination, min. 1.5-inch thick, preliminarily attached	Trufast #14 HD Fasteners with Trufast PVC IW Plates	60	12	S327 or Sikaplan Fastened induction welded using Trufast Induction Welding Tool and Magnets.	-45.0
C-84	Min. 2,500 psi structural concrete	One or more layers, any combination, min. 1.5-inch thick, preliminarily attached	Trufast #14 HD Fasteners with Trufast PVC IW Plates	48	12	S327 or Sikaplan Fastened induction welded using Trufast Induction Welding Tool and Magnets.	-60.0
C-85	Min. 2,500 psi structural concrete	One or more layers, any combination, min. 1.5-inch thick, preliminarily attached	Trufast #14 HD Fasteners with Trufast PVC IW Plates	36	12	S327 or Sikaplan Fastened induction welded using Trufast Induction Welding Tool and Magnets.	-82.5
C-86	Min. 2,500 psi structural concrete	One or more layers, any combination, min. 1.5-inch thick, preliminarily attached	Trufast #14 HD Fasteners with Trufast PVC IW Plates	72	6	S327 or Sikaplan Fastened induction welded using Trufast Induction Welding Tool and Magnets.	-75.0
C-87	Min. 2,500 psi structural concrete	One or more layers, any combination, min. 1.5-inch thick, preliminarily attached	Trufast #14 HD Fasteners with Trufast PVC IW Plates	60	6	S327 or Sikaplan Fastened induction welded using Trufast Induction Welding Tool and Magnets.	-90.0
C-88	Min. 2,500 psi structural concrete	One or more layers, any combination, min. 1.5-inch thick, preliminarily attached	Trufast #14 HD Fasteners with Trufast PVC IW Plates	48	6	S327 or Sikaplan Fastened induction welded using Trufast Induction Welding Tool and Magnets.	-112.5
C-89	Min. 2,500 psi structural concrete	One or more layers, any combination, min. 1.5-inch thick, preliminarily attached	Trufast #14 HD Fasteners with Trufast PVC IW Plates	36	6	S327 or Sikaplan Fastened induction welded using Trufast Induction Welding Tool and Magnets.	-150.0
C-90	Min. 2,500 psi structural concrete	One or more layers, any combination, min. 1.5-inch thick	Trufast #14 HD Fasteners with Trufast PVC IW Plates	1 per 4.0 ft^2 (8 parts per 4x8 ft board)		S327 or Sikaplan Fastened induction welded using Trufast Induction Welding Tool and Magnets.	-60.0
C-91	Min. 2,500 psi structural concrete	One or more layers, any combination, min. 1.5-inch thick	Trufast #14 HD Fasteners with Trufast PVC IW Plates	1 per 3.2 ft^2 (10 parts per 4x8 ft board)		S327 or Sikaplan Fastened induction welded using Trufast Induction Welding Tool and Magnets.	-67.5
C-92	Min. 2,500 psi structural concrete	One or more layers, any combination, min. 1.5-inch thick	Trufast #14 HD Fasteners with Trufast PVC IW Plates	1 per 2.7 ft^2 (12 parts per 4x8 ft board)		S327 or Sikaplan Fastened induction welded using Trufast Induction Welding Tool and Magnets.	-82.5
C-93	Min. 2,500 psi structural concrete	One or more layers, any combination, min. 1.5-inch thick	Trufast #14 HD Fasteners with Trufast PVC IW Plates	1 per 2.0 ft^2 (16 parts per 4x8 ft board)		S327 or Sikaplan Fastened induction welded using Trufast Induction Welding Tool and Magnets.	-112.5
C-94	Min. 2,500 psi structural concrete	One or more layers, any combination, min. 1.5-inch thick	Trufast #14 HD Fasteners with Trufast PVC IW Plates	1 per 1.8 ft^2 (18 parts per 4x8 ft board)		S327 or Sikaplan Fastened induction welded using Trufast Induction Welding Tool and Magnets.	-120.0
C-95	Min. 2,500 psi structural concrete	One or more layers, any combination, min. 1.5-inch thick	Trufast #14 HD Fasteners with Trufast PVC IW Plates	1 per 1.3 ft^2 (24 parts per 4x8 ft board)		S327 or Sikaplan Fastened induction welded using Trufast Induction Welding Tool and Magnets.	-172.5

2023 FBC NON-HVHZ

TABLE 3C: STRUCTURAL CONCRETE DECKS - NEW CONSTRUCTION, REROOF (TEAR-OFF) OR RECOVER SYSTEM TYPE C-2: INSULATED, INDUCTION-WELDED ROOF COVER							
System No.	Deck (Note 1)	Insulation Layer (Note 3, Note 13)	Attachment			Roof Cover (Note 15B)	MDP (psf)
			Fasteners (Note 11)	Row Spacing (inch)	Fastener Spacing (inch)		
C-96	Min. 2,500 psi structural concrete	One or more layers, any combination, min. 1.5-inch thick	Trufast #14 HD Fasteners with Trufast PVC IW Plates	1 per 1.0 ft^2 (32 parts per 4x8 ft board)		S327 or Sikaplan Fastened induction welded using Trufast Induction Welding Tool and Magnets.	-217.5
SARNADISC RHINOBOND SYSTEMS:							
C-97	Min. 2,500 psi structural concrete	One or more layers, any combination	Sarnafastener #14 or Sikaplan Fastener #14 with Sarnadisc RhinoBond plate or Sikaplan RhinoBond Disc	36	24 (staggered)	S327, Sikaplan Fastened or Sikaplan Universal (60-mil) induction welded using RhinoBond Installation Tool.	-45.0*
C-98	Min. 2,500 psi structural concrete	One or more layers, any combination	Sarnafastener #14 or Sikaplan Fastener #14 with Sarnadisc RhinoBond plate or Sikaplan RhinoBond Disc	24	24 (staggered)	S327, Sikaplan Fastened or Sikaplan Universal (60-mil) induction welded using RhinoBond Installation Tool.	-60.0
***ISOWELD* INDUCTION WELDING SYSTEMS:**							
C-99	Min. 2,500 psi structural concrete	One or more layers, any combination, min. 1.5-inch, prelim. attach	Dekfast DF-#15-PH3 with SFS *isoweld®* PVC Plates (FI-P-6.8-PVC)	60	12	S327 induction welded using SFS *isoweld®* 3000 stand-up tool	-45.0
C-100	Min. 2,500 psi structural concrete	One or more layers, any combination, min. 1.5-inch	Dekfast DF-#15-PH3 with SFS *isoweld®* PVC Plates (FI-P-6.8-PVC)	36	24 (staggered)	S327 induction welded using SFS *isoweld®* 3000 stand-up tool	-52.5
C-101	Min. 2,500 psi structural concrete	One or more layers, any combination, min. 1.5-inch	Dekfast DF-#15-PH3 with SFS *isoweld®* PVC Plates (FI-P-6.8-PVC)	24	18 (staggered)	S327 induction welded using SFS *isoweld®* 3000 stand-up tool	-82.5
C-102	Min. 2,500 psi structural concrete	One or more layers, any combination, min. 1.5-inch, prelim. attach	Dekfast DF-#15-PH3 with SFS *isoweld®* PVC Plates (FI-P-6.8-PVC)	1 per 3.2 ft2 (10 parts per 4x8 ft board)		S327 induction welded using SFS *isoweld®* 3000 stand-up tool	-75.0
C-103	Min. 2,500 psi structural concrete	One or more layers, any combination, min. 1.5-inch, prelim. attach	Dekfast DF-#15-PH3 with SFS *isoweld®* PVC Plates (FI-P-6.8-PVC)	60	6	S327 induction welded using SFS *isoweld®* 3000 stand-up tool	-90.0

2023 FBC NON-HVHZ

TABLE 3D: STRUCTURAL CONCRETE DECKS - NEW CONSTRUCTION OR REROOF (TEAR-OFF) SYSTEM TYPE F: NON-INSULATED, BONDED ROOF COVER					
System No.	**Deck** (Note 1)	**Primer**	**Base Ply** (Note 15)	**Roof Cover** (Note 15)	**MDP (psf)**
C-104	Min. 2,500 psi structural concrete	Vapor Retarder Primer SB or VC	Vapor Retarder SA 106, self-adhering	FB-SAD-FMA 12-inch o.c. or FB-SOM-FMA 12-inch o.c.	-67.5
C-105	Min. 2,500 psi structural concrete	None	None	FB-SAD-FMA 12-inch o.c. or FB-SOM-FMA 12-inch o.c.	-120.0
C-106	Min. 2,500 psi structural concrete	ASTM D41	SBS-AA or SBS-TA	FB-SAD-FMA 12-inch o.c. or FB-SOM-FMA 12-inch o.c.	-120.0
C-107	Min. 2,500 psi structural concrete	None	SBS-VRA-CA, ribbons, max. 6” o.c.	FB-SAD-FMA 12-inch o.c. or FB-SOM-FMA 12-inch o.c.	-120.0
C-108	Min. 2,500 psi structural concrete	None	SBS-VRA-CA, ribbons, max. 6” o.c.	FB-SAD-FMA 4-inch o.c. or FB-SOM-FMA 4-inch o.c.	-180.0
C-109	Min. 2,500 psi structural concrete	None	None	FB-S2170-VC	-495.0
C-110	Min. 2,500 psi structural concrete	None	None	FB-SAD-FMA 4-inch o.c. or FB-SOM-FMA 4-inch o.c.	-495.0

2023 FBC NON-HVHZ

TABLE 4A: LIGHTWEIGHT CONCRETE OVER STEEL OR STRUCTURAL CONCRETE DECKS - NEW CONSTRUCTION OR REROOF (TEAR-OFF) SYSTEM TYPE A-1: BONDED INSULATION, BONDED ROOF COVER *REFER TO NOTE 16B FOR VAPOR BARRIER (DRY-IN ROOF) OPTIONS FOR USE BETWEEN STRUCTURAL CONCRETE DECK AND LIGHTWEIGHT CONCRETE*								
System No.	Deck (Note 1)	Lightweight Concrete (Note 14)	Base Insulation Layer		Coverboard		Roof Cover (Note 15)	MDP (psf)
			Type	Attach (Notes 6,7,8)	Type	Attach (Notes 6,7,8)		
CELCORE (FL2037):								
BAREBACK MEMBRANES:								
LWC-1	Min. 2,500 psi structural concrete	Min. 200 psi Celcore Cellular Concrete	Min. 1.5-inch Sarnatherm-A ISO	Board-Max or CRA	(Optional) additional layers of base insulation	Board-Max or CRA	BB-S2170-VC or BB-S2175	-97.5
LWC-2	Min. 2,500 psi structural concrete	Min. 200 psi Celcore Cellular Concrete	One or more layers min. 1.5-inch Sarnatherm-A ISO, Sarnatherm-H ISO or Sarnatherm-R ISO	Board-Max or CRA	Min. 0.25-inch DensDeck Prime	Board-Max or CRA	BB-S2170-VC	-127.5
LWC-3	Min. 2,500 psi structural concrete	Min. 200 psi Celcore Cellular Concrete	(Optional) One or more layers min. 1.5-inch Sarnatherm-A ISO, Sarnatherm-H ISO or Sarnatherm-R ISO or min. 2.0 pcf Insulfoam EPS	Board-Max or CRA	Min. 0.25-inch DensDeck Prime	Board-Max or CRA	BB-S2170 or BB-S2175	-215.0
FELTBACK MEMBRANES:								
LWC-4	Min. 2,500 psi structural concrete	Min. 200 psi Celcore Cellular Concrete	One or more layers min. 1.5-inch Sarnatherm-A ISO	Board-Max or CRA	(Optional) additional layers of base insulation	Board-Max or CRA	FB-S2170-VC	-97.5
LWC-5	Min. 2,500 psi structural concrete	Min. 200 psi Celcore Cellular Concrete	(Optional) One or more layers min. 1.5-inch Sarnatherm-A ISO, Sarnatherm-H ISO or Sarnatherm-R ISO or DuPont Styrofoam Roofmate or Highload 60 or Insulfoam IX	Board-Max or CRA	Min. 0.25-inch DensDeck or DensDeck Prime	Board-Max or CRA	FB-S2121 or FB-S2121-VC	-112.5
LWC-6	Min. 2,500 psi structural concrete	Min. 200 psi Celcore Cellular Concrete	One or more layers min. 1.5-inch Sarnatherm-A ISO, Sarnatherm-H ISO or Sarnatherm-R ISO	Board-Max or CRA	(Optional) additional layers of base insulation	Board-Max or CRA	FB-S2121 or FB-S2121-VC	-112.5
LWC-7	Min. 2,500 psi structural concrete	Min. 200 psi Celcore Cellular Concrete	One or more layers min. 1.5-inch Sarnatherm-A ISO, Sarnatherm-H ISO or Sarnatherm-R ISO	Board-Max or CRA	(Optional) Min. 0.25-inch DensDeck Prime	Board-Max or CRA	FB-SAD-FMA 12-inch o.c., FB-SOM-FMA 12-inch o.c., FB-MPG1-EF-ECO, FB-OB500 or FB-TRA	-120.0
LWC-8	Min. 2,500 psi structural concrete	Min. 200 psi Celcore Cellular Concrete	(Optional) One or more layers min. 1.5-inch Sarnatherm-A ISO, Sarnatherm-H ISO or Sarnatherm-R ISO or DuPont Styrofoam Roofmate or Highload 60 or Insulfoam IX	Board-Max or CRA	Min. 0.25-inch DensDeck Prime	Board-Max or CRA	FB-S2170-VC	-127.5
ELASTIZELL (FL4994):								
BAREBACK MEMBRANES:								
LWC-9	Min. 2,500 psi structural concrete	Min. 200 psi Elastizell Lightweight Insulating Concrete	Min. 1.5-inch Sarnatherm-A ISO	Sarnacol OM-BA	(Optional) additional layers of base insulation	Sarnacol OM-BA	BB-S2170-VC or BB-S2175	-97.5

2023 FBC NON-HVHZ

TABLE 4A: LIGHTWEIGHT CONCRETE OVER STEEL OR STRUCTURAL CONCRETE DECKS - NEW CONSTRUCTION OR REROOF (TEAR-OFF)
SYSTEM TYPE A-1: BONDED INSULATION, BONDED ROOF COVER
REFER TO NOTE 16B FOR VAPOR BARRIER (DRY-IN ROOF) OPTIONS FOR USE BETWEEN STRUCTURAL CONCRETE DECK AND LIGHTWEIGHT CONCRETE

System No.	Deck (Note 1)	Lightweight Concrete (Note 14)	Base Insulation Layer		Coverboard		Roof Cover (Note 15)	MDP (psf)
			Type	Attach (Notes 6,7,8)	Type	Attach (Notes 6,7,8)		
LWC-10	Min. 2,500 psi structural concrete	Min. 200 psi Elastizell Lightweight Insulating Concrete	Min. 1.5-inch Sarnatherm-A ISO or Sarnatherm-H ISO	Sarnacol OM-BA	Min. 0.25-inch DensDeck Prime	Sarnacol OM-BA	BB-S2170-VC	-127.5
LWC-11	Min. 2,500 psi structural concrete	Min. 200 psi Elastizell Lightweight Insulating Concrete	Min. 1.5-inch Sarnatherm-A ISO or Sarnatherm-H ISO	Sarnacol OM-BA	Min. 0.25-inch DensDeck or DensDeck Prime	Sarnacol OM-BA	BB-S2170	-202.5
LWC-12	Min. 2,500 psi structural concrete	Min. 200 psi Elastizell Lightweight Insulating Concrete	Min. 1.5-inch Sarnatherm-A ISO or Sarnatherm-H ISO	Sarnacol OM-BA	Min. 0.25-inch DensDeck Prime	Sarnacol OM-BA	BB-S2175	-202.5
LWC-13	Min. 2,500 psi structural concrete	Min. 200 psi Elastizell Lightweight Insulating Concrete	Min. 1.5-inch Sarnatherm-A ISO	Board-Max or CRA	(Optional) additional layers of base insulation	Board-Max or CRA	BB-S2170-VC or BB-S2175	-97.5
LWC-14	Min. 2,500 psi structural concrete	Min. 200 psi Elastizell Lightweight Insulating Concrete	One or more layers min. 1.5-inch Sarnatherm-A ISO, Sarnatherm-H ISO or Sarnatherm-R ISO	Board-Max or CRA	Min. 0.25-inch DensDeck Prime	Board-Max or CRA	BB-S2170-VC	-127.5
LWC-15	Min. 2,500 psi structural concrete	Min. 200 psi Elastizell Lightweight Insulating Concrete with Zell-Crete Fibers	(Optional) One or more layers min. 1.5-inch Sarnatherm-A ISO, Sarnatherm-H ISO or Sarnatherm-R ISO or min. 2.0 pcf Insulfoam EPS	Board-Max or CRA	Min. 0.25-inch DensDeck Prime	Board-Max or CRA	BB-S2170 or BB-S2175	-215.0
FELTBACK MEMBRANES:								
LWC-16	Min. 2,500 psi structural concrete	Min. 200 psi Elastizell Lightweight Insulating Concrete	Min. 1.5-inch Sarnatherm-A ISO	Sarnacol OM-BA	(Optional) additional layers of base insulation	Sarnacol OM-BA	FB-S2170-VC	-97.5
LWC-17	Min. 2,500 psi structural concrete	Min. 200 psi Elastizell Lightweight Insulating Concrete	Min. 1.5-inch Sarnatherm-A ISO or Sarnatherm-H ISO	Sarnacol OM-BA	(Optional) Min. 0.25-inch DensDeck or DensDeck Prime	Sarnacol OM-BA	FB-S2121 or FB-S2121-VC	-112.5
LWC-18	Min. 2,500 psi structural concrete	Min. 200 psi Elastizell Lightweight Insulating Concrete	Min. 1.5-inch Sarnatherm-A ISO or Sarnatherm-H ISO	Sarnacol OM-BA	Min. 0.25-inch DensDeck Prime	Sarnacol OM-BA	FB-SAD-FMA 12-inch o.c., FB-SOM-FMA 12-inch o.c., FB-MPG1-EF-ECO, FB-OB500 or FB-TRA	-120.0
LWC-19	Min. 2,500 psi structural concrete	Min. 200 psi Elastizell Lightweight Insulating Concrete	Min. 1.5-inch Sarnatherm-A ISO or Sarnatherm-H ISO	Sarnacol OM-BA	Min. 0.25-inch DensDeck Prime	Sarnacol OM-BA	FB-S2170-VC	-127.5
LWC-20	Min. 2,500 psi structural concrete	Min. 200 psi Elastizell Lightweight Insulating Concrete	One or more layers min. 1.5-inch Sarnatherm-A ISO	Board-Max or CRA	(Optional) additional layers of base insulation	Board-Max or CRA	FB-S2170-VC	-97.5

2023 FBC NON-HVHZ

TABLE 4A: LIGHTWEIGHT CONCRETE OVER STEEL OR STRUCTURAL CONCRETE DECKS - NEW CONSTRUCTION OR REROOF (TEAR-OFF)
SYSTEM TYPE A-1: BONDED INSULATION, BONDED ROOF COVER
REFER TO NOTE 16B FOR VAPOR BARRIER (DRY-IN ROOF) OPTIONS FOR USE BETWEEN STRUCTURAL CONCRETE DECK AND LIGHTWEIGHT CONCRETE

System No.	Deck (Note 1)	Lightweight Concrete (Note 14)	Base Insulation Layer		Coverboard		Roof Cover (Note 15)	MDP (psf)
			Type	Attach (Notes 6,7,8)	Type	Attach (Notes 6,7,8)		
LWC-21	Min. 2,500 psi structural concrete	Min. 200 psi Elastizell Lightweight Insulating Concrete	(Optional) One or more layers min. 1.5-inch Sarnatherm-A ISO, Sarnatherm-H ISO or Sarnatherm-R ISO or DuPont Styrofoam Roofmate or Highload 60 or Insulfoam IX	Board-Max or CRA	Min. 0.25-inch DensDeck or DensDeck Prime	Board-Max or CRA	FB-S2121 or FB-S2121-VC	-112.5
LWC-22	Min. 2,500 psi structural concrete	Min. 200 psi Elastizell Lightweight Insulating Concrete	One or more layers min. 1.5-inch Sarnatherm-A ISO, Sarnatherm-H ISO or Sarnatherm-R ISO	Board-Max or CRA	(Optional) additional layers of base insulation	Board-Max or CRA	FB-S2121 or FB-S2121-VC	-112.5
LWC-23	Min. 2,500 psi structural concrete	Min. 200 psi Elastizell Lightweight Insulating Concrete	One or more layers min. 1.5-inch Sarnatherm-A ISO, Sarnatherm-H ISO or Sarnatherm-R ISO	Board-Max or CRA	(Optional) Min. 0.25-inch DensDeck Prime	Board-Max or CRA	FB-SAD-FMA 12-inch o.c. or FB-SOM-FMA 12-inch o.c., FB-MPG1-EF-ECO, FB-OB500 or FB-TRA	-120.0
LWC-24	Min. 2,500 psi structural concrete	Min. 200 psi Elastizell Lightweight Insulating Concrete	(Optional) One or more layers min. 1.5-inch Sarnatherm-A ISO, Sarnatherm-H ISO or Sarnatherm-R ISO or DuPont Styrofoam Roofmate or Highload 60 or Insulfoam IX	Board-Max or CRA	Min. 0.25-inch DensDeck Prime	Board-Max or CRA	FB-S2170-VC	-127.5
MEARLCRETE (FL13492):								
BAREBACK MEMBRANES:								
LWC-25	Min. 22 ga., Type BV, Grade 50 steel at max. 6 ft spans	Min. 370 psi, min. 2-inch Mearlcrete	(Optional) One or more layers min. 1.5-inch Sarnatherm-A ISO, Sarnatherm-H ISO or Sarnatherm-R ISO	Board-Max or CRA	Min. 0.25-inch DensDeck Prime	Board-Max or CRA	BB-S2170, BB-S2170-VC or BB-S2175	-60.0
LWC-26	Min. 2,500 psi structural concrete	Min. 200 psi Mearlcrete	Min. 1.5-inch Sarnatherm-A ISO	Board-Max or CRA	(Optional) additional layers of base insulation	Board-Max or CRA	BB-S2170-VC or BB-S2175	-97.5
LWC-27	Min. 2,500 psi structural concrete	Min. 200 psi Mearlcrete	One or more layers min. 1.5-inch Sarnatherm-A ISO, Sarnatherm-H ISO or Sarnatherm-R ISO	Board-Max or CRA	Min. 0.25-inch DensDeck Prime	Board-Max or CRA	BB-S2170-VC	-127.5
LWC-28	Min. 2,500 psi structural concrete	Min. 200 psi Mearlcrete	(Optional) One or more layers min. 1.5-inch Sarnatherm-A ISO, Sarnatherm-H ISO or Sarnatherm-R ISO or min. 2.0 pcf Insulfoam EPS	Board-Max or CRA	Min. 0.25-inch DensDeck Prime	Board-Max or CRA	BB-S2170 or BB-S2175	-215.0
FELTBACK MEMBRANES:								
LWC-29	Min. 22 ga., Type BV, Grade 50 steel at max. 6 ft spans	Min. 370 psi, min. 2-inch Mearlcrete	(Optional) One or more layers min. 1.5-inch Sarnatherm-A ISO, Sarnatherm-H ISO or Sarnatherm-R ISO	Board-Max or CRA	Min. 0.25-inch DensDeck Prime	Board-Max or CRA	FB-S2170, FB-S2170-VC, FB-S2121 or FB-S2121-VC	-60.0

2023 FBC NON-HVHZ

TABLE 4A: LIGHTWEIGHT CONCRETE OVER STEEL OR STRUCTURAL CONCRETE DECKS - NEW CONSTRUCTION OR REROOF (TEAR-OFF)
SYSTEM TYPE A-1: BONDED INSULATION, BONDED ROOF COVER
REFER TO NOTE 16B FOR VAPOR BARRIER (DRY-IN ROOF) OPTIONS FOR USE BETWEEN STRUCTURAL CONCRETE DECK AND LIGHTWEIGHT CONCRETE

System No.	Deck (Note 1)	Lightweight Concrete (Note 14)	Base Insulation Layer		Coverboard		Roof Cover (Note 15)	MDP (psf)
			Type	Attach (Notes 6,7,8)	Type	Attach (Notes 6,7,8)		
LWC-30	Min. 2,500 psi structural concrete	Min. 200 psi Mearlcrete	One or more layers min. 1.5-inch Sarnatherm-A ISO	Board-Max or CRA	(Optional) additional layers of base insulation	Board-Max or CRA	FB-S2170-VC	-97.5
LWC-31	Min. 2,500 psi structural concrete	Min. 200 psi Mearlcrete	(Optional) One or more layers min. 1.5-inch Sarnatherm-A ISO, Sarnatherm-H ISO or Sarnatherm-R ISO or DuPont Styrofoam Roofmate or Highload 60 or Insulfoam IX	Board-Max or CRA	Min. 0.25-inch DensDeck or DensDeck Prime	Board-Max or CRA	FB-S2121 or FB-S2121-VC	-112.5
LWC-32	Min. 2,500 psi structural concrete	Min. 200 psi Mearlcrete	One or more layers min. 1.5-inch Sarnatherm-A ISO, Sarnatherm-H ISO or Sarnatherm-R ISO	Board-Max or CRA	(Optional) additional layers of base insulation	Board-Max or CRA	FB-S2121 or FB-S2121-VC	-112.5
LWC-33	Min. 2,500 psi structural concrete	Min. 200 psi Mearlcrete	One or more layers min. 1.5-inch Sarnatherm-A ISO, Sarnatherm-H ISO or Sarnatherm-R ISO	Board-Max or CRA	(Optional) Min. 0.25-inch DensDeck Prime	Board-Max or CRA	FB-SAD-FMA 12-inch o.c., FB-SOM-FMA 12-inch o.c., FB-MPG1-EF-ECO, FB-OB500 or FB-TRA	-120.0
LWC-34	Min. 2,500 psi structural concrete	Min. 200 psi Mearlcrete	(Optional) One or more layers min. 1.5-inch Sarnatherm-A ISO, Sarnatherm-H ISO or Sarnatherm-R ISO or DuPont Styrofoam Roofmate or Highload 60 or Insulfoam IX	Board-Max or CRA	Min. 0.25-inch DensDeck Prime	Board-Max or CRA	FB-S2170-VC	-127.5

TABLE 4B: LIGHTWEIGHT CONCRETE OVER STEEL OR STRUCTURAL CONCRETE DECKS - NEW CONSTRUCTION OR REROOF (TEAR-OFF)
SYSTEM TYPE B-3: MECHANICALLY ATTACHED ANCHOR SHEET, BONDED INSULATION, BONDED ROOF COVER
REFER TO NOTE 16B FOR VAPOR BARRIER (DRY-IN ROOF) OPTIONS FOR USE BETWEEN STRUCTURAL CONCRETE DECK AND LIGHTWEIGHT CONCRETE

System No.	Deck (Note 1)	Lightweight Concrete (Note 14)	Anchor Sheet			Base Insulation		Top Insulation		Roof Cover (Note 15)	MDP (psf)
			Type	Fasten (Note 11)	Attach	Type	Attach (Notes 6,7,8)	Type	Attach (Notes 6,7,8)		
CELCORE (FL2037):											
LWC-35	Min. 22 ga., type B steel at max. 5 ft spans or or min. 2,500 psi structural concrete	Min. 300 psi, min 2-inch thick Celcore MF Cellular Concrete with Celcore HS Rheology Modifying Admixture. Celcore PVA Curing Compound is applied.	Base Sheet NB 48 or Base Sheet NB 120	OMG C-R Assembled Base Sheet Fastener (1.7 in.)	7½-inch o.c. at the 4-inch lap and 7½-inch o.c. in two, equally spaced, staggered center rows	Min. 1.5-inch Sarnatherm-A ISO, Sarnatherm-H ISO or Sarnatherm-R ISO	Sarnacol 2163 or Sarnacol OM-BA	(Optional) Min. 0.25-inch DensDeck Prime	Sarnacol 2163, Sarnacol AD-BA or Sarnacol OM-BA	BB-S2170, BB-S2170-VC, BB-S2175, BB-S2121 or BB-S2121-VC or FB-S2170-VC, FB-S2121, FB-S2121-VC, FB-SAD-FMA 12-inch o.c. or FB-SOM-FMA 12-inch o.c.	-30.0*
LWC-36	Min. 22 ga., type B steel at max. 5 ft spans or or min. 2,500 psi structural concrete	Min. 300 psi, min 2-inch thick Celcore MF Cellular Concrete with Celcore HS Rheology Modifying Admixture. Celcore PVA Curing Compound is applied.	Base Sheet NB 48 or Base Sheet NB 120	OMG C-R Assembled Base Sheet Fastener (1.7 in.)	7½-inch o.c. at the 4-inch lap and 7½-inch o.c. in two, equally spaced, staggered center rows	Min. 1.5-inch Sarnatherm-A ISO, Sarnatherm-H ISO or Sarnatherm-R ISO	Sarnacol 2163 or Sarnacol OM-BA	(Optional) Min. 0.25-inch DensDeck Prime	Sarnacol 2163, Sarnacol AD-BA or Sarnacol OM-BA	FB-MPG1-EF-ECO, FB-OB500 or FB-TRA	-30.0*
CONCRECEL (FL5584 & FL10500):											

TABLE 4B: LIGHTWEIGHT CONCRETE OVER STEEL OR STRUCTURAL CONCRETE DECKS - NEW CONSTRUCTION OR REROOF (TEAR-OFF)
SYSTEM TYPE B-3: MECHANICALLY ATTACHED ANCHOR SHEET, BONDED INSULATION, BONDED ROOF COVER
REFER TO NOTE 16B FOR VAPOR BARRIER (DRY-IN ROOF) OPTIONS FOR USE BETWEEN STRUCTURAL CONCRETE DECK AND LIGHTWEIGHT CONCRETE

System No.	Deck (Note 1)	Lightweight Concrete (Note 14)	Anchor Sheet			Base Insulation		Top Insulation		Roof Cover (Note 15)	MDP (psf)
			Type	Fasten (Note 11)	Attach	Type	Attach (Notes 6,7,8)	Type	Attach (Notes 6,7,8)		
LWC-37	Min. 22 ga. steel at max 5 ft spans or min. 2,500 psi structural concrete	Concrecel Bonding Agent on deck; Min. 300 psi, min 2¼-inch thick Concrecel Concrete.	Base Sheet NB 48 or Base Sheet NB 120	OMG C-R Assembled Base Sheet Fastener (1.7 in.)	7½-inch o.c. at the 4-inch lap and 7½-inch o.c. in two, equally spaced, staggered center rows	Min. 1.5-inch Sarnatherm-A ISO, Sarnatherm-H ISO or Sarnatherm-R ISO	Sarnacol 2163 or Sarnacol OM-BA	(Optional) Min. 0.25-inch DensDeck Prime	Sarnacol 2163, Sarnacol AD-BA or Sarnacol OM-BA	BB-S2170, BB-S2170-VC, BB-S2175, BB-S2121 or BB-S2121-VC or FB-S2170-VC, FB-S2121, FB-S2121-VC, FB-SAD-FMA 12-inch o.c. or FB-SOM-FMA 12-inch o.c.	-30.0*
LWC-38	Min. 22 ga. steel at max 5 ft spans or min. 2,500 psi structural concrete	Concrecel Bonding Agent on deck; Min. 300 psi, min 2¼-inch thick Concrecel Concrete.	Base Sheet NB 48 or Base Sheet NB 120	OMG C-R Assembled Base Sheet Fastener (1.7 in.)	7½-inch o.c. at the 4-inch lap and 7½-inch o.c. in two, equally spaced, staggered center rows	Min. 1.5-inch Sarnatherm-A ISO, Sarnatherm-H ISO or Sarnatherm-R ISO	Sarnacol 2163 or Sarnacol OM-BA	(Optional) Min. 0.25-inch DensDeck Prime	Sarnacol 2163, Sarnacol AD-BA or Sarnacol OM-BA	FB-MPG1-EF-ECO, FB-OB500 or FB-TRA	-30.0*
ELASTIZELL (FL4994):											
LWC-39	Min. 26 ga. steel at max. 5 ft spans, min. 22 ga. type B steel at max. 6 ft spans or min. 2,500 psi structural concrete	Min. 200 psi, min 2-inch thick Range II Elastizell Lightweight Insulating Concrete.	Base Sheet NB 48 or Base Sheet NB 120	OMG C-R Assembled Base Sheet Fastener (1.7 in.)	7½-inch o.c. at the 4-inch lap and 7½-inch o.c. in two, equally spaced, staggered center rows	Min. 1.5-inch Sarnatherm-A ISO, Sarnatherm-H ISO or Sarnatherm-R ISO	Sarnacol 2163 or Sarnacol OM-BA	(Optional) Min. 0.25-inch DensDeck Prime	Sarnacol 2163, Sarnacol AD-BA or Sarnacol OM-BA	BB-S2170, BB-S2170-VC, BB-S2175, BB-S2121 or BB-S2121-VC or FB-S2170-VC, FB-S2121, FB-S2121-VC, FB-SAD-FMA 12-inch o.c. or FB-SOM-FMA 12-inch o.c.	-30.0*
LWC-40	Min. 26 ga. steel at max. 5 ft spans, min. 22 ga. type B steel at max. 6 ft spans or min. 2,500 psi structural concrete	Min. 200 psi, min 2-inch thick Range II Elastizell Lightweight Insulating Concrete.	Base Sheet NB 48 or Base Sheet NB 120	OMG C-R Assembled Base Sheet Fastener (1.7 in.)	7½-inch o.c. at the 4-inch lap and 7½-inch o.c. in two, equally spaced, staggered center rows	Min. 1.5-inch Sarnatherm-A ISO, Sarnatherm-H ISO or Sarnatherm-R ISO	Sarnacol 2163 or Sarnacol OM-BA	(Optional) Min. 0.25-inch DensDeck Prime	Sarnacol 2163, Sarnacol AD-BA or Sarnacol OM-BA	FB-MPG1-EF-ECO, FB-OB500 or FB-TRA	-30.0*
MEARLCRETE (FL13492):											
LWC-41	Min. 22 ga. type B steel at max. 6 ft spans or or min. 2,500 psi structural concrete	Min. 200 psi, min 2.5-inch Mearlcrete	Base Sheet NB 48 or Base Sheet NB 120	OMG C-R Assembled Base Sheet Fastener (1.7 in.)	7½-inch o.c. at the 4-inch lap and 7½-inch o.c. in two, equally spaced, staggered center rows	Min. 1.5-inch Sarnatherm-A ISO, Sarnatherm-H ISO or Sarnatherm-R ISO	Sarnacol 2163 or Sarnacol OM-BA	(Optional) Min. 0.25-inch DensDeck Prime	Sarnacol 2163, Sarnacol AD-BA or Sarnacol OM-BA	BB-S2170, BB-S2170-VC, BB-S2175, BB-S2121 or BB-S2121-VC or FB-S2170-VC, FB-S2121, FB-S2121-VC, FB-SAD-FMA 12-inch o.c. or FB-SOM-FMA 12-inch o.c.	-30.0*
LWC-42	Min. 22 ga. type B steel at max. 6 ft spans or or min. 2,500 psi structural concrete	Min. 200 psi, min 2.5-inch Mearlcrete	Base Sheet NB 48 or Base Sheet NB 120	OMG C-R Assembled Base Sheet Fastener (1.7 in.)	7½-inch o.c. at the 4-inch lap and 7½-inch o.c. in two, equally spaced, staggered center rows	Min. 1.5-inch Sarnatherm-A ISO, Sarnatherm-H ISO or Sarnatherm-R ISO	Sarnacol 2163 or Sarnacol OM-BA	(Optional) Min. 0.25-inch DensDeck Prime	Sarnacol 2163, Sarnacol AD-BA or Sarnacol OM-BA	FB-MPG1-EF-ECO, FB-OB500 or FB-TRA	-30.0*

2023 FBC NON-HVHZ

TABLE 4B: LIGHTWEIGHT CONCRETE OVER STEEL OR STRUCTURAL CONCRETE DECKS - NEW CONSTRUCTION OR REROOF (TEAR-OFF)
SYSTEM TYPE B-3: MECHANICALLY ATTACHED ANCHOR SHEET, BONDED INSULATION, BONDED ROOF COVER

REFER TO NOTE 16B FOR VAPOR BARRIER (DRY-IN ROOF) OPTIONS FOR USE BETWEEN STRUCTURAL CONCRETE DECK AND LIGHTWEIGHT CONCRETE

System No.	Deck (Note 1)	Lightweight Concrete (Note 14)	Anchor Sheet			Base Insulation		Top Insulation		Roof Cover (Note 15)	MDP (psf)
			Type	Fasten (Note 11)	Attach	Type	Attach (Notes 6,7,8)	Type	Attach (Notes 6,7,8)		
LWC-43	Min. 22 ga. Steel at max 5 ft spans or min. 2,500 psi structural concrete	Min. 250 psi, min 2-inch thick Mearlcrete.	Base Sheet NB 48 or Base Sheet NB 120	OMG C-R Assembled Base Sheet Fastener (1.7 in.)	7½-inch o.c. at the 4-inch lap and 7½-inch o.c. in two, equally spaced, staggered center rows	Min. 1.5-inch Sarnatherm-A ISO, Sarnatherm-H ISO or Sarnatherm-R ISO	Sarnacol 2163 or Sarnacol OM-BA	(Optional) Min. 0.25-inch DensDeck Prime	Sarnacol 2163, Sarnacol AD-BA or Sarnacol OM-BA	BB-S2170, BB-S2170-VC, BB-S2175, BB-S2121 or BB-S2121-VC or FB-S2170-VC, FB-S2121, FB-S2121-VC, FB-SAD-FMA 12-inch o.c. or FB-SOM-FMA 12-inch o.c.	-30.0*
LWC-44	Min. 22 ga. Steel at max 5 ft spans or min. 2,500 psi structural concrete	Min. 250 psi, min 2-inch thick Mearlcrete.	Base Sheet NB 48 or Base Sheet NB 120	OMG C-R Assembled Base Sheet Fastener (1.7 in.)	7½-inch o.c. at the 4-inch lap and 7½-inch o.c. in two, equally spaced, staggered center rows	Min. 1.5-inch Sarnatherm-A ISO, Sarnatherm-H ISO or Sarnatherm-R ISO	Sarnacol 2163 or Sarnacol OM-BA	(Optional) Min. 0.25-inch DensDeck Prime	Sarnacol 2163, Sarnacol AD-BA or Sarnacol OM-BA	FB-MPG1-EF-ECO, FB-OB500 or FB-TRA	-30.0*

TABLE 4C: LIGHTWEIGHT CONCRETE OVER STEEL OR STRUCTURAL CONCRETE DECKS – NEW CONSTRUCTION OR REROOF (TEAR-OFF)
SYSTEM TYPE B-3: MECHANICALLY ATTACHED ANCHOR SHEET, BONDED INSULATION, BONDED BASE PLY, BONDED ROOF COVER

REFER TO NOTE 16B FOR VAPOR BARRIER (DRY-IN ROOF) OPTIONS FOR USE BETWEEN STRUCTURAL CONCRETE DECK AND LIGHTWEIGHT CONCRETE

System No.	Deck (Note 1)	Lightweight Concrete (Note 14)	Anchor Sheet			Base Insulation		Top Insulation		Primer	Roof Cover (Note 15)			MDP (psf)
			Type	Fasten (Note 11)	Attach	Type	Attach (Notes 6,7,8)	Type	Attach (Notes 6,7,8)		Base Ply	Ply	Cap Ply	
CELCORE (FL2037):														
LWC-45	Min. 22 ga., type B steel at max. 5 ft spans or or min. 2,500 psi structural concrete	Min. 300 psi, min 2-inch thick Celcore MF Cellular Concrete with Celcore HS Rheology Modifying Admixture. After setting to support foot traffic, Celcore PVA Curing Compound is applied.	Base Sheet NB 48 or Base Sheet NB 120	OMG C-R Assembled Base Sheet Fastener (1.7 in.)	7½-inch o.c. at the 4-inch lap and 7½-inch o.c. in two, equally spaced, staggered center rows	Min. 1.5-inch Sarnatherm-A ISO, Sarnatherm-H ISO or Sarnatherm-R ISO	Hot asphalt	Min. 0.25-inch DensDeck Prime	Sarnacol 2163, Sarnacol AD-BA or Sarnacol OM-BA	None	SBS-AA, SBS-VRA-CA or SBS-TA	(Optional) SBS-AA	FB-SAD-FMA 12-inch o.c., FB-SOM-FMA 12-inch o.c., FB-MPG1-EF-ECO or FB-OB500	-30.0
LWC-46	Min. 22 ga., type B steel at max. 5 ft spans or or min. 2,500 psi structural concrete	Min. 300 psi, min 2-inch thick Celcore MF Cellular Concrete with Celcore HS Rheology Modifying Admixture. After setting to support foot traffic, Celcore PVA Curing Compound is applied.	Base Sheet NB 48 or Base Sheet NB 120	OMG C-R Assembled Base Sheet Fastener (1.7 in.)	7½-inch o.c. at the 4-inch lap and 7½-inch o.c. in two, equally spaced, staggered center rows	Min. 1.5-inch Sarnatherm-A ISO, Sarnatherm-H ISO or Sarnatherm-R ISO	Hot asphalt	Min. 0.25-inch DensDeck Prime	Sarnacol 2163, Sarnacol AD-BA or Sarnacol OM-BA	Vapor Retarder Primer SB or VC	Vapor Retarder SA 106, self-adhering	None	FB-SAD-FMA 12-inch o.c., FB-SOM-FMA 12-inch o.c., FB-MPG1-EF-ECO or FB-OB500	-30.0

2023 FBC NON-HVHZ

TABLE 4C: LIGHTWEIGHT CONCRETE OVER STEEL OR STRUCTURAL CONCRETE DECKS – NEW CONSTRUCTION OR REROOF (TEAR-OFF)
SYSTEM TYPE B-3: MECHANICALLY ATTACHED ANCHOR SHEET, BONDED INSULATION, BONDED BASE PLY, BONDED ROOF COVER
REFER TO NOTE 16B FOR VAPOR BARRIER (DRY-IN ROOF) OPTIONS FOR USE BETWEEN STRUCTURAL CONCRETE DECK AND LIGHTWEIGHT CONCRETE

System No.	Deck (Note 1)	Lightweight Concrete (Note 14)	Anchor Sheet			Base Insulation		Top Insulation		Primer	Roof Cover (Note 15)			MDP (psf)
			Type	Fasten (Note 11)	Attach	Type	Attach (Notes 6,7,8)	Type	Attach (Notes 6,7,8)		Base Ply	Ply	Cap Ply	
LWC-47	Min. 22 ga., type B steel at max. 5 ft spans or or min. 2,500 psi structural concrete	Min. 300 psi, min 2-inch thick Celcore MF Cellular Concrete with Celcore HS Rheology Modifying Admixture. After setting to support foot traffic, Celcore PVA Curing Compound is applied.	Base Sheet NB 48 or Base Sheet NB 120	OMG C-R Assembled Base Sheet Fastener (1.7 in.)	7½-inch o.c. at the 4-inch lap and 7½-inch o.c. in two, equally spaced, staggered center rows	Min. 1.5-inch Sarnatherm-A ISO, Sarnatherm-H ISO or Sarnatherm-R ISO	Sarnacol 2163 or Sarnacol OM-BA	Min. 0.25-inch DensDeck Prime	Sarnacol 2163, Sarnacol AD-BA or Sarnacol OM-BA	None	SBS-AA, SBS-VRA-CA or SBS-TA	(Optional) SBS-AA	FB-SAD-FMA 12-inch o.c., FB-SOM-FMA 12-inch o.c., FB-MPG1-EF-ECO or FB-OB500	-30.0*
LWC-48	Min. 22 ga., type B steel at max. 5 ft spans or or min. 2,500 psi structural concrete	Min. 300 psi, min 2-inch thick Celcore MF Cellular Concrete with Celcore HS Rheology Modifying Admixture. After setting to support foot traffic, Celcore PVA Curing Compound is applied.	Base Sheet NB 48 or Base Sheet NB 120	OMG C-R Assembled Base Sheet Fastener (1.7 in.)	7½-inch o.c. at the 4-inch lap and 7½-inch o.c. in two, equally spaced, staggered center rows	Min. 1.5-inch Sarnatherm-A ISO, Sarnatherm-H ISO or Sarnatherm-R ISO	Sarnacol 2163 or Sarnacol OM-BA	Min. 0.25-inch DensDeck Prime	Sarnacol 2163, Sarnacol AD-BA or Sarnacol OM-BA	Vapor Retarder Primer SB or VC	Vapor Retarder SA 106, self-adhering	None	FB-SAD-FMA 12-inch o.c., FB-SOM-FMA 12-inch o.c., FB-MPG1-EF-ECO or FB-OB500	-30.0*
CONCRECEL (FL5584 & FL10500):														
LWC-49	Min. 22 ga. Steel at max 5 ft spans or min. 2,500 psi structural concrete	Concrecel Bonding Agent on deck; Min. 300 psi, min 2¼-inch thick Concrecel Concrete.	Base Sheet NB 48 or Base Sheet NB 120	OMG C-R Assembled Base Sheet Fastener (1.7 in.)	7½-inch o.c. at the 4-inch lap and 7½-inch o.c. in two, equally spaced, staggered center rows	Min. 1.5-inch Sarnatherm-A ISO, Sarnatherm-H ISO or Sarnatherm-R ISO	Hot asphalt	Min. 0.25-inch DensDeck Prime	Sarnacol 2163, Sarnacol AD-BA or Sarnacol OM-BA	None	SBS-AA, SBS-VRA-CA or SBS-TA	(Optional) SBS-AA	FB-SAD-FMA 12-inch o.c., FB-SOM-FMA 12-inch o.c., FB-MPG1-EF-ECO or FB-OB500	-30.0
LWC-50	Min. 22 ga. Steel at max 5 ft spans or min. 2,500 psi structural concrete	Concrecel Bonding Agent on deck; Min. 300 psi, min 2¼-inch thick Concrecel Concrete.	Base Sheet NB 48 or Base Sheet NB 120	OMG C-R Assembled Base Sheet Fastener (1.7 in.)	7½-inch o.c. at the 4-inch lap and 7½-inch o.c. in two, equally spaced, staggered center rows	Min. 1.5-inch Sarnatherm-A ISO, Sarnatherm-H ISO or Sarnatherm-R ISO	Hot asphalt	Min. 0.25-inch DensDeck Prime	Sarnacol 2163, Sarnacol AD-BA or Sarnacol OM-BA	Vapor Retarder Primer SB or VC	Vapor Retarder SA 106, self-adhering	None	FB-SAD-FMA 12-inch o.c., FB-SOM-FMA 12-inch o.c., FB-MPG1-EF-ECO or FB-OB500	-30.0
LWC-51	Min. 22 ga. Steel at max 5 ft spans or min. 2,500 psi structural concrete	Concrecel Bonding Agent on deck; Min. 300 psi, min 2¼-inch thick Concrecel Concrete.	Base Sheet NB 48 or Base Sheet NB 120	OMG C-R Assembled Base Sheet Fastener (1.7 in.)	7½-inch o.c. at the 4-inch lap and 7½-inch o.c. in two, equally spaced, staggered center rows	Min. 1.5-inch Sarnatherm-A ISO, Sarnatherm-H ISO or Sarnatherm-R ISO	Sarnacol 2163 or Sarnacol OM-BA	Min. 0.25-inch DensDeck Prime	Sarnacol 2163, Sarnacol AD-BA or Sarnacol OM-BA	None	SBS-AA, SBS-VRA-CA or SBS-TA	(Optional) SBS-AA	FB-SAD-FMA 12-inch o.c., FB-SOM-FMA 12-inch o.c., FB-MPG1-EF-ECO or FB-OB500	-30.0*

2023 FBC NON-HVHZ

TABLE 4C: LIGHTWEIGHT CONCRETE OVER STEEL OR STRUCTURAL CONCRETE DECKS – NEW CONSTRUCTION OR REROOF (TEAR-OFF)
SYSTEM TYPE B-3: MECHANICALLY ATTACHED ANCHOR SHEET, BONDED INSULATION, BONDED BASE PLY, BONDED ROOF COVER
REFER TO NOTE 16B FOR VAPOR BARRIER (DRY-IN ROOF) OPTIONS FOR USE BETWEEN STRUCTURAL CONCRETE DECK AND LIGHTWEIGHT CONCRETE

System No.	Deck (Note 1)	Lightweight Concrete (Note 14)	Anchor Sheet			Base Insulation		Top Insulation		Primer	Roof Cover (Note 15)			MDP (psf)
			Type	Fasten (Note 11)	Attach	Type	Attach (Notes 6,7,8)	Type	Attach (Notes 6,7,8)		Base Ply	Ply	Cap Ply	
LWC-52	Min. 22 ga. Steel at max 5 ft spans or min. 2,500 psi structural concrete	Concrecel Bonding Agent on deck; Min. 300 psi, min 2¼-inch thick Concrecel Concrete.	Base Sheet NB 48 or Base Sheet NB 120	OMG C-R Assembled Base Sheet Fastener (1.7 in.)	7½-inch o.c. at the 4-inch lap and 7½-inch o.c. in two, equally spaced, staggered center rows	Min. 1.5-inch Sarnatherm-A ISO, Sarnatherm-H ISO or Sarnatherm-R ISO	Sarnacol 2163 or Sarnacol OM-BA	Min. 0.25-inch DensDeck Prime	Sarnacol 2163, Sarnacol AD-BA or Sarnacol OM-BA	Vapor Retarder Primer SB or VC	Vapor Retarder SA 106, self-adhering	None	FB-SAD-FMA 12-inch o.c., FB-SOM-FMA 12-inch o.c., FB-MPG1-EF-ECO or FB-OB500	-30.0*
ELASTIZELL (FL4994):														
LWC-53	Min. 26 ga. Steel at max. 5 ft spans or min. 2,500 psi structural concrete	Min. 200 psi, min 2-inch thick Range II Elastizell Lightweight Insulating Concrete.	Base Sheet NB 48 or Base Sheet NB 120	OMG C-R Assembled Base Sheet Fastener (1.7 in.)	7½-inch o.c. at the 4-inch lap and 7½-inch o.c. in two, equally spaced, staggered center rows	Min. 1.5-inch Sarnatherm-A ISO, Sarnatherm-H ISO or Sarnatherm-R ISO	Hot asphalt	Min. 0.25-inch DensDeck Prime	Sarnacol 2163, Sarnacol AD-BA or Sarnacol OM-BA	None	SBS-AA, SBS-VRA-CA or SBS-TA	(Optional) SBS-AA	FB-SAD-FMA 12-inch o.c., FB-SOM-FMA 12-inch o.c., FB-MPG1-EF-ECO or FB-OB500	-30.0
LWC-54	Min. 26 ga. Steel at max. 5 ft spans or min. 2,500 psi structural concrete	Min. 200 psi, min 2-inch thick Range II Elastizell Lightweight Insulating Concrete.	Base Sheet NB 48 or Base Sheet NB 120	OMG C-R Assembled Base Sheet Fastener (1.7 in.)	7½-inch o.c. at the 4-inch lap and 7½-inch o.c. in two, equally spaced, staggered center rows	Min. 1.5-inch Sarnatherm-A ISO, Sarnatherm-H ISO or Sarnatherm-R ISO	Hot asphalt	Min. 0.25-inch DensDeck Prime	Sarnacol 2163, Sarnacol AD-BA or Sarnacol OM-BA	Vapor Retarder Primer SB or VC	Vapor Retarder SA 106, self-adhering	None	FB-SAD-FMA 12-inch o.c., FB-SOM-FMA 12-inch o.c., FB-MPG1-EF-ECO or FB-OB500	-30.0
LWC-55	Min. 22 ga. type B steel at max. 6 ft spans or or min. 2,500 psi structural concrete	Min. 200 psi, min 2.5-inch thick Range II Elastizell Lightweight Insulating Concrete.	Base Sheet NB 48 or Base Sheet NB 120	OMG C-R Assembled Base Sheet Fastener (1.7 in.)	7½-inch o.c. at the 4-inch lap and 7½-inch o.c. in two, equally spaced, staggered center rows	Min. 1.5-inch Sarnatherm-A ISO, Sarnatherm-H ISO or Sarnatherm-R ISO	Hot asphalt	Min. 0.25-inch DensDeck Prime	Sarnacol 2163, Sarnacol AD-BA or Sarnacol OM-BA	None	SBS-AA, SBS-VRA-CA or SBS-TA	(Optional) SBS-AA	FB-SAD-FMA 12-inch o.c., FB-SOM-FMA 12-inch o.c., FB-MPG1-EF-ECO or FB-OB500	-30.0
LWC-56	Min. 22 ga. type B steel at max. 6 ft spans or or min. 2,500 psi structural concrete	Min. 200 psi, min 2.5-inch thick Range II Elastizell Lightweight Insulating Concrete.	Base Sheet NB 48 or Base Sheet NB 120	OMG C-R Assembled Base Sheet Fastener (1.7 in.)	7½-inch o.c. at the 4-inch lap and 7½-inch o.c. in two, equally spaced, staggered center rows	Min. 1.5-inch Sarnatherm-A ISO, Sarnatherm-H ISO or Sarnatherm-R ISO	Hot asphalt	Min. 0.25-inch DensDeck Prime	Sarnacol 2163, Sarnacol AD-BA or Sarnacol OM-BA	Vapor Retarder Primer SB or VC	Vapor Retarder SA 106, self-adhering	None	FB-SAD-FMA 12-inch o.c., FB-SOM-FMA 12-inch o.c., FB-MPG1-EF-ECO or FB-OB500	-30.0

2023 FBC NON-HVHZ

TABLE 4C: LIGHTWEIGHT CONCRETE OVER STEEL OR STRUCTURAL CONCRETE DECKS – NEW CONSTRUCTION OR REROOF (TEAR-OFF)
SYSTEM TYPE B-3: MECHANICALLY ATTACHED ANCHOR SHEET, BONDED INSULATION, BONDED BASE PLY, BONDED ROOF COVER
REFER TO NOTE 16B FOR VAPOR BARRIER (DRY-IN ROOF) OPTIONS FOR USE BETWEEN STRUCTURAL CONCRETE DECK AND LIGHTWEIGHT CONCRETE

System No.	Deck (Note 1)	Lightweight Concrete (Note 14)	Anchor Sheet			Base Insulation		Top Insulation		Primer	Roof Cover (Note 15)			MDP (psf)
			Type	Fasten (Note 11)	Attach	Type	Attach (Notes 6,7,8)	Type	Attach (Notes 6,7,8)		Base Ply	Ply	Cap Ply	
LWC-57	Min. 26 ga. Steel at max 5 ft spans or min. 2,500 psi structural concrete	Min. 200 psi, min 2-inch thick Range II Elastizell Lightweight Insulating Concrete.	Base Sheet NB 48 or Base Sheet NB 120	OMG C-R Assembled Base Sheet Fastener (1.7 in.)	7½-inch o.c. at the 4-inch lap and 7½-inch o.c. in two, equally spaced, staggered center rows	Min. 1.5-inch Sarnatherm-A ISO, Sarnatherm-H ISO or Sarnatherm-R ISO	Sarnacol 2163 or Sarnacol OM-BA	Min. 0.25-inch DensDeck Prime	Sarnacol 2163, Sarnacol AD-BA or Sarnacol OM-BA	None	SBS-AA, SBS-VRA-CA or SBS-TA	(Optional) SBS-AA	FB-SAD-FMA 12-inch o.c., FB-SOM-FMA 12-inch o.c., FB-MPG1-EF-ECO or FB-OB500	-30.0*
LWC-58	Min. 26 ga. Steel at max 5 ft spans or min. 2,500 psi structural concrete	Min. 200 psi, min 2-inch thick Range II Elastizell Lightweight Insulating Concrete.	Base Sheet NB 48 or Base Sheet NB 120	OMG C-R Assembled Base Sheet Fastener (1.7 in.)	7½-inch o.c. at the 4-inch lap and 7½-inch o.c. in two, equally spaced, staggered center rows	Min. 1.5-inch Sarnatherm-A ISO, Sarnatherm-H ISO or Sarnatherm-R ISO	Sarnacol 2163 or Sarnacol OM-BA	Min. 0.25-inch DensDeck Prime	Sarnacol 2163, Sarnacol AD-BA or Sarnacol OM-BA	Vapor Retarder Primer SB or VC	Vapor Retarder SA 106, self-adhering	None	FB-SAD-FMA 12-inch o.c., FB-SOM-FMA 12-inch o.c., FB-MPG1-EF-ECO or FB-OB500	-30.0*
LWC-59	Min. 22 ga. type B steel at max. 6 ft spans or or min. 2,500 psi structural concrete	Min. 200 psi, min 2.5-inch thick Range II Elastizell Lightweight Insulating Concrete.	Base Sheet NB 48 or Base Sheet NB 120	OMG C-R Assembled Base Sheet Fastener (1.7 in.)	7½-inch o.c. at the 4-inch lap and 7½-inch o.c. in two, equally spaced, staggered center rows	Min. 1.5-inch Sarnatherm-A ISO, Sarnatherm-H ISO or Sarnatherm-R ISO	Sarnacol 2163 or Sarnacol OM-BA	Min. 0.25-inch DensDeck Prime	Sarnacol 2163, Sarnacol AD-BA or Sarnacol OM-BA	None	SBS-AA, SBS-VRA-CA or SBS-TA	(Optional) SBS-AA	FB-SAD-FMA 12-inch o.c., FB-SOM-FMA 12-inch o.c., FB-MPG1-EF-ECO or FB-OB500	-30.0*
LWC-60	Min. 22 ga. type B steel at max. 6 ft spans or or min. 2,500 psi structural concrete	Min. 200 psi, min 2.5-inch thick Range II Elastizell Lightweight Insulating Concrete.	Base Sheet NB 48 or Base Sheet NB 120	OMG C-R Assembled Base Sheet Fastener (1.7 in.)	7½-inch o.c. at the 4-inch lap and 7½-inch o.c. in two, equally spaced, staggered center rows	Min. 1.5-inch Sarnatherm-A ISO, Sarnatherm-H ISO or Sarnatherm-R ISO	Sarnacol 2163 or Sarnacol OM-BA	Min. 0.25-inch DensDeck Prime	Sarnacol 2163, Sarnacol AD-BA or Sarnacol OM-BA	Vapor Retarder Primer SB or VC	Vapor Retarder SA 106, self-adhering	None	FB-SAD-FMA 12-inch o.c., FB-SOM-FMA 12-inch o.c., FB-MPG1-EF-ECO or FB-OB500	-30.0*
MEARLCRETE (FL13492):														
LWC-61	Min. 22 ga. type B steel at max. 6 ft spans or or min. 2,500 psi structural concrete	Min. 200 psi, Min. 2.5-inch thick Mearlcrete	Base Sheet NB 48 or Base Sheet NB 120	OMG C-R Assembled Base Sheet Fastener (1.7 in.)	7½-inch o.c. at the 4-inch lap and 7½-inch o.c. in two, equally spaced, staggered center rows	Min. 1.5-inch Sarnatherm-A ISO, Sarnatherm-H ISO or Sarnatherm-R ISO	Hot asphalt	Min. 0.25-inch DensDeck Prime	Sarnacol 2163, Sarnacol AD-BA or Sarnacol OM-BA	None	SBS-AA, SBS-VRA-CA or SBS-TA	(Optional) SBS-AA	FB-SAD-FMA 12-inch o.c., FB-SOM-FMA 12-inch o.c., FB-MPG1-EF-ECO or FB-OB500	-30.0

2023 FBC NON-HVHZ

TABLE 4C: LIGHTWEIGHT CONCRETE OVER STEEL OR STRUCTURAL CONCRETE DECKS – NEW CONSTRUCTION OR REROOF (TEAR-OFF)
SYSTEM TYPE B-3: MECHANICALLY ATTACHED ANCHOR SHEET, BONDED INSULATION, BONDED BASE PLY, BONDED ROOF COVER
REFER TO NOTE 16B FOR VAPOR BARRIER (DRY-IN ROOF) OPTIONS FOR USE BETWEEN STRUCTURAL CONCRETE DECK AND LIGHTWEIGHT CONCRETE

System No.	Deck (Note 1)	Lightweight Concrete (Note 14)	Anchor Sheet			Base Insulation		Top Insulation		Primer	Roof Cover (Note 15)			MDP (psf)
			Type	Fasten (Note 11)	Attach	Type	Attach (Notes 6,7,8)	Type	Attach (Notes 6,7,8)		Base Ply	Ply	Cap Ply	
LWC-62	Min. 22 ga. type B steel at max. 6 ft spans or or min. 2,500 psi structural concrete	Min. 200 psi, Min. 2.5-inch thick Mearlcrete	Base Sheet NB 48 or Base Sheet NB 120	OMG C-R Assembled Base Sheet Fastener (1.7 in.)	7½-inch o.c. at the 4-inch lap and 7½-inch o.c. in two, equally spaced, staggered center rows	Min. 1.5-inch Sarnatherm-A ISO, Sarnatherm-H ISO or Sarnatherm-R ISO	Hot asphalt	Min. 0.25-inch DensDeck Prime	Sarnacol 2163, Sarnacol AD-BA or Sarnacol OM-BA	Vapor Retarder Primer SB or VC	Vapor Retarder SA 106, self-adhering	None	FB-SAD-FMA 12-inch o.c., FB-SOM-FMA 12-inch o.c., FB-MPG1-EF-ECO or FB-OB500	-30.0
LWC-63	Min. 22 ga. Steel at max 5 ft spans or min. 2,500 psi structural concrete	Min. 250 psi, min 2-inch thick Mearlcrete.	Base Sheet NB 48 or Base Sheet NB 120	OMG C-R Assembled Base Sheet Fastener (1.7 in.)	7½-inch o.c. at the 4-inch lap and 7½-inch o.c. in two, equally spaced, staggered center rows	Min. 1.5-inch Sarnatherm-A ISO, Sarnatherm-H ISO or Sarnatherm-R ISO	Hot asphalt	Min. 0.25-inch DensDeck Prime	Sarnacol 2163, Sarnacol AD-BA or Sarnacol OM-BA	None	SBS-AA, SBS-VRA-CA or SBS-TA	(Optional) SBS-AA	FB-SAD-FMA 12-inch o.c., FB-SOM-FMA 12-inch o.c., FB-MPG1-EF-ECO or FB-OB500	-30.0
LWC-64	Min. 22 ga. Steel at max 5 ft spans or min. 2,500 psi structural concrete	Min. 250 psi, min 2-inch thick Mearlcrete.	Base Sheet NB 48 or Base Sheet NB 120	OMG C-R Assembled Base Sheet Fastener (1.7 in.)	7½-inch o.c. at the 4-inch lap and 7½-inch o.c. in two, equally spaced, staggered center rows	Min. 1.5-inch Sarnatherm-A ISO, Sarnatherm-H ISO or Sarnatherm-R ISO	Hot asphalt	Min. 0.25-inch DensDeck Prime	Sarnacol 2163, Sarnacol AD-BA or Sarnacol OM-BA	Vapor Retarder Primer SB or VC	Vapor Retarder SA 106, self-adhering	None	FB-SAD-FMA 12-inch o.c., FB-SOM-FMA 12-inch o.c., FB-MPG1-EF-ECO or FB-OB500	-30.0
LWC-65	Min. 22 ga. type B steel at max. 6 ft spans or or min. 2,500 psi structural concrete	Min. 200 psi, Min. 2.5-inch thick Mearlcrete	Base Sheet NB 48 or Base Sheet NB 120	OMG C-R Assembled Base Sheet Fastener (1.7 in.)	7½-inch o.c. at the 4-inch lap and 7½-inch o.c. in two, equally spaced, staggered center rows	Min. 1.5-inch Sarnatherm-A ISO, Sarnatherm-H ISO or Sarnatherm-R ISO	Sarnacol 2163 or Sarnacol OM-BA	Min. 0.25-inch DensDeck Prime	Sarnacol 2163, Sarnacol AD-BA or Sarnacol OM-BA	None	SBS-AA, SBS-VRA-CA or SBS-TA	(Optional) SBS-AA	FB-SAD-FMA 12-inch o.c., FB-SOM-FMA 12-inch o.c., FB-MPG1-EF-ECO or FB-OB500	-30.0*
LWC-66	Min. 22 ga. type B steel at max. 6 ft spans or or min. 2,500 psi structural concrete	Min. 200 psi, Min. 2.5-inch thick Mearlcrete	Base Sheet NB 48 or Base Sheet NB 120	OMG C-R Assembled Base Sheet Fastener (1.7 in.)	7½-inch o.c. at the 4-inch lap and 7½-inch o.c. in two, equally spaced, staggered center rows	Min. 1.5-inch Sarnatherm-A ISO, Sarnatherm-H ISO or Sarnatherm-R ISO	Sarnacol 2163 or Sarnacol OM-BA	Min. 0.25-inch DensDeck Prime	Sarnacol 2163, Sarnacol AD-BA or Sarnacol OM-BA	Vapor Retarder Primer SB or VC	Vapor Retarder SA 106, self-adhering	None	FB-SAD-FMA 12-inch o.c., FB-SOM-FMA 12-inch o.c., FB-MPG1-EF-ECO or FB-OB500	-30.0*
LWC-67	Min. 22 ga. Steel at max 5 ft spans or min. 2,500 psi structural concrete	Min. 250 psi, min 2-inch thick Mearlcrete.	Base Sheet NB 48 or Base Sheet NB 120	OMG C-R Assembled Base Sheet Fastener (1.7 in.)	7½-inch o.c. at the 4-inch lap and 7½-inch o.c. in two, equally spaced, staggered center rows	Min. 1.5-inch Sarnatherm-A ISO, Sarnatherm-H ISO or Sarnatherm-R ISO	Sarnacol 2163 or Sarnacol OM-BA	Min. 0.25-inch DensDeck Prime	Sarnacol 2163, Sarnacol AD-BA or Sarnacol OM-BA	None	SBS-AA, SBS-VRA-CA or SBS-TA	(Optional) SBS-AA	FB-SAD-FMA 12-inch o.c., FB-SOM-FMA 12-inch o.c., FB-MPG1-EF-ECO or FB-OB500	-30.0*

2023 FBC NON-HVHZ

TABLE 4C: LIGHTWEIGHT CONCRETE OVER STEEL OR STRUCTURAL CONCRETE DECKS – NEW CONSTRUCTION OR REROOF (TEAR-OFF)
SYSTEM TYPE B-3: MECHANICALLY ATTACHED ANCHOR SHEET, BONDED INSULATION, BONDED BASE PLY, BONDED ROOF COVER
REFER TO NOTE 16B FOR VAPOR BARRIER (DRY-IN ROOF) OPTIONS FOR USE BETWEEN STRUCTURAL CONCRETE DECK AND LIGHTWEIGHT CONCRETE

System No.	Deck (Note 1)	Lightweight Concrete (Note 14)	Anchor Sheet			Base Insulation		Top Insulation		Primer	Roof Cover (Note 15)			MDP (psf)
			Type	Fasten (Note 11)	Attach	Type	Attach (Notes 6,7,8)	Type	Attach (Notes 6,7,8)		Base Ply	Ply	Cap Ply	
LWC-68	Min. 22 ga. Steel at max 5 ft spans or min. 2,500 psi structural concrete	Min. 250 psi, min 2-inch thick Mearlcrete.	Base Sheet NB 48 or Base Sheet NB 120	OMG C-R Assembled Base Sheet Fastener (1.7 in.)	7½-inch o.c. at the 4-inch lap and 7½-inch o.c. in two, equally spaced, staggered center rows	Min. 1.5-inch Sarnatherm-A ISO, Sarnatherm-H ISO or Sarnatherm-R ISO	Sarnacol 2163 or Sarnacol OM-BA	Min. 0.25-inch DensDeck Prime	Sarnacol 2163, Sarnacol AD-BA or Sarnacol OM-BA	Vapor Retarder Primer SB or VC	Vapor Retarder SA 106, self-adhering	None	FB-SAD-FMA 12-inch o.c., FB-SOM-FMA 12-inch o.c., FB-MPG1-EF-ECO or FB-OB500	-30.0*

TABLE 4D: LIGHTWEIGHT CONCRETE OVER STEEL OR STRUCTURAL CONCRETE DECKS – NEW CONSTRUCTION OR REROOF (TEAR-OFF)
SYSTEM TYPE E-2: NON-INSULATED, MECHANICALLY ATTACHED BASE SHEET, BONDED BASE PLY, BONDED ROOF COVER
REFER TO NOTE 16B FOR VAPOR BARRIER (DRY-IN ROOF) OPTIONS FOR USE BETWEEN STRUCTURAL CONCRETE DECK AND LIGHTWEIGHT CONCRETE

System No.	Deck (Note 1)	Lightweight Concrete (Note 14)	Base Sheet			Roof Cover (Note 15)			MDP (psf)
			Base	Fasteners (Note 11)	Spacing	Base Ply	Ply	Cap Ply	
CELCORE (FL2037):									
LWC-69	Min. 22 ga., type B steel at max. 6 ft spans or or min. 2,500 psi structural concrete	Min. 350 psi, min 2-inch thick Celcore MF Cellular Concrete with Celcore HS Rheology Modifying Admixture. Celcore PVA Curing Compound is applied.	Base Sheet NB 48, Base Sheet NB 120 or Ply Sheet HA 118	OMG C-R Assembled Base Sheet Fastener (1.7 in.)	9-inch o.c. at 4-inch laps and 12-inch o.c. in two, equally spaced, staggered center rows	SBS-AA or SBS-TA	(Optional) SBS-AA	FB-SAD-FMA 12-inch o.c., FB-SOM-FMA 12-inch o.c., FB-MPG1-EF-ECO or FB-OB500	-60.0
LWC-70	Min. 22 ga., type B or BV, Grade 33 steel at max. 5 ft spans or min. 2,500 psi structural concrete	Min. 300 psi, min 2-inch thick Celcore MF Cellular Concrete with Celcore HS Rheology Modifying Admixture. After setting to support foot traffic, Celcore PVA Curing Compound is applied.	Base Sheet NB 60	OMG C-R Assembled Base Sheet Fastener (1.7 in.)	9-inch o.c. at 4-inch laps and 12-inch o.c. in two, equally spaced, staggered center rows	SBS-TA	(Optional) SBS-AA	FB-SAD-FMA 12-inch o.c., FB-SOM-FMA 12-inch o.c., FB-MPG1-EF-ECO or FB-OB500	-60.0
LWC-71	Min. 22 ga., type B or BV, Grade 33 steel at max. 6 ft spans or min. 2,500 psi structural concrete	Min. 300 psi, min 2-inch thick Celcore MF Cellular Concrete with Celcore HS Rheology Modifying Admixture. After setting to support foot traffic, Celcore PVA Curing Compound is applied.	Base Sheet NB 60	OMG C-R Assembled Base Sheet Fastener (1.7 in.)	7-inch o.c. at the 3-inch lap and 7-inch o.c. in two, equally spaced, staggered center rows	SBS-TA	(Optional) SBS-AA	FB-SAD-FMA 12-inch o.c., FB-SOM-FMA 12-inch o.c., FB-MPG1-EF-ECO or FB-OB500	-67.5
LWC-72	Min. 22 ga., Type B, Grade 33 steel at max 5 ft spans or min. 2,500 psi structural concrete	Min. 300 psi, min 2-inch thick Celcore Cellular Concrete. After setting to support foot traffic, Celcore PVA Curing Compound is applied.	Base Sheet NB 48, Base Sheet NB 120 or Ply Sheet HA 118	OMG C-R Assembled Base Sheet Fastener (1.7 in.)	7-inch o.c. at the 3-inch lap and 7-inch o.c. in two, equally spaced, staggered center rows	SBS-AA or SBS-TA	(Optional) SBS-AA	FB-SAD-FMA 12-inch o.c., FB-SOM-FMA 12-inch o.c., FB-MPG1-EF-ECO or FB-OB500	-75.0

2023 FBC NON-HVHZ

TABLE 4D: LIGHTWEIGHT CONCRETE OVER STEEL OR STRUCTURAL CONCRETE DECKS – NEW CONSTRUCTION OR REROOF (TEAR-OFF) SYSTEM TYPE E-2: NON-INSULATED, MECHANICALLY ATTACHED BASE SHEET, BONDED BASE PLY, BONDED ROOF COVER *REFER TO NOTE 16B FOR VAPOR BARRIER (DRY-IN ROOF) OPTIONS FOR USE BETWEEN STRUCTURAL CONCRETE DECK AND LIGHTWEIGHT CONCRETE*									
System No.	Deck (Note 1)	Lightweight Concrete (Note 14)	Base Sheet			Roof Cover (Note 15)			MDP (psf)
			Base	Fasteners (Note 11)	Spacing	Base Ply	Ply	Cap Ply	
LWC-73	Min. 22 ga., type B, Grade 33 steel at max. 5 ft spans or min. 2,500 psi structural concrete	Min. 300 psi, min 2-inch thick Celcore Cellular Concrete. After setting to support foot traffic, Celcore PVA Curing Compound is applied.	Base Sheet NB 60	OMG C-R Assembled Base Sheet Fastener (1.7 in.)	7-inch o.c. at the 3-inch lap and 7-inch o.c. in two, equally spaced, staggered center rows	SBS-TA	(Optional) SBS-AA	FB-SAD-FMA 12-inch o.c., FB-SOM-FMA 12-inch o.c., FB-MPG1-EF-ECO or FB-OB500	-75.0
CONCRECEL (FL5584 & FL10500):									
LWC-74	Min. 22 ga., Type BV, Grade 80 steel at max 5 ft spans or min. 2,500 psi structural concrete	Concrecel Bonding Agent on deck; Min. 300 psi, min 2¼-inch thick Concrecel Concrete. After setting to support foot traffic, Concrecel Curing Compound is applied.	Base Sheet NB 48 or Base Sheet NB 120	OMG C-R Assembled Base Sheet Fastener (1.7 in.)	7-inch o.c. at the 3-inch lap and 7-inch o.c. in two, equally spaced, staggered center rows	SBS-AA or SBS-TA	(Optional) SBS-AA	FB-SAD-FMA 12-inch o.c., FB-SOM-FMA 12-inch o.c., FB-MPG1-EF-ECO or FB-OB500	-52.5
LWC-75	Min. 22 ga. Type BV, Grade 80 steel at max 5 ft spans or structural concrete	Concrecel Bonding Agent on deck; Min. 300 psi, min 2¼-inch thick Concrecel Concrete. After setting to support foot traffic, Concrecel Curing Compound is applied.	Ply Sheet HA 118	OMG C-R Assembled Base Sheet Fastener (1.7 in.)	7-inch o.c. at the 4-inch laps and 7-inch o.c. in two equally spaced, staggered center rows	SBS-AA or SBS-TA	(Optional) SBS-AA	FB-SAD-FMA 12-inch o.c., FB-SOM-FMA 12-inch o.c., FB-MPG1-EF-ECO or FB-OB500	-82.5
LWC-76	Min. 22 ga., Type BV, Grade 80 steel at max 5 ft spans or structural concrete	Concrecel Bonding Agent on deck; Min. 300 psi, min 2¼-inch thick Concrecel Concrete. After setting to support foot traffic, Concrecel Curing Compound is applied.	Base Sheet NB 60	OMG C-R Assembled Base Sheet Fastener (1.7 in.)	7-inch o.c. at the 4-inch laps and 7-inch o.c. in two equally spaced, staggered center rows	SBS-TA	(Optional) SBS-AA	FB-SAD-FMA 12-inch o.c., FB-SOM-FMA 12-inch o.c., FB-MPG1-EF-ECO or FB-OB500	-82.5
ELASTIZELL (FL4994):									
LWC-77	Min. 26 ga. Steel at max 5 ft spans or min. 2,500 psi structural concrete	Min. 200 psi, min 2-inch thick Range II Elastizell Lightweight Insulating Concrete.	Base Sheet NB 48, Base Sheet NB 120 or Ply Sheet HA 118	OMG C-R Assembled Base Sheet Fastener (1.7 in.)	7½-inch o.c. at the 4-inch lap and 7½-inch o.c. in two, equally spaced, staggered center rows	SBS-AA or SBS-TA	(Optional) SBS-AA	FB-SAD-FMA 12-inch o.c., FB-SOM-FMA 12-inch o.c., FB-MPG1-EF-ECO or FB-OB500	-30.0
LWC-78	Min. 26 ga. Steel at max 5 ft spans or min. 2,500 psi structural concrete	Min. 200 psi, min 2-inch thick Range II Elastizell Lightweight Insulating Concrete.	Base Sheet NB 60	OMG C-R Assembled Base Sheet Fastener (1.7 in.)	7½-inch o.c. at the 4-inch lap and 7½-inch o.c. in two, equally spaced, staggered center rows	SBS-TA	(Optional) SBS-AA	FB-SAD-FMA 12-inch o.c., FB-SOM-FMA 12-inch o.c., FB-MPG1-EF-ECO or FB-OB500	-30.0
LWC-79	Min. 22 ga. type B steel at max. 6 ft spans or or min. 2,500 psi structural concrete	Min. 200 psi, min 2.5-inch thick Range II Elastizell Lightweight Insulating Concrete.	Base Sheet NB 48, Base Sheet NB 120 or Ply Sheet HA 118	OMG C-R Assembled Base Sheet Fastener (1.7 in.)	7-inch o.c. at the 4-inch laps and 7-inch o.c. in two equally spaced, staggered center rows	SBS-AA or SBS-TA	(Optional) SBS-AA	FB-SAD-FMA 12-inch o.c., FB-SOM-FMA 12-inch o.c., FB-MPG1-EF-ECO or FB-OB500	-45.0

2023 FBC NON-HVHZ

TABLE 4D: LIGHTWEIGHT CONCRETE OVER STEEL OR STRUCTURAL CONCRETE DECKS – NEW CONSTRUCTION OR REROOF (TEAR-OFF) SYSTEM TYPE E-2: NON-INSULATED, MECHANICALLY ATTACHED BASE SHEET, BONDED BASE PLY, BONDED ROOF COVER *REFER TO NOTE 16B FOR VAPOR BARRIER (DRY-IN ROOF) OPTIONS FOR USE BETWEEN STRUCTURAL CONCRETE DECK AND LIGHTWEIGHT CONCRETE*									
System No.	Deck (Note 1)	Lightweight Concrete (Note 14)	Base Sheet			Roof Cover (Note 15)			MDP (psf)
			Base	Fasteners (Note 11)	Spacing	Base Ply	Ply	Cap Ply	
LWC-80	Min. 22 ga. type B steel at max. 6 ft spans or or min. 2,500 psi structural concrete	Min. 200 psi, min 2.5-inch thick Range II Elastizell Lightweight Insulating Concrete.	Base Sheet NB 60	OMG C-R Assembled Base Sheet Fastener (1.7 in.)	7-inch o.c. at the 4-inch laps and 7-inch o.c. in two equally spaced, staggered center rows	SBS-TA	(Optional) SBS-AA	FB-SAD-FMA 12-inch o.c., FB-SOM-FMA 12-inch o.c., FB-MPG1-EF-ECO or FB-OB500	-45.0
MEARLCRETE (FL13492):									
LWC-81	Min. 22 ga. type B steel at max. 6 ft spans or or min. 2,500 psi structural concrete	Min. 200 psi, min. 2.5-inch thick Mearlcrete	Base Sheet NB 48, Base Sheet NB 120 or Ply Sheet HA 118	OMG C-R Assembled Base Sheet Fastener (1.7 in.)	7-inch o.c. at the 4-inch laps and 7-inch o.c. in two equally spaced, staggered center rows	SBS-AA or SBS-TA	(Optional) SBS-AA	FB-SAD-FMA 12-inch o.c., FB-SOM-FMA 12-inch o.c., FB-MPG1-EF-ECO or FB-OB500	-45.0
LWC-82	Min. 22 ga. type B steel at max. 6 ft spans or or min. 2,500 psi structural concrete	Min. 200 psi, min. 2.5-inch thick Mearlcrete	Base Sheet NB 60	OMG C-R Assembled Base Sheet Fastener (1.7 in.)	7-inch o.c. at the 4-inch laps and 7-inch o.c. in two equally spaced, staggered center rows	SBS-TA	(Optional) SBS-AA	FB-SAD-FMA 12-inch o.c., FB-SOM-FMA 12-inch o.c., FB-MPG1-EF-ECO or FB-OB500	-45.0
LWC-83	Min. 22 ga. Steel at max 5 ft spans or min. 2,500 psi structural concrete	Min. 300 psi, min 2-inch thick Mearlcrete.	Base Sheet NB 48, Base Sheet NB 120 or Ply Sheet HA 118	OMG C-R Assembled Base Sheet Fastener (1.7 in.)	7-inch o.c. at the 4-inch lap and 7-inch o.c. in two, equally spaced, staggered center rows	SBS-AA or SBS-TA	(Optional) SBS-AA	FB-SAD-FMA 12-inch o.c., FB-SOM-FMA 12-inch o.c., FB-MPG1-EF-ECO or FB-OB500	-52.5
LWC-84	Min. 22 ga. Steel at max 5 ft spans or min. 2,500 psi structural concrete	Min. 300 psi, min 2-inch thick Mearlcrete.	Base Sheet NB 60	OMG C-R Assembled Base Sheet Fastener (1.7 in.)	7-inch o.c. at the 4-inch lap and 7-inch o.c. in two, equally spaced, staggered center rows	SBS-TA	(Optional) SBS-AA	FB-SAD-FMA 12-inch o.c., FB-SOM-FMA 12-inch o.c., FB-MPG1-EF-ECO or FB-OB500	-52.5

2023 FBC NON-HVHZ

TABLE 4E: LIGHTWEIGHT CONCRETE OVER STEEL DECKS – NEW CONSTRUCTION OR REROOF (TEAR-OFF)

SYSTEM TYPE E-2: THERMAL BARRIER TO DECK, VAPOR BARRIER TO THERMAL BARRIER, LWC TO VAPOR BARRIER, NON-INSULATED, MECHANICALLY ATTACHED BASE SHEET, BONDED ROOF COVER

System No.	Deck (Note 1)	Thermal Barrier			Primer	Vapor Barrier (Note 15)	Lightweight Concrete (Note 14)	Base Sheet			Roof Cover (Note 15)			MDP (psf)
		Type	Fasten (Note 11)	Attach				Base	Fasten (Note 11)	Spacing	Base Ply	Ply	Cap Ply	
CONCRECEL (FL5584 & FL10500):														
LWC-85	Min. 22 ga., Type B, Grade 33 steel; 6 ft span	Min. 0.5-inch DensDeck Prime	Sarnafastener #14 with Sarnaplate	1 per 1.6 ft²	ASTM D41	SBS-TA	Min. 350 psi, min 2¼-inch thick Concrecel Concrete.	Base Sheet NB 60	OMG C-R Assembled Base Sheet Fastener (1.7 in.)	7-inch o.c. at the 4-inch laps and 7-inch o.c. in two equally spaced, staggered center rows	SBS-TA	(Optional) SBS-AA	FB-SAD-FMA 12-inch o.c., FB-SOM-FMA 12-inch o.c., FB-MPG1-EF-ECO or FB-OB500	-67.5
LWC-86	Min. 22 ga., Type B, Grade 33 steel; 6 ft span	Min. 0.5-inch DensDeck Prime	Sarnafastener #14 with Sarnaplate	1 per 1.0 ft²	ASTM D41	SBS-TA	Min. 350 psi, min 2¼-inch thick Concrecel Concrete.	Base Sheet NB 60	OMG C-R Assembled Base Sheet Fastener (1.7 in.)	7-inch o.c. at the 4-inch laps and 7-inch o.c. in two equally spaced, staggered center rows	SBS-TA	(Optional) SBS-AA	FB-SAD-FMA 12-inch o.c., FB-SOM-FMA 12-inch o.c., FB-MPG1-EF-ECO or FB-OB500	-82.5

TABLE 4F: LIGHTWEIGHT CONCRETE OVER STEEL OR STRUCTURAL CONCRETE DECKS – NEW CONSTRUCTION OR REROOF (TEAR-OFF)

SYSTEM TYPE F: LWC TO DECK, BONDED ROOF COVER

REFER TO NOTE 16B FOR VAPOR BARRIER (DRY-IN ROOF) OPTIONS FOR USE BETWEEN STRUCTURAL CONCRETE DECK AND LIGHTWEIGHT CONCRETE

System No.	Deck (Note 1)	Lightweight Concrete (Note 14)		Roof Cover (Note 15)	MDP (psf)
		Type	Treatment		
PRE-EXISTENT CELLULAR LWC:					
LWC-87	Min. 22 ga., Type B, Grade 50 steel at max. 6 ft spans	Min. 250 psi, min. 2-inch thick pre-existent cellular lightweight concrete	None	FB-S2170 or FB-S2170-VC at 2 to 2.25 gal/square, FB-S2121 at 1 gal/square or FB-MPG1-EF-ECO	-52.5
CELCORE (FL2037):					
LWC-88	18-22 ga. Type B vented steel at max. 6 ft spans	Min. 300 psi, min. 2-inch Celcore Cellular Concrete	Celcore PVA Curing Compound	FB-S2170, FB-S2121 or FB-MPG1-EF-ECO	-60.0
LWC-89	18-22 ga. Type B vented steel at max. 5 ft spans	Min. 300 psi, min. 2-inch Celcore Cellular Concrete	Celcore PVA Curing Compound	FB-S2170, FB-S2121 or FB-MPG1-EF-ECO	-75.0
LWC-90	Min. 22 ga., Type BV, Grade 40 steel at max. 6 ft spans	Celcore S-1 Deck Preparation Slurry, approximately 1/16-inch thick slurry, followed by min. 310 psi Celcore MF Cellular Concrete with Celcore HS Rheology Modifying Admixture	Celcore PVA Curing Compound	FB-S2170, FB-S2170-VC, FB-S2121 or FB-MPG1-EF-ECO	-82.5
LWC-91	18-22 ga. Type B vented steel at max. 4 ft spans	Min. 300 psi, min. 2-inch Celcore Cellular Concrete	Celcore PVA Curing Compound	FB-S2170, FB-S2121 or FB-MPG1-EF-ECO	-90.0
LWC-92	Min. 2,500 psi structural concrete	Min. 300 psi, min. 2-inch Celcore Cellular Concrete	Celcore PVA Curing Compound	FB-S2121	-112.5
LWC-93	Min. 2,500 psi structural concrete	Min. 300 psi, min. 2-inch Celcore Cellular Concrete	Celcore PVA Curing Compound	FB-S2170 or FB-MPG1-EF-ECO	-135.0
CONCRECEL (FL5584 & FL10500):					

2023 FBC - OMIT

TABLE 4F: LIGHTWEIGHT CONCRETE OVER STEEL OR STRUCTURAL CONCRETE DECKS – NEW CONSTRUCTION OR REROOF (TEAR-OFF) SYSTEM TYPE F: LWC TO DECK, BONDED ROOF COVER *REFER TO NOTE 16B FOR VAPOR BARRIER (DRY-IN ROOF) OPTIONS FOR USE BETWEEN STRUCTURAL CONCRETE DECK AND LIGHTWEIGHT CONCRETE*					
System No.	Deck (Note 1)	Lightweight Concrete (Note 14)		Roof Cover (Note 15)	MDP (psf)
		Type	Treatment		
LWC-94	Min. 22 ga. Type B vented steel at max. 5 ft spans. Deck primed with Concrecel Bonding Agent at 600 ft²/gal.	Min. 300 psi, min. 2-inch Concrecel Concrete Optional min. 1-inch EPS Holey Board.	Concrecel Curing Compound	FB-S2121	-97.5
LWC-95	Min. 22 ga. Type B vented steel at max. 6 ft spans.	Min. 300 psi, min. 2-inch Concrecel Concrete No EPS Holey Board.	Concrecel Curing Compound	FB-S2121	-105.0
LWC-96	Min. 22 ga. Type B vented steel at max. 6 ft spans.	Min. 300 psi, min. 2-inch Concrecel Concrete Optional min. 2-inch EPS Holey Board.	Concrecel Curing Compound	FB-S2121	-112.5
LWC-97	Min. 2,500 psi structural concrete	Min. 250 psi, min. 2-inch Concrecel Concrete	Concrecel Curing Compound	FB-S2121	-112.5
ELASTIZELL (FL4994):					
LWC-98	Min. 22 ga. Type BV, Grade 33 steel at max. 6 ft spans	Min. 250 psi, min. 2-inch Elastizell LWIC with Zell-Crete Fibers in the mix.	None	FB-S2121	-90.0
LWC-99	Min. 22 ga. Type BV, Grade 33 steel at max. 6 ft spans	Min. 360 psi, min. 2-inch Elastizell LWIC with Zell-Crete Fibers in the mix. Min. 1-inch, min. 1.0 pcf flat, corrugated or grooved EPS board is allowable.	Zell-erator at 200 ft²/gallon	FB-S2170 or FB-S2170-VC at 2 to 2.25 gal / square, FB-S2121 at 1 gal/square or FB-MPG1-EF-ECO	-90.0
LWC-100	Min. 2,500 psi structural concrete	Min. 200 psi, min. 2-inch Elastizell LWIC	None	FB-S2121	-112.5
LWC-101	Min. 22 ga. Type BV, Grade 33 steel at max. 5 ft spans.	Min. 360 psi, min. 2-inch Elastizell LWIC with Zell-Crete Fibers in the mix. Min. 2-inch, min. 1.0 pcf flat EPS board.	Zell-erator at 200 ft²/gallon	FB-S2170 or FB-S2170-VC at 2 to 2.25 gal / square, FB-S2121 at 1 gal / square or FB-MPG1-EF-ECO	-112.5
LWC-102	Min. 2,500 psi structural concrete	Min. 360 psi, min. 2-inch Elastizell LWIC with Zell-Crete Fibers in the mix. Optional min. 1-inch, min. 1.0 pcf flat, corrugated or grooved EPS board is allowable.	Zell-erator at 200 ft²/gallon	FB-S2170 or FB-S2170-VC at 2 to 2.25 gal/square, FB-S2121 at 1 gal/square or FB-MPG1-EF-ECO	-220.0
LWC-103	Min. 2,500 psi structural concrete	Min. 200 psi, min. 2-inch Elastizell LWIC. Optional min. 2-inch, min. 1.0 pcf EPS holey board is allowable.	None	FB-S2121 at 2.25 gal/sq.	-270.0
MEARLCRETE (FL13492):					
LWC-104	Min. 22 ga., Type BV, Grade 50 steel at max. 6 ft spans	Min. 370 psi, min. 2-inch Mearlcrete	None	FB-S2121	-60.0

2023 FBC NON-HVHZ

TABLE 5A: CEMENTITOUS WOOD FIBER DECKS – NEW CONSTRUCTION OR REROOF (TEAR-OFF) SYSTEM TYPE A-1: BONDED INSULATION, BONDED ROOF COVER							
System No.	Deck (Note 1, Note 12)	Base Insulation Layer		Top Insulation Layer		Roof Cover (Note 15)	MDP (psf)
		Type	Attach (Notes 6,7,8)	Type	Attach (Notes 6,7,8)		
BAREBACK MEMBRANES:							
CWF-1	Existing Tectum	One or more layers min. 1.5-inch Sarnatherm-A ISO, Sarnatherm-H ISO or Sarnatherm-R ISO	Sarnacol OM-BA	(Optional) Additional layers base insulation, flat or tapered	Sarnacol OM-BA	BB-S2170	-45.0*
CWF-2	Existing Tectum	One or more layers min. 1.5-inch Sarnatherm-A ISO or min. 0.25-inch DensDeck Prime	Sarnacol OM-BA	(Optional) Additional layers base insulation, flat or tapered or min. 0.25-inch DensDeck Prime	Sarnacol OM-BA	BB-S2170-VC, BB-S2175, BB-S2121 or BB-S2121-VC	-45.0*
CWF-3	Existing Tectum	(Optional) One or more layers min. 1.5-inch Sarnatherm-A ISO, Sarnatherm-H ISO or Sarnatherm-R ISO or min. 0.25-inch DensDeck	Sarnacol OM-BA	Min. 0.5-inch Structodek High Density Fiberboard or min. 0.25-inch DensDeck	Sarnacol OM-BA	BB-S2170	-45.0*
CWF-4	Existing Tectum	One or more layers min. 1.5-inch Sarnatherm-A ISO, Sarnatherm-H ISO or Sarnatherm-R ISO	Board-Max or CRA	(Optional) Additional layers base insulation, flat or tapered	Board-Max or CRA	BB-S2170	-52.5
CWF-5	Existing Tectum	One or more layers min. 1.5-inch Sarnatherm-A ISO or min. 0.25-inch DensDeck Prime	Board-Max or CRA	(Optional) Additional layers base insulation, flat or tapered or min. 0.25-inch DensDeck Prime	Board-Max or CRA	BB-S2170-VC, BB-S2175, BB-S2121 or BB-S2121-VC	-52.5
CWF-6	Existing Tectum	(Optional) One or more layers min. 1.5-inch Sarnatherm-A ISO, Sarnatherm-H ISO or Sarnatherm-R ISO or min. 0.25-inch DensDeck	Board-Max or CRA	Min. 0.5-inch Structodek High Density Fiberboard or min. 0.25-inch DensDeck	Board-Max or CRA	BB-S2170	-52.5
CWF-7	New or existing Tectum	(Optional) Min. 1-inch Sarnatherm-A ISO, Sarnatherm-A CG, Sarnatherm-H ISO or Sarnatherm-R ISO or DuPont Styrofoam Brand Roofmate or Highload 60 or min. 0.25-inch DensDeck Prime	Board-Max	Min. 0.25-inch DensDeck Prime	Board-Max	BB-S2170, BB-S2170-VC, BB-S2175, BB-S2121 or BB-S2121-VC	-75.0
FELTBACK MEMBRANES:							
CWF-8	Existing Tectum	One or more layers min. 1.5-inch Sarnatherm-A ISO, Sarnatherm-H ISO or Sarnatherm-R ISO	Sarnacol OM-BA	(Optional) Additional layers base insulation, flat or tapered	Sarnacol OM-BA	FB-S2121, FB-S2121-VC, FB-SAD-FMA 12-inch o.c., FB-SOM-FMA 12-inch o.c., FB-MPG1-EF-ECO, FB-OB500 or FB-TRA	-45.0*
CWF-9	Existing Tectum	One or more layers min. 1.5-inch Sarnatherm-A ISO or min. 0.25-inch DensDeck Prime or SECUROCK Gypsum-Fiber Roof Board	Sarnacol OM-BA	(Optional) Additional layers base insulation, flat or tapered or min. 0.25-inch DensDeck Prime or SECUROCK Gypsum-Fiber Roof Board	Sarnacol OM-BA	FB-S2170-VC	-45.0*
CWF-10	Existing Tectum	(Optional) One or more layers min. 1.5-inch Sarnatherm-A ISO, Sarnatherm-H ISO or Sarnatherm-R ISO or min. 0.25-inch DensDeck	Sarnacol OM-BA	Min. 0.5-inch Structodek High Density Fiberboard or min. 0.25-inch DensDeck	Sarnacol OM-BA	FB-S2121 or FB-S2121-VC	-45.0*
CWF-11	Existing Tectum	One or more layers min. 1.5-inch Sarnatherm-A ISO, Sarnatherm-H ISO or Sarnatherm-R ISO	Board-Max or CRA	(Optional) Additional layers base insulation, flat or tapered	Board-Max or CRA	FB-S2121, FB-S2121-VC, FB-SAD-FMA 12-inch o.c., FB-SOM-FMA 12-inch o.c., FB-MPG1-EF-ECO, FB-OB500 or FB-TRA	-52.5

2023 FBC NON-HVHZ

TABLE 5A: CEMENTITOUS WOOD FIBER DECKS – NEW CONSTRUCTION OR REROOF (TEAR-OFF) SYSTEM TYPE A-1: BONDED INSULATION, BONDED ROOF COVER							
System No.	Deck (Note 1, Note 12)	Base Insulation Layer		Top Insulation Layer		Roof Cover (Note 15)	MDP (psf)
		Type	Attach (Notes 6,7,8)	Type	Attach (Notes 6,7,8)		
CWF-12	Existing Tectum	One or more layers min. 1.5-inch Sarnatherm-A ISO or min. 0.25-inch DensDeck Prime or SECUROCK Gypsum-Fiber Roof Board	Board-Max or CRA	(Optional) Additional layers base insulation, flat or tapered or min. 0.25-inch DensDeck Prime or SECUROCK Gypsum-Fiber Roof Board	Board-Max or CRA	FB-S2170-VC	-52.5
CWF-13	Existing Tectum	(Optional) One or more layers min. 1.5-inch Sarnatherm-A ISO, Sarnatherm-H ISO or Sarnatherm-R ISO or min. 0.25-inch DensDeck	Board-Max or CRA	Min. 0.5-inch Structodek High Density Fiberboard or min. 0.25-inch DensDeck	Board-Max or CRA	FB-S2121 or FB-S2121-VC	-52.5
CWF-14	New or existing Tectum	(Optional) Min. 1-inch Sarnatherm-A ISO, Sarnatherm-A CG, Sarnatherm-H ISO or Sarnatherm-R ISO or DuPont Styrofoam Brand Roofmate or Highload 60 or min. 0.25-inch DensDeck Prime	Board-Max	Min. 0.25-inch DensDeck Prime	Board-Max	FB-S2170, FB-S2170-VC, FB-S2121, FB-S2121-VC, FB-MPG1-EF-ECO, FB-OB500 or FB-TRA	-75.0
SELF-ADHERING MEMBRANES:							
CWF-15	Existing Tectum	One or more layers min. 1.5-inch Sarnatherm-A ISO, Sarnatherm-H ISO or Sarnatherm-R ISO	Sarnacol OM-BA	(Optional) Additional layers base insulation, flat or tapered	Sarnacol OM-BA	G410 SA or G410 SA FB, self-adhering	-45.0*
CWF-16	Existing Tectum	One or more layers min. 1.5-inch Sarnatherm-A ISO or min. 0.25-inch DensDeck Prime	Sarnacol OM-BA	(Optional) Additional layers base insulation, flat or tapered or min. 0.25-inch DensDeck Prime	Sarnacol OM-BA	G410 SA or G410 SA FB, self-adhering	-45.0*

2023 FBC NON-HVHZ

TABLE 5B: CEMENTITOUS WOOD FIBER DECKS - REROOF (TEAR-OFF) OR RECOVER SYSTEM TYPE B-3: MECHANICALLY ATTACHED ANCHOR SHEET, BONDED INSULATION, BONDED BASE PLY, BONDED ROOF COVER													
System No.	Deck (Note 1)	Anchor Sheet			Base Insulation		Top Insulation		Primer	Roof Cover (Note 15)			MDP (psf)
		Type	Fasten (Note 11)	Attach	Type	Attach (Notes 6,7,8)	Type	Attach (Notes 6,7,8)		Base Ply	Ply	Cap Ply	
CWF-17	Existing Tectum	Base Sheet NB 48 or Base Sheet NB 120	OMG OlyLok Fasteners; Min. 1.8-inch long (for reroof); min. 1.8-inch embedment (for recover) (Field W/D ≥ 99 lbf)	9-inch o.c. at the 4-inch lap and 18-inch o.c. in two, equally spaced, staggered center rows	Min. 1.5-inch Sarnatherm-A ISO, Sarnatherm-H ISO or Sarnatherm-R ISO	Sarnacol 2163, Sarnacol AD-BA or Sarnacol OM-BA	Min. 0.25-inch DensDeck Prime	Sarnacol 2163, Sarnacol AD-BA or Sarnacol OM-BA	None	SBS-AA, SBS-VRA-CA or SBS-TA	(Optional) SBS-AA	FB-SAD-FMA 12-inch o.c., FB-SOM-FMA 12-inch o.c., FB-MPG1-EF-ECO or FB-OB500	-45.0*
CWF-18	Existing Tectum	Base Sheet NB 48 or Base Sheet NB 120	OMG OlyLok Fasteners; Min. 1.8-inch long (for reroof); min. 1.8-inch embedment (for recover) (Field W/D ≥ 99 lbf)	9-inch o.c. at the 4-inch lap and 18-inch o.c. in two, equally spaced, staggered center rows	Min. 1.5-inch Sarnatherm-A ISO, Sarnatherm-H ISO or Sarnatherm-R ISO	Sarnacol 2163, Sarnacol AD-BA or Sarnacol OM-BA	Min. 0.25-inch DensDeck Prime	Sarnacol 2163, Sarnacol AD-BA or Sarnacol OM-BA	Vapor Retarder Primer SB or VC	Vapor Retarder SA 106, self-adhering	None	FB-SAD-FMA 12-inch o.c., FB-SOM-FMA 12-inch o.c., FB-MPG1-EF-ECO or FB-OB500	-45.0*

TABLE 5C: CEMENTITOUS WOOD FIBER DECKS - REROOF (TEAR-OFF) OR RECOVER SYSTEM TYPE C-2: INSULATED, INDUCTION-WELDED ROOF COVER							
System No.	Deck (Note 1)	Insulation Layer (Note 3)	Attachment			Roof Cover (Note 15B)	MDP (psf)
			Fastener (Note 11)	Row Space (inch)	Fastener Space (inch)		
SARNADISC RHINOBOND SYSTEMS:							
CWF-19	Existing Tectum over min. 16 gauge (0.060-in.), 50 ksi steel purlins spaced **max. 48-inch o.c.**	One or more layers, any combination, prelim attach	OMG Purlin Fastener with Sarnadisc RhinoBond Plate or Sikaplan RhinoBond Disc fastened to purlins	48	6	S327, Sikaplan Fastened or Sikaplan Universal (60-mil) induction welded using RhinoBond Installation Tool	-105.0

2023 FBC NON-HVHZ

TABLE 6A: EXISTING GYPSUM DECKS - REROOF (TEAR-OFF) SYSTEM TYPE A-1: BONDED INSULATION, BONDED ROOF COVER							
Sys. No.	Deck (Note 1, Note 12)	Base Insulation Layer		Top Insulation Layer		Roof Cover (Note 15)	MDP (psf)
		Type	Attach (Notes 6,7,8)	Type	Attach (Notes 6,7,8)		
BAREBACK MEMBRANES:							
G-1.	Existing gypsum deck	(Optional) Min. 1-inch Sarnatherm-A ISO or Sarnatherm-H ISO or min. 0.25-inch DensDeck Prime	Sarnacol 2163, Sarnacol AD-BA or Sarnacol OM-BA	Min. 0.25-inch DensDeck Prime	Sarnacol 2163, Sarnacol AD-BA or Sarnacol OM-BA	BB-S2170, BB-S2170-VC, BB-S2175, BB-S2121 or BB-S2121-VC	-257.5
G-2.	Existing gypsum deck	(Optional) Min. 1-inch Sarnatherm-A ISO, Sarnatherm-A CG, Sarnatherm-H ISO or Sarnatherm-R ISO or DuPont Styrofoam Brand Roofmate or Highload 60 or min. 0.25-inch DensDeck Prime	Board-Max	Min. 0.25-inch DensDeck Prime	Board-Max	BB-S2170, BB-S2170-VC, BB-S2175, BB-S2121 or BB-S2121-VC	-257.5
FELTBACK MEMBRANES:							
G-3.	Existing gypsum deck	(Optional) Min. 1-inch Sarnatherm-A ISO or Sarnatherm-H ISO or min. 0.25-inch DensDeck Prime	Sarnacol 2163, Sarnacol AD-BA or Sarnacol OM-BA	Min. 0.25-inch DensDeck Prime	Sarnacol 2163, Sarnacol AD-BA or Sarnacol OM-BA	FB-S2170, FB-S2170-VC, FB-S2121, FB-S2121-VC, FB-MPG1-EF-ECO, FB-OB500 or FB-TRA	-257.5
G-4.	Existing gypsum deck	(Optional) Min. 1-inch Sarnatherm-A ISO, Sarnatherm-A CG, Sarnatherm-H ISO or Sarnatherm-R ISO or DuPont Styrofoam Brand Roofmate or Highload 60 or min. 0.25-inch DensDeck Prime	Board-Max	Min. 0.25-inch DensDeck Prime	Board-Max	FB-S2170, FB-S2170-VC, FB-S2121, FB-S2121-VC, FB-MPG1-EF-ECO, FB-OB500 or FB-TRA	-257.5
SELF-ADHERING MEMBRANES:							
G-5.	Existing gypsum deck	(Optional) Min. 1-inch Sarnatherm-A ISO or Sarnatherm-H ISO or min. 0.25-inch DensDeck Prime	Sarnacol 2163, Sarnacol AD-BA or Sarnacol OM-BA	Min. 0.25-inch DensDeck Prime	Sarnacol 2163, Sarnacol AD-BA or Sarnacol OM-BA	G410 SA, self-adhering	-90.0*
G-6.	Existing gypsum deck	(Optional) Min. 1-inch Sarnatherm-A ISO or Sarnatherm-H ISO or min. 0.25-inch DensDeck Prime	Sarnacol 2163, Sarnacol AD-BA or Sarnacol OM-BA	Min. 0.25-inch DensDeck Prime	Sarnacol 2163, Sarnacol AD-BA or Sarnacol OM-BA	G410 SA FB, self-adhering	-105.0*

TABLE 6B: GYPSUM DECKS – REROOF (TEAR-OFF) SYSTEM TYPE E-2: NON-INSULATED, MECHANICALLY ATTACHED BASE SHEET, BONDED BASE PLY, BONDED ROOF COVER								
System No.	Deck (Note 1)	Base Sheet			Roof Cover (Note 15)			MDP (psf)
		Base	Fasteners (Note 11)	Spacing	Base Ply	Ply	Cap Ply	
G-7.	Existing gypsum deck	Base Sheet NB48	Twin Loc-Nail (Field W/D $\geq$ 53 lbf)	6-inch o.c. at 4-inch laps and 6-inch o.c. in two, equally spaced, staggered center rows	SBS-AA or SBS-TA	(Optional) SBS-AA	FB-SAD-FMA 12-inch o.c., FB-SOM-FMA 12-inch o.c., FB-MPG1-EF-ECO or FB-OB500	-60.0

2024 FBC NON-HVHZ

TABLE 7A: RECOVER APPLICATIONS SYSTEM TYPE A-1: BONDED INSULATION, BONDED ROOF COVER							
[A] The reported MDP documents the allowable maximum design pressure of the new insulation and roof cover when installed atop the substrate, irrespective of the deck type (See Note 1) or performance of the substrate (See Note 12). The deck and substrate shall be capable of resisting the project design pressure requirements, not to exceed the noted MDP, to the satisfaction of the Authority Having Jurisdiction.							
System No.	Substrate (Note 1, Note 12)	Base Insulation Layer		Top Insulation Layer		Roof Cover (Note 15)	MDP (psf)[A]
		Type	Attach (Notes 6,7,8)	Type	Attach (Notes 6,7,8)		
BAREBACK MEMBRANES:							
R-1	Existing fully-adhered asphaltic BUR or mineral surface cap sheet	One or more layers min. 1.5-inch Sarnatherm-A ISO	Sarnacol OM-BA	(Optional) Additional layers base insulation	Sarnacol OM-BA	BB-S2170-VC or BB-S2175	-97.5
R-2	Existing fully-adhered asphaltic BUR or mineral surface cap sheet	Min. 1.5-inch Sarnatherm-A ISO or Sarnatherm-H ISO or min. 0.25-inch DensDeck Prime	Sarnacol OM-BA	Min. 0.25-inch DensDeck Prime	Sarnacol OM-BA	BB-S2170-VC	-120.0
R-3	Existing fully-adhered asphaltic BUR or mineral surface cap sheet	Min. 1.5-inch Sarnatherm-A ISO or Sarnatherm-H ISO or min. 0.25-inch DensDeck or DensDeck Prime	Sarnacol OM-BA	(Optional) Min. 0.25-inch DensDeck or DensDeck Prime	Sarnacol OM-BA	BB-S2170, BB-S2121 or BB-S2121-VC	-120.0
R-4	Existing fully-adhered asphaltic BUR or mineral surface cap sheet	Min. 1.5-inch Sarnatherm-A ISO or min. 0.25-inch DensDeck Prime	Sarnacol OM-BA	(Optional) Min. 0.25-inch DensDeck Prime	Sarnacol OM-BA	BB-S2175	-120.0
R-5	Existing fully-adhered asphaltic BUR, mineral surface cap sheet, smooth- or granule-surface SBS or smooth-surface APP modified bitumen	Min. 1.5-inch Sarnatherm-A ISO	Sarnacol 2163 or Sarnacol AD-BA	(Optional) additional layers of base insulation	Sarnacol 2163 or Sarnacol AD-BA	BB-S2170, BB-2170-VC, BB-S2175, BB-S2121 or BB-S2121-VC	-127.5
R-6	Existing fully-adhered asphaltic BUR, mineral surface cap sheet, smooth- or granule-surface SBS or smooth-surface APP modified bitumen	(Optional) Min. 1.5-inch Sarnatherm-A ISO or Sarnatherm-H ISO or min. 0.25-inch DensDeck or DensDeck Prime	Sarnacol 2163 or Sarnacol AD-BA	Min. 0.25-inch DensDeck or DensDeck Prime	Sarnacol 2163 or Sarnacol AD-BA	BB-S2170, BB-S2170-VC, BB-S2121 or BB-S2121-VC	-127.5
R-7	Existing fully-adhered asphaltic BUR, mineral surface cap sheet, smooth- or granule-surface SBS or smooth-surface APP modified bitumen	(Optional) Min. 1.5-inch Sarnatherm-A ISO or Sarnatherm-H ISO or min. 0.25-inch DensDeck or DensDeck Prime	Sarnacol 2163 or Sarnacol AD-BA	Min. 0.25-inch DensDeck Prime	Sarnacol 2163 or Sarnacol AD-BA	S2175	-127.5
R-8	Existing fully-adhered smooth- or granule-surface asphalt BUR or SBS modified bitumen or granule-surface APP modified bitumen	Min. 1.5-inch Sarnatherm-A ISO	M-PG1-EF-ECO	(Optional) Additional layers base insulation	M-PG1-EF-ECO	BB-S2170-VC	-97.5
R-9	Existing fully-adhered smooth- or granule-surface asphalt BUR or SBS modified bitumen or granule-surface APP modified bitumen	Min. 1.5-inch Sarnatherm-A ISO	M-PG1-EF-ECO	(Optional) additional layers of base insulation	M-PG1-EF-ECO	BB-S2170, BB-S2175, BB-S2121 or BB-S2121-VC	-127.5

2023 FBC NON-HVHZ

TABLE 7A: RECOVER APPLICATIONS SYSTEM TYPE A-1: BONDED INSULATION, BONDED ROOF COVER							
[A] The reported MDP documents the allowable maximum design pressure of the new insulation and roof cover when installed atop the substrate, irrespective of the deck type (See Note 1) or performance of the substrate (See Note 12). The deck and substrate shall be capable of resisting the project design pressure requirements, not to exceed the noted MDP, to the satisfaction of the Authority Having Jurisdiction.							
System No.	Substrate (Note 1, Note 12)	Base Insulation Layer		Top Insulation Layer		Roof Cover (Note 15)	MDP (psf)[A]
		Type	Attach (Notes 6,7,8)	Type	Attach (Notes 6,7,8)		
R-10	Existing fully-adhered smooth- or granule-surface asphalt BUR or SBS modified bitumen or granule-surface APP modified bitumen	(Optional) Min. 1.5-inch Sarnatherm-A ISO or Sarnatherm-H ISO or min. 0.25-inch DensDeck Prime	M-PG1-EF-ECO	Min. 0.25-inch DensDeck Prime	M-PG1-EF-ECO	BB-S2170, BB-S2170-VC, BB-S2175, BB-S2121 or BB-S2121-VC	-127.5
R-11	Existing fully-adhered asphaltic BUR or mineral surface cap sheet	One or more layers min. 1.5-inch Sarnatherm-A ISO	Board-Max or CRA	(Optional) Additional layers base insulation	Board-Max or CRA	BB-S2170-VC	-97.5
R-12	Existing fully-adhered asphaltic BUR or mineral surface cap sheet	One or more layers min. 1.5-inch Sarnatherm-A ISO	Board-Max or CRA	(Optional) additional layers of base insulation	Board-Max or CRA	BB-S2170, BB-S2175, BB-S2121 or BB-S2121-VC	-127.5
R-13	Existing fully-adhered asphaltic BUR or mineral surface cap sheet	(Optional) One or more layers min. 1.5-inch Sarnatherm-A ISO, Sarnatherm-H ISO or Sarnatherm-R ISO or DuPont Styrofoam Roofmate or Highload 60 or Insulfoam IX or min. 0.25-inch DensDeck Prime	Board-Max or CRA	Min. 0.25-inch DensDeck Prime	Board-Max or CRA	BB-S2170, BB-S2170-VC, BB-S2175, BB-S2121 or BB-S2121-VC	-127.5
FELTBACK MEMBRANES:							
R-14	Existing fully-adhered asphaltic BUR or mineral surface cap sheet	One or more layers min. 1.5-inch Sarnatherm-A ISO	Sarnacol OM-BA	(Optional) Additional layers base insulation	Sarnacol OM-BA	FB-S2170-VC	-97.5
R-15	Existing fully-adhered asphaltic BUR or mineral surface cap sheet	Min. 1.5-inch Sarnatherm-A ISO or Sarnatherm-H ISO or min. 0.25-inch DensDeck or DensDeck Prime	Sarnacol OM-BA	(Optional) Min. 0.25-inch DensDeck or DensDeck Prime	Sarnacol OM-BA	FB-S2121 or FB-S2121-VC	-112.5
R-16	Existing fully-adhered asphaltic BUR or mineral surface cap sheet	Min. 1.5-inch Sarnatherm-A ISO or Sarnatherm-H ISO or min. 0.25-inch DensDeck Prime	Sarnacol OM-BA	(Optional) Min. 0.25-inch DensDeck Prime	Sarnacol OM-BA	FB-SAD-FMA 12-inch o.c., FB-SOM-FMA 12-inch o.c., FB-MPG1-EF-ECO, FB-OB500 or FB-TRA	-120.0
R-17	Existing fully-adhered asphaltic BUR or mineral surface cap sheet	Min. 1.5-inch Sarnatherm-A ISO or Sarnatherm-H ISO or min. 0.25-inch DensDeck Prime or SECUROCK Gypsum-Fiber Roof Board	Sarnacol OM-BA	Min. 0.25-inch DensDeck Prime or SECUROCK Gypsum-Fiber Roof Board	Sarnacol OM-BA	FB-S2170-VC	-120.0
R-18	Existing fully-adhered asphaltic BUR, mineral surface cap sheet, smooth- or granule-surface SBS or smooth-surface APP modified bitumen	Min. 1.5-inch Sarnatherm-A ISO or Sarnatherm-H ISO or min. 0.25-inch DensDeck Prime	Sarnacol 2163 or Sarnacol AD-BA	(Optional) Min. 0.25-inch DensDeck Prime	Sarnacol 2163 or Sarnacol AD-BA	FB-SAD-FMA 12-inch o.c., FB-SOM-FMA 12-inch o.c., FB-MPG1-EF-ECO, FB-OB500 or FB-TRA	-120.0
R-19	Existing fully-adhered asphaltic BUR, mineral surface cap sheet, smooth- or granule-surface SBS or smooth-surface APP modified bitumen	(Optional) Min. 1.5-inch Sarnatherm-A ISO or Sarnatherm-H ISO or min. 0.25-inch DensDeck Prime	Sarnacol 2163 or Sarnacol AD-BA	Min. 0.25-inch DensDeck Prime	Sarnacol 2163 or Sarnacol AD-BA	FB-S2170-VC	-127.5

2023 FBC NON-HVHZ

TABLE 7A: RECOVER APPLICATIONS SYSTEM TYPE A-1: BONDED INSULATION, BONDED ROOF COVER							
[A] The reported MDP documents the allowable maximum design pressure of the new insulation and roof cover when installed atop the substrate, irrespective of the deck type (See Note 1) or performance of the substrate (See Note 12). The deck and substrate shall be capable of resisting the project design pressure requirements, not to exceed the noted MDP, to the satisfaction of the Authority Having Jurisdiction.							
System No.	Substrate (Note 1, Note 12)	Base Insulation Layer		Top Insulation Layer		Roof Cover (Note 15)	MDP (psf)[A]
		Type	Attach (Notes 6,7,8)	Type	Attach (Notes 6,7,8)		
R-20	Existing fully-adhered smooth- or granule-surface asphalt BUR or SBS modified bitumen or granule-surface APP modified bitumen	Min. 1.5-inch Sarnatherm-A ISO or Sarnatherm-H ISO or min. 0.25-inch DensDeck Prime	M-PG1-EF-ECO	(Optional) Min. 0.25-inch DensDeck Prime	M-PG1-EF-ECO	FB-SAD-FMA 12-inch o.c., FB-SOM-FMA 12-inch o.c., FB-MPG1-EF-ECO, FB-OB500 or FB-TRA	-120.0
R-21	Existing fully-adhered smooth- or granule-surface asphalt BUR or SBS modified bitumen or granule-surface APP modified bitumen	(Optional) Min. 1.5-inch Sarnatherm-A ISO or Sarnatherm-H ISO or min. 0.25-inch DensDeck Prime	M-PG1-EF-ECO	Min. 0.25-inch DensDeck Prime	M-PG1-EF-ECO	FB-S2170-VC	-127.5
R-22	Existing fully-adhered asphaltic BUR or mineral surface cap sheet	One or more layers min. 1.5-inch Sarnatherm-A ISO	Board-Max or CRA	(Optional) additional layers of base insulation	Board-Max or CRA	FB-S2170-VC	-97.5
R-23	Existing fully-adhered asphaltic BUR or mineral surface cap sheet	One or more layers min. 1.5-inch Sarnatherm-A ISO, Sarnatherm-H ISO or Sarnatherm-R ISO or DuPont Styrofoam Roofmate or Highload 60 or Insulfoam IX or min. 0.25-inch DensDeck Prime	Board-Max or CRA	Min. 0.25-inch DensDeck Prime	Board-Max or CRA	FB-S2121 or FB-S2121-VC	-112.5
R-24	Existing fully-adhered asphaltic BUR or mineral surface cap sheet	One or more layers min. 1.5-inch Sarnatherm-A ISO, Sarnatherm-H ISO or Sarnatherm-R ISO or min. 0.25-inch DensDeck Prime	Board-Max or CRA	(Optional) Min. 0.25-inch DensDeck Prime	Board-Max or CRA	FB-S2121 or FB-S2121-VC, FB-MPG1-EF-ECO, FB-OB500 or FB-TRA	-112.5
R-25	Existing fully-adhered asphaltic BUR or mineral surface cap sheet	One or more layers min. 1.5-inch Sarnatherm-A ISO, Sarnatherm-H ISO or Sarnatherm-R ISO	Board-Max or CRA	(Optional) additional layers of base insulation	Board-Max or CRA	FB-SAD-FMA 12-inch o.c., FB-SOM-FMA 12-inch o.c., FB-MPG1-EF-ECO, FB-OB500 or FB-TRA	-120.0
R-26	Existing fully-adhered asphaltic BUR or mineral surface cap sheet	One or more layers min. 1.5-inch Sarnatherm-A ISO, Sarnatherm-H ISO or Sarnatherm-R ISO or DuPont Styrofoam Roofmate or Highload 60 or Insulfoam IX or min. 0.25-inch DensDeck Prime or SECUROCK Gypsum-Fiber Roof Board	Board-Max or CRA	Min. 0.25-inch DensDeck Prime or SECUROCK Gypsum-Fiber Roof Board	Board-Max or CRA	FB-S2170-VC	-127.5
SELF-ADHERING MEMBRANES:							

2023 FBC NON-HVHZ

TABLE 7A: RECOVER APPLICATIONS SYSTEM TYPE A-1: BONDED INSULATION, BONDED ROOF COVER							
[A] The reported MDP documents the allowable maximum design pressure of the new insulation and roof cover when installed atop the substrate, irrespective of the deck type (See Note 1) or performance of the substrate (See Note 12). The deck and substrate shall be capable of resisting the project design pressure requirements, not to exceed the noted MDP, to the satisfaction of the Authority Having Jurisdiction.							
System No.	Substrate (Note 1, Note 12)	Base Insulation Layer		Top Insulation Layer		Roof Cover (Note 15)	MDP (psf)[A]
		Type	Attach (Notes 6,7,8)	Type	Attach (Notes 6,7,8)		
R-27	Existing fully-adhered asphaltic BUR or mineral surface cap sheet	Min. 1.5-inch Sarnatherm-A ISO, Sarnatherm-A CG, Sarnatherm-H ISO, Sarnatherm-H CG, Sarnatherm-R ISO or Sarnatherm-R CG	Sarnacol OM-BA	(Optional) Additional layer(s) base insulation, min. 0.25-inch SECUROCK Gypsum-Fiber Roof Board, min. 0.5-inch Sarnatherm Roof Board-A III or Sarnatherm Roof Board-H or min. 1.5-inch Sarnatherm Composite Roof Board-H	Sarnacol OM-BA	G410 SA or G410 SA FB, self-adhering	-82.5*
R-28	Existing fully-adhered asphaltic BUR or mineral surface cap sheet	Min. 1.5-inch Sarnatherm-A ISO	Sarnacol OM-BA	(Optional) Additional layers base insulation	Sarnacol OM-BA	G410 SA or G410 SA FB, self-adhering	-90.0*
R-29	Existing fully-adhered asphaltic BUR or mineral surface cap sheet	Min. 1.5-inch Sarnatherm-A ISO or Sarnatherm-H ISO or min. 0.25-inch DensDeck or DensDeck Prime	Sarnacol OM-BA	Min. 0.25-inch DensDeck Prime	Sarnacol OM-BA	G410 SA or G410 SA FB, self-adhering	-90.0*
R-30	Existing fully-adhered asphaltic BUR, mineral surface cap sheet, smooth- or granule-surface SBS or smooth-surface APP modified bitumen	Min. 1.5-inch Sarnatherm-A ISO, Sarnatherm-A CG, Sarnatherm-H ISO, Sarnatherm-H CG, Sarnatherm-R ISO or Sarnatherm-R CG	Sarnacol 2163 or Sarnacol AD-BA	(Optional) Additional layer(s) base insulation, min. 0.25-inch SECUROCK Gypsum-Fiber Roof Board, min. 0.5-inch Sarnatherm Roof Board-H or min. 1.5-inch Sarnatherm Composite Roof Board-H	Sarnacol 2163 or Sarnacol AD-BA	G410 SA, self-adhering	-82.5*
R-31	Existing fully-adhered asphaltic BUR, mineral surface cap sheet, smooth- or granule-surface SBS or smooth-surface APP modified bitumen	Min. 1.5-inch Sarnatherm-A ISO	Sarnacol 2163 or Sarnacol AD-BA	(Optional) additional layers of base insulation	Sarnacol 2163 or Sarnacol AD-BA	G410 SA or G410 SA FB, self-adhering	-90.0*
R-32	Existing fully-adhered asphaltic BUR, mineral surface cap sheet, smooth- or granule-surface SBS or smooth-surface APP modified bitumen	Min. 1.5-inch Sarnatherm-A ISO or Sarnatherm-H ISO or min. 0.25-inch DensDeck or DensDeck Prime	Sarnacol 2163 or Sarnacol AD-BA	Min. 0.25-inch DensDeck Prime	Sarnacol 2163 or Sarnacol AD-BA	G410 SA or G410 SA FB, self-adhering	-90.0*
R-33	Existing fully-adhered asphaltic BUR, mineral surface cap sheet, smooth- or granule-surface SBS or smooth-surface APP modified bitumen	Min. 1.5-inch Sarnatherm-A ISO, Sarnatherm-A CG, Sarnatherm-H ISO or Sarnatherm-H CG	Sarnacol 2163 or Sarnacol AD-BA	Min. 0.5-inch Sarnatherm Roof Board-A III	Sarnacol 2163 or Sarnacol AD-BA	G410 SA or G410 SA FB, self-adhering	-90.0*

2023 FBC NON-HVHZ

TABLE 7A: RECOVER APPLICATIONS SYSTEM TYPE A-1: BONDED INSULATION, BONDED ROOF COVER							
[A] The reported MDP documents the allowable maximum design pressure of the new insulation and roof cover when installed atop the substrate, irrespective of the deck type (See Note 1) or performance of the substrate (See Note 12). The deck and substrate shall be capable of resisting the project design pressure requirements, not to exceed the noted MDP, to the satisfaction of the Authority Having Jurisdiction.							
System No.	Substrate (Note 1, Note 12)	Base Insulation Layer		Top Insulation Layer		Roof Cover (Note 15)	MDP (psf)[A]
		Type	Attach (Notes 6,7,8)	Type	Attach (Notes 6,7,8)		
R-34	Existing fully-adhered asphaltic BUR, mineral surface cap sheet, smooth- or granule-surface SBS or smooth-surface APP modified bitumen	Min. 1.5-inch Sarnatherm-A ISO, Sarnatherm-A CG, Sarnatherm-H ISO, Sarnatherm-H CG, Sarnatherm-R ISO or Sarnatherm-R CG	Sarnacol 2163 or Sarnacol AD-BA	(Optional) Additional layer(s) base insulation, min. 0.25-inch DensDeck Prime or SECUROCK Gypsum-Fiber Roof Board, min. 0.5-inch Sarnatherm Roof Board-A III, Sarnatherm Roof Board-H or Sarnatherm Roof Board-R or min. 1.5-inch Sarnatherm Composite Roof Board-H	Sarnacol 2163 or Sarnacol AD-BA	G410 SA FB, self-adhering	-105.0*
R-35	Existing fully-adhered smooth- or granule-surface asphalt BUR or SBS modified bitumen or granule-surface APP modified bitumen	Min. 1.5-inch Sarnatherm-A CG or Sarnatherm-R ISO	M-PG1-EF-ECO	(Optional) Additional layer(s) base insulation, min. 0.25-inch SECUROCK Gypsum-Fiber Roof Board, min. 0.5-inch Sarnatherm Roof Board-H or min. 1.5-inch Sarnatherm Composite Roof Board-H	M-PG1-EF-ECO	G410 SA, self-adhering	-82.5*
R-36	Existing fully-adhered smooth- or granule-surface asphalt BUR or SBS modified bitumen or granule-surface APP modified bitumen	Min. 1.5-inch Sarnatherm-A ISO or Sarnatherm-R CG	M-PG1-EF-ECO	(Optional) Additional layer(s) base insulation, min. 0.25-inch DensDeck Prime	M-PG1-EF-ECO	G410 SA, self-adhering	-90.0*
R-37	Existing fully-adhered smooth- or granule-surface asphalt BUR or SBS modified bitumen or granule-surface APP modified bitumen	Min. 1.5-inch Sarnatherm-A ISO, Sarnatherm-A CG, Sarnatherm-H ISO, Sarnatherm-R ISO or Sarnatherm-R CG	M-PG1-EF-ECO	(Optional) Additional layer(s) base insulation, min. 0.25-inch DensDeck Prime or SECUROCK Gypsum-Fiber Roof Board, min. 0.5-inch Sarnatherm Roof Board-H or min. 1.5-inch Sarnatherm Composite Roof Board-H	M-PG1-EF-ECO	G410 SA FB, self-adhering	-105.0*

2023 FBC NON-HVHZ

TABLE 7B: STEEL - RECOVER SYSTEM TYPE C-2: INSULATED, INDUCTION-WELDED ROOF COVER (All areas where the existing metal panels do not lay flush on the underlying purlin shall have a pilot hole pre-drilled into the panel prior to driving the Purlin Fastener into the purlin.)							
System No.	Deck (Note 1)	Insulation Layer	Attachment			Roof Cover (Note 15B)	MDP (psf)
			Fasteners (Note 11)	Row Space (inch)	Fastener Space (inch)		
TRUFAST PVC IW PLATE INDUCTION WELDED SYSTEMS:							
R-38	Existing standing seam or lap seam metal roof covers having min. 16 gauge (0.060-in.), 50 ksi steel purlins spaced **max. 60-inch o.c.**	One or more layers, any combination, min. 1.5-inch thick, prelim attach	Trufast #12 Purlin Fasteners with Trufast PVC IW Plates fastened to purlins	60	12	S327 or Sikaplan Fastened induction welded using Trufast Induction Welding Tool and Magnets.	-45.0
R-39	Existing standing seam or lap seam metal roof covers having min. 16 gauge (0.060-in.), 50 ksi steel purlins spaced **max. 48-inch o.c.**	One or more layers, any combination, min. 1.5-inch thick, prelim attach	Trufast #12 Purlin Fasteners with Trufast PVC IW Plates fastened to purlins	48	12	S327 or Sikaplan Fastened induction welded using Trufast Induction Welding Tool and Magnets.	-60.0
R-40	Existing standing seam or lap seam metal roof covers having min. 16 gauge (0.060-in.), 50 ksi steel purlins spaced **max. 72-inch o.c.**	One or more layers, any combination, min. 1.5-inch thick, prelim attach	Trufast #12 Purlin Fasteners with Trufast PVC IW Plates fastened to purlins	72	6	S327 or Sikaplan Fastened induction welded using Trufast Induction Welding Tool and Magnets.	-75.0
R-41	Existing standing seam or lap seam metal roof covers having min. 16 gauge (0.060-in.), 50 ksi steel purlins spaced **max. 36-inch o.c.**	One or more layers, any combination, min. 1.5-inch thick, prelim attach	Trufast #12 Purlin Fasteners with Trufast PVC IW Plates fastened to purlins	36	12	S327 or Sikaplan Fastened induction welded using Trufast Induction Welding Tool and Magnets.	-82.5
R-42	Existing standing seam or lap seam metal roof covers having min. 16 gauge (0.060-in.), 50 ksi steel purlins spaced **max. 60-inch o.c.**	One or more layers, any combination, min. 1.5-inch thick, prelim attach	Trufast #12 Purlin Fasteners with Trufast PVC IW Plates fastened to purlins	60	6	S327 or Sikaplan Fastened induction welded using Trufast Induction Welding Tool and Magnets.	-90.0
R-43	Existing standing seam or lap seam metal roof covers having min. 16 gauge (0.060-in.), 50 ksi steel purlins spaced **max. 48-inch o.c.**	One or more layers, any combination, min. 1.5-inch thick, prelim attach	Trufast #12 Purlin Fasteners with Trufast PVC IW Plates fastened to purlins	48	6	S327 or Sikaplan Fastened induction welded using Trufast Induction Welding Tool and Magnets.	-112.5
R-44	Existing standing seam or lap seam metal roof covers having min. 16 gauge (0.060-in.), 50 ksi steel purlins spaced **max. 36-inch o.c.**	One or more layers, any combination, min. 1.5-inch thick, prelim attach	Trufast #12 Purlin Fasteners with Trufast PVC IW Plates fastened to purlins	36	6	S327 or Sikaplan Fastened induction welded using Trufast Induction Welding Tool and Magnets.	-150.0
SARNADISC RHINOBOND SYSTEMS:							
R-45	Existing standing seam or lap seam metal roof covers having min. 12 gauge, 36 ksi steel purlins spaced **max. 72-inch o.c.**	One or more layers, any combination, preliminarily fastened	OMG Purlin Fasteners with Sarnadisc RhinoBond plate or Sikaplan RhinoBond Disc fastened to purlins	72	18	S327, Sikaplan Fastened or Sikaplan Universal (60-mil) induction welded using RhinoBond Installation Tool.	-30.0
R-46	Existing standing seam or lap seam metal roof covers having min. 12 gauge, 36 ksi steel purlins spaced **max. 60-inch o.c.**	One or more layers, any combination, preliminarily fastened	OMG Purlin Fasteners with Sarnadisc RhinoBond plate or Sikaplan RhinoBond Disc fastened to purlins	60	18	S327, Sikaplan Fastened or Sikaplan Universal (60-mil) induction welded using RhinoBond Installation Tool.	-37.5
R-47	Existing standing seam or lap seam metal roof covers having min. 12 gauge, 36 ksi steel purlins spaced **max. 72-inch o.c.**	One or more layers, any combination, preliminarily fastened	OMG Purlin Fasteners with Sarnadisc RhinoBond plate or Sikaplan RhinoBond Disc fastened to purlins	72	12	S327, Sikaplan Fastened or Sikaplan Universal (60-mil) induction welded using RhinoBond Installation Tool.	-45.0
R-48	Existing standing seam or lap seam metal roof covers having min. 12 gauge, 36 ksi steel purlins spaced **max. 60-inch o.c.**	One or more layers, any combination, preliminarily fastened	OMG Purlin Fasteners with Sarnadisc RhinoBond plate or Sikaplan RhinoBond Disc fastened to purlins	60	12	S327, Sikaplan Fastened or Sikaplan Universal (60-mil) induction welded using RhinoBond Installation Tool.	-52.5

2023 FBC NON-HVHZ

TABLE 7B: STEEL - RECOVER SYSTEM TYPE C-2: INSULATED, INDUCTION-WELDED ROOF COVER (All areas where the existing metal panels do not lay flush on the underlying purlin shall have a pilot hole pre-drilled into the panel prior to driving the Purlin Fastener into the purlin.)							
System No.	Deck (Note 1)	Insulation Layer	Attachment			Roof Cover (Note 15B)	MDP (psf)
			Fasteners (Note 11)	Row Space (inch)	Fastener Space (inch)		
R-49	Existing standing seam or lap seam metal roof covers having min. 18 gauge, 93 ksi steel purlins spaced **max. 120-inch o.c.**	One or more layers, any combination, preliminarily fastened	OMG Purlin Fasteners or OMG RetroDriller with Sarnadisc RhinoBond plate or Sikaplan RhinoBond Disc fastened to purlins	120	6	Min. nominal 60-mil S327, $_{10}$S327 or Sikaplan Universal induction welded using RhinoBond Installation Tool.	-52.5
R-50	Existing standing seam or lap seam metal roof covers having min. 12 gauge, 36 ksi steel purlins spaced **max. 60-inch o.c.**	One or more layers, any combination, preliminarily fastened	OMG Purlin Fasteners with Sarnadisc RhinoBond plate or Sikaplan RhinoBond Disc fastened to purlins	60	6	Sikaplan Universal (60-mil) induction welded using RhinoBond Installation Tool.	-75.0
R-51	Existing standing seam or lap seam metal roof covers having min. 12 gauge, 36 ksi steel purlins spaced **max. 72-inch o.c.**	One or more layers, any combination, preliminarily fastened	OMG Purlin Fasteners with Sarnadisc RhinoBond plate or Sikaplan RhinoBond Disc fastened to purlins	72	6	S327 or Sikaplan Fastened induction welded using RhinoBond Installation Tool.	-90.0
R-52	Existing standing seam or lap seam metal roof covers having min. 12 gauge, 36 ksi steel purlins spaced **max. 60-inch o.c.**	One or more layers, any combination, preliminarily fastened	OMG Purlin Fasteners with Sarnadisc RhinoBond plate or Sikaplan RhinoBond Disc fastened to purlins	60	6	S327 or Sikaplan Fastened induction welded using RhinoBond Installation Tool.	-105.0
***ISOWELD* INDUCTION WELDING SYSTEMS:**							
R-53	Existing standing seam or lap seam metal roof covers having min. 16 gauge (0.0598 inch), 50 ksi steel purlins spaced **max. 60-inch o.c.**	One or more layers, any combination, preliminarily fastened	Dekfast DF-#12-PC-SQ with SFS *isoweld®* PVC Plates (FI-P-6.8-PVC) fastened to purlins	60	12	S327 or Sikaplan Fastened induction welded SFS *isoweld®* PVC Plates with SFS *isoweld®* 3000 tool.	-45.0
R-54	Existing standing seam or lap seam metal roof covers having min. 16 gauge (0.0598 inch), 50 ksi steel purlins spaced **max. 60-inch o.c.**	One or more layers, any combination, preliminarily fastened	Dekfast DF-#12-PC-SQ with SFS *isoweld®* PVC Plates (FI-P-6.8-PVC) fastened to purlins	60	6	S327 or Sikaplan Fastened induction welded SFS *isoweld®* PVC Plates with SFS *isoweld®* 3000 tool.	-90.0

TABLE 7C: RECOVER APPLICATIONS SYSTEM TYPE F: NON-INSULATED, BONDED ROOF COVER				
[A] The reported MDP documents the allowable maximum design pressure of the new roof cover when installed atop the substrate, irrespective of the deck type (See Note 1) or performance of the substrate (See Note 12). The deck and substrate shall be capable of resisting the project design pressure requirements, not to exceed the noted MDP, to the satisfaction of the Authority Having Jurisdiction.				
System No.	Substrate (Note 1, Note 12)	Primer / Treatment	Roof Cover (Note 15)	MDP (psf)[A]
R-55	Existing, fully adhered asphaltic granule surface cap sheet	None	FB-SAD-FMA 12-inch o.c. or FB-SOM-FMA 12-inch o.c.	-120.0
R-56	Existing, fully-adhered, granule-surfaced modified bitumen roof cover	None	FB-MPG1-EF-ECO, FB-OB500 or FB-TRA	-315.0

2023 FBC NON-HVHZ

TABLE 8A: PROPRIETARY DECKS – NEW CONSTRUCTION SYSTEM TYPE C-2: INSULATED, INDUCTION-WELDED ROOF COVER							
System No.	Deck (Note 1)	Insulation Layer	Attachment			Roof Cover (Note 15B)	MDP (psf)
			Fasteners (Note 11)	Row Space (inch)	Fastener Space (inch)		
SARNADISC RHINOBOND SYSTEMS:							
P-1.	RENCo USA Purlin; 2-3/8" wide x 13-3/4" deep x ¼" thick wall with single ¼" web at mid-depth, spaced max. 24-inch o.c. RENCo USA Deck; 20-1/2" wide x 1-5/8" deep, attached to RENCo USA Purlins in accordance with RENCo USA, Inc. requirements to meet structural design loads to the satisfication of the Authority Having Jurisdiction (See Note 1 and FBC File No. FL28487)	Min. 0.5-inch DensDeck, DensDeck Prime, SECUROCK Ultralight Glass-Mat Roof Board or SECUROCK Ultralight Coated Glass-Mat Roof Board, loose-laid, followed by min. 1-inch Sarnatherm-H ISO, joints staggered from the gypsum board	Sarnafastener-XP Fasteners or Sikaplan Fastener #15 with Sarnadisc RhinoBond plate or Sikaplan RhinoBond Disc; fastened through to engage RENCo USA Purlins	24	16	S327, Sikaplan Fastened or Sikaplan Universal, min. 60-mil, induction welded using RhinoBond Installation Tool.	-75.0

TABLE 8B: PROPRIETARY DECKS – NEW CONSTRUCTION SYSTEM TYPE F: NON-INSULATED, BONDED ROOF COVER				
System No.	Deck (Note 1)	Primer	Roof Cover (Note 15)	MDP (psf)
P-2.	USG STRUCTO-CRETE Brand Structural Roof Deck Panels in accordance with USG requirements to meet structural design loads to the satisfication of the Authority Having Jurisdiction (See Note 1 and NOA 23-0316.03)	None	G410 SA or G410 SA FB, self-adhering	-82.5

2023 FBC NON-HVHZ