



## PRODUCT DATA SHEET

# SikaBond®-5800

### Premium Pressure Sensitive Resilient Flooring Adhesive

#### PRODUCT DESCRIPTION

SikaBond-5800 is a premium resilient flooring adhesive that is solvent-free with very low odor.

#### USES

- Luxury Vinyl Tile/Plank
- Carpet Tile
- Rubber Flooring
- Cork/Rubber/Foam Underlayment
- Fiberglass Backed Sheet Vinyl
- Vinyl Sheet Goods
- Cork Tile

#### CHARACTERISTICS / ADVANTAGES





- High Initial Tack
- High Shear and Peel Strength
- Excellent Bond Strength
- High Moisture Resistance - Up to 12 lbs/99% RH
- Very Low Odor
- Spreads Easily with Easy Clean Up
- Helps Contribute to LEED Credits

#### PRODUCT INFORMATION

<b>Packaging</b>	<ul style="list-style-type: none"><li>• 4-Gallon Pail</li><li>• 1-Gallon Pail</li></ul>
<b>Shelf Life</b>	24 months in original unopened packaging
<b>Storage Conditions</b>	+41°F (+5°C) to +77°F (+25°C) The product must be stored in original, unopened and undamaged sealed packaging in dry conditions

# APPLICATION INFORMATION

## Coverage

Flooring Type	Trowel	Coverage
Vinyl Tile, Vinyl Plank, Carpet Tile, Fiberglass Backed Sheet Vinyl, Rubber Tile, Rubber Stair Treads, Cork/Rubber Underlayment greater than 1/4", Foam Underlayment up to 1/4", Vinyl/Rubber Sheet Goods (over porous substrates)	1/16" x 1/16" x 1/16" Square Notch 	150-180 sq.ft per gal.
Vinyl Tile, Vinyl Plank, Carpet Tile, Fiberglass Backed Sheet Vinyl, Cork/Rubber/Foam Underlayment up to 1/4", Rubber Sheet Goods (over non-porous substrates)	1/16" x 1/32" x 1/32" U Notch 	220-260 sq.ft per gal.
Vinyl Sheet Goods (over non-porous substrates)	1/16" x 1/32" x 1/16" U Notch 	400 sq.ft per gal.
Carpet Tile and Fiberglass Backed Sheet Vinyl	1/4" Paint Roller 	250-350 sq.ft per gal.

## BASIS OF PRODUCT DATA

Results may differ based upon statistical variations depending upon mixing methods and equipment, temperature, application methods, test methods, actual site conditions and curing conditions.

## USES

These directions are general guidelines for flooring installations. It is the responsibility of the installer to determine proper drying time of the adhesive, trowel size to be used and acceptability of subfloor conditions. Installations must also be in accordance with flooring manufacturers recommendations. Only flooring that is approved for glue down installations by the flooring manufacturer can be used with SikaBond-5800. Floors installed with SikaBond-5800 are not warranted against damage caused by wet mopping, flooding, plumbing leaks or other extraordinary circumstances. For any installation not herein recommended, contact Sika before proceeding.

## ENVIRONMENTAL, HEALTH AND SAFETY

For further information and advice regarding transportation, handling, storage and disposal of chemical products, user should refer to the actual Safety Data Sheets containing physical, environmental, toxicological and other safety related data. User must read the current actual Safety Data Sheets before using any products. In case of an emergency, call CHEMTREC at 1-800-424-9300, International 703-527-3887.

## APPLICATION INSTRUCTIONS

### GENERAL CHARACTERISTICS

SikaBond-5800 has been formulated for the interior

installation of luxury vinyl tile (LVT), luxury vinyl plank (LVP), vinyl sheet goods (homogeneous/heterogeneous), fiberglass backed sheet vinyl, carpet tile, rubber flooring and cork/rubber/foam underlayments over approved substrates. SikaBond-5800 offers maximum bond strength, high moisture resistance and can be roller or trowel applied. Flooring must be approved in writing by manufacturer for glue down installations. Flooring may be installed up to 3 hours after initial drying if the area remains dust and dirt free. SikaBond-5800 helps control vinyl plank shrinkage in controlled environments and is a solvent-free adhesive with very low odor.

### APPROVED SUBFLOORS

A.P.A. Rated Plywood (exterior or underlayment grade); Existing vinyl tile flooring; Concrete - above or on grade; Terrazzo; Underlayment grade O.S.B.; Lightweight concrete/gypcrete (coated with latex primer), per ASTM F2419; Existing fully adhered, non-cushioned sheet vinyl; Below-grade concrete in the absence of excessive moisture and alkalinity (Use below-grade only when recommended by flooring manufacturer). Sika does not approve using SikaBond-5800 over ceramic tile. Note: If Sika's list of approved subfloors is different from the flooring manufacturer, Sika requires that you must follow the flooring manufacturer's recommendation.

### SUBFLOOR REQUIREMENTS

- All subfloors must be smooth, sound, dry, clean, flat and free of dirt, grease, wax, paint, oil or anything that would hinder a good bond, per ASTM F710.
- Trisodiumphosphate (TSP) can be used to clean vinyl surfaces. Concrete subfloors not meeting this standard must have contaminants removed by mechanical means, then vacuumed clean. Check with the flooring manufacturer for installation recommendations.
- Do not install over old "cutback" petroleum adhesives. These must be removed completely or covered with a portland cement leveling compound.
- When installing flooring over gypsum based levelers,

the gypsum must first be sealed/primed and allowed to dry prior to installation of flooring (see gypsum manufacturer's instructions for recommended sealer/primer).

- Complete drying of leveling compounds is critical before installation. While curing time may only take a few hours, the complete drying time of these compounds can take 24 hours or more. Please follow manufacturer's instructions.
- Epoxy and poured vapor barriers may leave an oily residue after application, which should be removed. The vapor barrier's surface should be abraded or lightly sanded and cleaned thoroughly. When installing over a non-porous subfloor, additional flash-off is needed.
- When using new sheet vinyl as a moisture barrier over concrete, a vinyl primer must be applied. Refer to manufacturer's instructions and limitations.
- If there is a concern about adhesion to any subfloor, install a test area before installing the entire floor.
- Subfloors must be flat to 3/16" in a 10' radius or 1/8" within a 6' radius.
- Remove any high spots by mechanical means and fill any low spots with a good quality cementitious-based latex patch mix.
- Thorough examination for excessive moisture in all subfloors is essential.
- Look around for visible water stains on the drywall and subfloor, particularly on concrete. Sika does not warrant the installation of Sika adhesives over non-approved concrete sealers and coatings. For more information contact Sika.
- Checking for and avoiding excessive moisture in every subfloor must be done. Sika requires the use of moisture tests on all concrete and wood subfloors. It is important that the subfloor's moisture readings do not exceed the flooring manufacturer's or Sika's recommendations, whichever is lowest. If excessive moisture is present, use an appropriate vapor barrier. All moisture tests must be documented prior to installation for Sika warranty to be in effect. After moisture testing of the concrete subfloor is complete, if moisture is above limitations, a Concrete Moisture Control System is required. For more information, contact Sika at (201) 933-8800.
- The maximum level for moisture emission when installing approved resilient flooring is 12 lbs. per 1,000 square feet over 24 hours, per the ASTM F1869 Calcium Chloride Method Test and up to 99% Relative Humidity (RH), per the ASTM F2170 Relative Humidity Test.
- The maximum level for moisture emission when installing vinyl sheet goods is 5 lbs. per 1,000 square feet over 24 hours, per the ASTM F1869 Calcium Chloride

Method Test and up to 80% Relative Humidity (RH), per the ASTM F2170 Relative Humidity Test.

- Moisture in wood subfloors should be measured with a wood moisture meter. The moisture content should not exceed 12%. Read flooring manufacturer's moisture standards. Follow the instructions carefully.
- Radiant heated subfloors should be turned off 24 hours prior to, during and after installation to prevent premature curing of the adhesive.
- Jobsite Information, Conditions and Acclimation: The adhesive, floor covering and area to receive flooring must be maintained at a temperature of 65°-95°F and at a relative humidity of 35%-65% for 72 hours before, during and after installation.
- Special Instructions: Existing concrete must meet applicable standards and specifications. ASTM E1745 specification for a plastic moisture vapor retarder must be installed below the concrete. The concrete must be fully cured, (a minimum of 45 days) no signs of visible moisture and free from hydrostatic pressure. SikaBond-5800 is a high-moisture tolerant pressure sensitive adhesive, however, it does not form a moisture barrier and is not considered a sealer. SikaBond-5800 will not protect the flooring from moisture damage. Refer to flooring manufacturer's recommendations for moisture limitations.

#### LUXURY VINYL TILE & LUXURY VINYL PLANK FLOORING INSTALLATIONS

All LVT and LVP flooring must be dimensionally stable. Porous Surfaces: May be used as a wet-lay method or a pressure sensitive adhesive over porous surfaces. To use wet, apply adhesive with the recommended trowel and allow to flashoff for 10-15 minutes before installing flooring. Lay tile or plank into wet adhesive according to flooring manufacturer's instructions. Adhesive must transfer to floor product to ensure proper bond. For wet-lay installations, please wait 8 hours before allowing traffic. To use as a pressure sensitive adhesive, allow the adhesive to dry to a tacky state and then install flooring according to flooring manufacturer's instructions. Non-Porous Surfaces: Apply adhesive with the recommended trowel and allow to dry completely. Lay in the tile or plank according to the flooring manufacturer's instructions. The highly aggressive pressure sensitive grip prevents slippage and minimizes seam gaps. Drying time is 45-60 minutes and will vary depending on temperature and humidity. Installation over areas of incomplete drying can result in job failure. For flash-off installations, traffic can begin immediately.

#### Product Data Sheet

SikaBond®-5800

January 2025, Version 01.01

020512030000000218



## VINYL SHEET GOODS (HOMOGENOUS/HETEROGENOUS) & RUBBER FLOORING INSTALLATIONS

**Porous Surfaces:** May be used either wet or as a pressure sensitive adhesive over porous surfaces. To use wet, apply adhesive with the recommended trowel and allow to flash-off for 10-15 minutes before installing flooring. Lay tile, plank or sheet goods into wet adhesive according to flooring manufacturer's instructions.

**Adhesive must transfer to flooring product to ensure proper bond.** To use as a pressure sensitive adhesive, dry to a tacky state and then install flooring according to flooring manufacturer's instructions within 3 hours.

**Non-Porous Surfaces:** Apply with the recommended trowel. When installing sheet goods over non-porous surfaces, SikaBond-5800 adhesive must be utilized as a pressure sensitive adhesive for permanent bond only. Time required will vary with ambient conditions.

## FIBERGLASS BACKED SHEET VINYL INSTALLATIONS

- Apply adhesive with recommended roller to approved substrate. It is the installer's responsibility to apply the proper amount of adhesive for the job condition.
- Allow adhesive to completely dry until it will not transfer to the fingers when pressed.
- Lay flooring according to manufacturer's recommendations.
- For permanent installations, (over porous substrates only) install fiberglass backed sheet vinyl into the wet adhesive.
- Complete the job by using the "Broom Method" or installer's choice for removing air pockets.

**NOTE:** Restrict heavy traffic on floor for 24 hours after installation.

## CARPET TILE INSTALLATIONS

- Used "dry," it is a releasable and rebondable pressure sensitive adhesive for vinyl backed carpet tiles. For a releasable bond, SikaBond-5800 may be applied to porous or non-porous surfaces and allowed to dry "tacky." Tiles may be removed as needed to change the pattern or to replace worn tiles.
- When used "wet" the water in the adhesive must have an avenue of escape (one surface must be porous) and the bond created will be permanent.
- Install flooring according to manufacturer's recommendations.

## CORK TILE INSTALLATIONS

- Check with cork manufacturer for moisture testing, acclimation and other special installation instructions.
- Area to receive flooring should always acclimate to

"live-in" temperature and humidity conditions.

- When installing cork flooring using SikaBond-5800, the adhesive must be used as a contact adhesive. Begin by spreading SikaBond-5800 on the subfloor using the appropriate trowel and allow the adhesive to completely dry. Ensuring the adhesive is thoroughly dry will help prevent moisture being transferred to the tile. Drying time will vary with the temperature and humidity conditions. After the adhesive has thoroughly dried on the sub floor apply a thin coat of adhesive to the back of the cork tiles using a paint bush or paint roller. Allow adhesive on the back of the cork to flash for approximately 15 minutes before installing the tiles. Roll the flooring during and immediately after installation. Allow for recommended expansion space.

## APPROVED CORK/RUBBER/FOAM UNDERLAYMENT INSTALLATIONS

- Cut underlayment to length and lay loosely over the area to be installed. Both ends of the roll must curl down towards the subfloor, if they curl up, turn the underlayment over.
- Pull the loose laid material back at least half the length of the roll. Using the recommended trowel apply SikaBond-5800 to the subfloor. Allow SikaBond-5800 to flash for 20-30 minutes prior to placing underlayment into adhesive. Upon placing underlayment into the adhesive, roll both ways with a 100 lb roller. Repeat the installation for the other half of the subfloor, insuring all joints are butted together tightly.
- Allow adhesive to set prior to proceeding to flooring installation. It is highly recommended to allow at least 18 hours prior to installation of the flooring.

## VENTILATION

Installers should provide adequate cross-ventilation during and for 24 hours after installation.

## FREEZE-THAW STABILITY

While this adhesive is freeze-thaw stable, per ASTM D-7149, it should be protected from freezing during transit and storage.

## PRECAUTIONS

V.O.C. 0 grams/liter. Avoid eye contact. In case of eye contact, flush eye with clean water for fifteen minutes. If irritation persists, get medical attention. Use with adequate ventilation. Keep out of reach of children. See Safety Data Sheet for further information.

## FIRST AID

In case of eye contact, flush thoroughly with water for at

least 15 minutes. SEEK IMMEDIATE MEDICAL ATTENTION. In case of skin contact, wash affected areas with soap and water. If irritation persists, SEEK MEDICAL ATTENTION. Remove and wash all contaminated clothing. If inhalation causes physical discomfort, move to fresh air. If discomfort persists, SEEK MEDICAL ATTENTION.

#### **CLEANING OF TOOLS**

Wet adhesive can be removed with a damp cloth. Dried SikaBond-5800 can be removed with mineral spirits or a safe solvent. Hands and tools may be cleaned with “waterless hand cleanser” available at hardware and auto supply stores.

#### **LEGAL DISCLAIMER**

- **KEEP CONTAINER TIGHTLY CLOSED**
- **KEEP OUT OF REACH OF CHILDREN**
- **NOT FOR INTERNAL CONSUMPTION**
- **FOR INDUSTRIAL USE ONLY**
- **FOR PROFESSIONAL USE ONLY**

Prior to each use of any product of Sika Corporation, its subsidiaries or affiliates (“SIKA”), the user must always read and follow the warnings and instructions on the product’s most current product label, Product Data Sheet and Safety Data Sheet which are available at [usa.sika.com](http://usa.sika.com) or by calling SIKA’s Technical Service Department at 1-800-933-7452. Nothing contained in any SIKA literature or materials relieves the user of the obligation to read and follow the warnings and instructions for each SIKA product as set forth in the current product label, Product Data Sheet and Safety Data Sheet prior to use of the SIKA product.

SIKA warrants this product for one year from date of installation to be free from manufacturing defects and to meet the technical properties on the current Product Data Sheet if used as directed within the product’s shelf life. User determines suitability of product for intended use and assumes all risks. User’s and/or buyer’s sole remedy shall be limited to the purchase price or replacement of this product exclusive of any labor costs. **NO OTHER WARRANTIES EXPRESS OR IMPLIED SHALL APPLY INCLUDING ANY WARRANTY OF MERCHANTABILITY OR FITNESS FOR A PARTICULAR PURPOSE. SIKA SHALL NOT BE LIABLE UNDER ANY LEGAL THEORY FOR SPECIAL OR CONSEQUENTIAL DAMAGES. SIKA SHALL NOT BE RESPONSIBLE FOR THE USE OF THIS**

**Sika Corporation**  
201 Polito Avenue  
Lyndhurst, NJ 07071  
Phone: +1-800-933-7452  
Fax: +1-201-933-6225  
[usa.sika.com](http://usa.sika.com)



**Product Data Sheet**  
**SikaBond®-5800**  
January 2025, Version 01.01  
02051203000000218

**PRODUCT IN A MANNER TO INFRINGE ON ANY PATENT OR ANY OTHER INTELLECTUAL PROPERTY RIGHTS HELD BY OTHERS.**

Sale of SIKA products are subject to the Terms and Conditions of Sale which are available at <https://usa.sika.com/en/group/SikaCorp/termsandconditions.html> or by calling 1-800-933-7452.

SikaBond-5800-en-US-(01-2025)-1-1.pdf

