



## PRODUCT DATA SHEET

# DriTac® 4141 Golden Bullet

Premium Sustainable Sound & Moisture Control Urethane Wood Flooring Adhesive

### PRODUCT DESCRIPTION

DriTac 4141 Golden Bullet is a single-component, premium sustainable sound and moisture control urethane wood flooring adhesive that offers the most enhanced moisture warranty in the industry. This multiple solution product meets and/or exceeds all IIC and STC building code requirements for sound reduction.

### USES

- Solid Wood Planks
- Bamboo
- Plain-Back Parquet
- Recycled Rubber
- Multi-Ply Engineered Plank
- Acrylic Impregnated Wood
- Exotic Multi-Ply Engineered Plank
- Cork/Rubber/Foam Underlayment

### CHARACTERISTICS / ADVANTAGES







- Lifetime Warranty
- Unlimited Subfloor Moisture Control
- No Testing Required
- Contains No Water
- Unlimited Wood Plank: Length/Width/Thickness
- Easy to Clean When Wet
- One-Day, One-Step System
- Helps Contribute to LEED Credits
- Low VOC Content

### PRODUCT INFORMATION




<b>Packaging</b>	4 gal. (15.14 L)
<b>Shelf Life</b>	12 months when stored at 75° F and 50% relative humidity.
<b>Storage Conditions</b>	Store in undamaged original sealed containers, in dry conditions and protected from direct sunlight at temperatures between 50 °F and 77 °F (10–25 °C)

# APPLICATION INFORMATION

## Coverage

FOR USE AS ADHESIVE ONLY		
Flooring Type	Trowel	Coverage
Multi-ply Engineered Plank 3/8" up to 1/2" and 5/16" to 3/8" Solid Strip	3/16" x 5/32" V Notch 	50 sq.ft per gal.
5/16" Solid Parquet, 1/4" Engineered Plank	1/8" x 1/8" x 1/8" Square Notch 	80 sq.ft per gal.
3/4" Solid Wood Plank/Shorts, 4' x 4' Plywood	1/4" x 1/4" x 1/4" Square Notch 	35 sq.ft per gal.
Greater than 1/2" Engineered Plank, 3/4" Parquet and Solid Plank greater than 3/8" up to 9/16"	1/4" x 1/4" x 1/8" Square Notch 	35 sq.ft per gal.
Bamboo up to 5/8" to 9/16" in thickness	3/16" x 3/16" x 3/16" Square Notch 	30 sq.ft per gal.
Recycled Rubber Flooring over Non-Porous Substrates	3/32" x 3/32" x 3/32" Square Notch 	100 sq.ft per gal.

FOR ALL-IN-ONE MOISTURE MEMBRANE		
Flooring Type	Trowel	Coverage
Multi-ply Engineered Plank up to 1/2" Thick and Plain-Back Parquet	1/4" x 3/16" V Notch (TR 10) 	30-35 sq.ft per gal.
Multi-ply Engineered Plank, Solid Plank and Bamboo up to 5/8" in Thickness	1/4" x 1/4" V Notch (TR 11) 	30 sq.ft per gal.
Multi-ply Engineered Plank, Solid Plank and Bamboo Greater than 5/8" in Thickness	1/2" x 15/32" V Notch 	20 sq.ft per gal.

## BASIS OF PRODUCT DATA

Results may differ based upon statistical variations depending upon mixing methods and equipment, temperature, application methods, test methods, actual site conditions and curing conditions.

## USES

DriTac 4141 adhesive is affected by humidity more than temperature. High humidity will cause the adhesive to cure faster and low humidity will slow the curing process. Do not use on wet, contaminated or friable substrates. Only engineered plank can be installed below grade due to the limitations in solid wood flooring such as lack of dimensional stability. After 8 to 12 hours, light traffic is allowed. Do not use as a leveling material. Do not use with gypsum based patches or underlayments in wet or moist environments. This product requires a cementitious-based patching

compound that is approved for use in high moisture applications when installing DriTac 4141 in a wet or moist environment.

## ENVIRONMENTAL, HEALTH AND SAFETY

For further information and advice regarding transportation, handling, storage and disposal of chemical products, user should refer to the actual Safety Data Sheets containing physical, environmental, toxicological and other safety related data. User must read the current actual Safety Data Sheets before using any products. In case of an emergency, call CHEMTREC at 1-800-424-9300, International 703-527-3887.

## APPLICATION INSTRUCTIONS

### GENERAL CHARACTERISTICS

DriTac 4141 has been formulated for the interior

installation of multi-ply engineered plank, solid plank, bamboo, exotic wood, acrylic impregnated wood, parquet, plywood, recycled rubber flooring and cork/rubber/foam underlayments over approved substrates. Carefully follow the flooring manufacturer's instructions. The time it takes for the adhesive to cure is related to temperature, humidity, porosity of the subfloor, ventilation and air movement.

#### **APPROVED SUBFLOORS**

Applies for Adhesive Bond Only:

- Plywood
- Terrazzo and ceramic tile
- Underlayment grade O.S.B.
- Vinyl tile flooring coated with vinyl primer
- Non-cushioned fully adhered sheet vinyl coated with vinyl primer
- Concrete; above, on or below grade in the absence of excessive moisture and alkalinity
- Light weight concrete/gypcrete (coated with latex primer), per ASTM F2419

Note: If Sika-DriTac's list of approved subfloors is different from the flooring manufacturer, Sika-DriTac requires that you must follow the flooring manufacturers recommendation.

#### **Applies for 4-in-1 system Only:**

- Concrete; above or on-grade and below-grade only in the absence of excessive moisture/alkalinity
- Light weight concretes (coated with latex primer)
- Gypcrete (Above-grade when coated with an approved latex primer)

#### **SUBFLOOR REQUIREMENTS**

Applies for Adhesive Bond Only & 4-in-1 system:

Clean - It is required that all concrete, sheet vinyl, vinyl tile, terrazzo and ceramic tile sub floors be scoured by mechanical means to remove dirt or any surface contamination such as paint, grease, oil, sealers, waxes, curing compounds and glass-like concrete. DriTac 4141 adhesive should not be used over these substances.

Sweep or vacuum the subfloor before installation.

Preparation - All floors should be flat to within 3/16" in 10 ft. or 1/8" in 6 ft. Not properly flattening the substrate to industry standards may result in voids in the moisture control membrane when this product is used as a 4-in-1 system. This can allow moisture to adversely affect the wood flooring and is not covered by the substrate moisture warranty.

Smooth and Flat - Remove any high spots by mechanical means and fill any low spots with a good quality

cementitious based latex patch mix.

#### **CONCRETE SUBFLOORS**

Applies for Adhesive Bond Only & 4-in-1 system:

Concrete should be at least 60 days old. Inspect the concrete before installing flooring over it. First inspect for any wetness at the base of the drywall or for visible signs of moisture on the concrete. Second, test for moisture. Use a Calcium Chloride Test for reliable concrete testing. When used as an adhesive only, DriTac 4141 is warranted for up to 3 lbs/1,000 ft<sup>2</sup>/24 hrs, per the ASTM F1869 Calcium Chloride Method Test and up to 75% Relative Humidity (RH), per the ASTM F2170 Relative Humidity Test. When used as a 4-in-1 system, DriTac 4141 offers unlimited concrete subfloor moisture control when all manufacturer installation recommendations are followed and the subfloor is visually dry and without a history of moisture problems. Many wood flooring products can be installed over lightweight concrete (less than 3000 PSI) or gypcrete, providing the surface is properly prepared. Follow the concrete/gypcrete manufacturer's recommendation for the application of a surface hardener/primer. Radiant heated subfloors should be turned off 24 hours prior to, during and after installation to prevent premature curing of the adhesive.

#### **SHEET VINYL, VINYL TILE, TERRAZZO SUBFLOORS**

Applies for Adhesive Bond Only: All tiles or sheet goods must be firmly bonded to the subfloor. Make certain the sheet vinyl is a full spread system, perimeter installations are unacceptable. If materials are poorly bonded to the subfloor remove them down to the original subfloor and sand or scrape off all traces of old adhesive. Do not glue over heavy cushioned (1/4") sheet goods or rubber tile. New sheet vinyl or vinyl tile must be coated with a primer. Old vinyl must be sanded first, then cleaned with TSP or equivalent cleaner to remove all wax and other coatings. CAUTION: Sanding or removing tile flooring containing asbestos is a health hazard. If there is any doubt concerning the contents, professional advice should be sought. Asbestos has been labeled a carcinogen.

#### **PLYWOOD, ORIENTED STRAND BOARD (OSB) OR WOOD SUBFLOORS**

Applies for Adhesive Bond Only: Before installing over any one of these subfloors, test for moisture using a reliable moisture meter such as the Tramex Wood Moisture Meter or equivalent. The moisture content should not exceed 12%. If it is over 12%, either wait until

the subfloor is drier or stabilize the subfloor with an additional layer of ¼" plywood. All joints in subflooring materials should have 1/8" expansion space around all panels. If expansion space is not present, cut around and through the panel joints with a circular saw. When installing a plywood sheet subfloor over concrete, score 3/8" deep every 8 to 10 inches on 4' x 4' sheets of ¾" exterior. Set 4' x 4' sheets into wet adhesive. Apply weight as necessary and allow to cure overnight. CAUTION: Subfloors with high moisture content may shrink at a later date causing cracks to appear in the wood floor.

### WOOD INSTALLATIONS

Applies for Adhesive Bond Only & 4-in-1 system: Provide adequate ventilation and air movement. Ideally, installation should not begin until all wet work (painting, dry wall materials, etc.) is complete and the heating/air conditioning system is in operation. Jobsite temperature should be between 55 and 90° Fahrenheit. Trowel only the amount of adhesive that can be covered in 30 minutes. Install wood flooring into wet adhesive only. Secure the first row with edge blocking or top nail with finishing or sprig nails. Tighten side and end joints and reduce scooting by securing the flooring together with painters tape (Check with wood manufacturer for list of approved tape manufacturers). Occasionally check for transfer to back of wood flooring. If adhesive transfer is less than 90% to the back of the plank scrape up the adhesive and apply fresh DriTac 4141. When using this product as a 4-in-1 system, a monolithic membrane must be formed and adhesive transfer must be 100%. Apply weight to any bowed flooring and all floor mounted trim moldings. Remove all defective or unsightly boards immediately. The adhesive is very tenacious and flooring is difficult to remove after the adhesive has cured. Roll the floor with a 100 lb. roller every two to three hours during and immediately after installation.

### RECYCLED RUBBER FLOORING INSTALLATIONS

Applies for Adhesive Bond Only: This product is approved for installing all recycled rubber flooring products that are recommended for installation with a moisture cure urethane adhesive. Check with the flooring manufacturer for installation recommendations.

### APPROVED CORK/RUBBER/FOAM UNDERLAYMENT INSTALLATIONS

Applies for Adhesive Bond Only:

- Cut underlayment to length and lay loosely over the

area to be installed. Both ends of the roll must curl down towards the subfloor, if they curl up, turn the underlayment over.

- Pull the loose laid material back at least half the length of the roll. Using the recommended trowel apply DriTac 4141 to the subfloor. Place the underlayment into the adhesive immediately. Upon placing underlayment into the adhesive, roll both ways with a 100 lb roller. Repeat the installation for the other half of the subfloor, insuring all joints are butted together tightly.
- Allow adhesive to set prior to proceeding to flooring installation. It is highly recommended to allow at least 18 hours prior to installation of the flooring.
- When installing foam underlayment, the underlayment manufacturer must state in writing that the product can be installed with urethane adhesives.

### NAIL ASSIST INSTALLATIONS

Applies for Adhesive Bond Only: This adhesive can be used for nail assist installations, when recommended in writing by the wood flooring manufacturer.

### PRECAUTIONS

- May cause skin and/or eye irritation. May cause dermatitis and allergic responses. Potential skin and/or respiratory sensitizer. Inhalation of vapors may cause irritation and intoxication with headaches, dizziness, and nausea. See Safety Data Sheets for further information. Ingestion may cause irritation.
- KEEP OUT OF REACH OF CHILDREN. Avoid contact with skin, eyes and clothing. Wash thoroughly after handling. Avoid breathing vapors. Use only with adequate ventilation. Use impervious gloves, eye protection and if TLV is exceeded or if used in a poorly ventilated area, use NIOSH/MSMA approved respiratory protection in accordance with applicable federal, state and local regulations. DO NOT take internally. Empty container may contain hazardous residues.

### FIRST AID

In case of eye contact, flush thoroughly with water for at least 15 minutes. SEEK IMMEDIATE MEDICAL ATTENTION. In case of skin contact, wash affected areas with soap and water. If irritation persists, SEEK MEDICAL ATTENTION. Remove and wash all contaminated clothing. If inhalation causes physical discomfort, remove to fresh air. If discomfort persists, SEEK MEDICAL ATTENTION.

### REUSE OF PARTIAL CONTAINERS

Cover adhesive in the pail with a plastic trash bag or two

layers of plastic film. Put lid on tightly. Turn over pail. This will seal contents from outside air. To open container, take off lid, cut plastic and remove thin layer of cured adhesive on surface.

### INSTALLER RESPONSIBILITY

These directions are general guidelines for flooring installations. It is the responsibility of the installer to determine proper drying time of the adhesive, trowel size to be used and acceptability of subfloor conditions. Installations must also be in accordance with flooring manufacturers recommendations. Only flooring that is approved for glue down installations by the flooring manufacturer can be used with DriTac 4141. Floors installed with DriTac 4141 are not warranted against damage caused by wet mopping, flooding, plumbing leaks or other extraordinary circumstances. For any installation not herein recommended, contact Sika-DriTac before proceeding.

### CLEANING OF TOOLS

Remove excess urethane adhesive as soon as possible before it dries on the flooring surface. Clean up as you go. Cured urethane adhesive is very difficult to remove. Never attempt to remove DriTac 4141 adhesive from tools or flooring with water as this will cause the adhesive to cure more rapidly. Remove residue before it dries with flooring manufacturer approved cleaning method. Clean DriTac 4141 adhesive from floor and tools while still wet with flooring manufacturer approved cleaning method.

### LEGAL DISCLAIMER

- KEEP CONTAINER TIGHTLY CLOSED
- KEEP OUT OF REACH OF CHILDREN
- NOT FOR INTERNAL CONSUMPTION
- FOR INDUSTRIAL USE ONLY
- FOR PROFESSIONAL USE ONLY

Prior to each use of any product of Sika Corporation, its subsidiaries or affiliates ("SIKA"), the user must always read and follow the warnings and instructions on the product's most current product label, Product Data Sheet and Safety Data Sheet which are available at [usa.sika.com](http://usa.sika.com) or by calling SIKA's Technical Service Department at 1-800-933-7452. Nothing contained in any SIKA literature or materials relieves the user of the obligation to read and follow the warnings and instructions for each SIKA product as set forth in the

current product label, Product Data Sheet and Safety Data Sheet prior to use of the SIKA product.

SIKA warrants this product for one year from date of installation to be free from manufacturing defects and to meet the technical properties on the current Product Data Sheet if used as directed within the product's shelf life. User determines suitability of product for intended use and assumes all risks. User's and/or buyer's sole remedy shall be limited to the purchase price or replacement of this product exclusive of any labor costs.

**NO OTHER WARRANTIES EXPRESS OR IMPLIED SHALL APPLY INCLUDING ANY WARRANTY OF MERCHANTABILITY OR FITNESS FOR A PARTICULAR PURPOSE. SIKA SHALL NOT BE LIABLE UNDER ANY LEGAL THEORY FOR SPECIAL OR CONSEQUENTIAL DAMAGES. SIKA SHALL NOT BE RESPONSIBLE FOR THE USE OF THIS PRODUCT IN A MANNER TO INFRINGE ON ANY PATENT OR ANY OTHER INTELLECTUAL PROPERTY RIGHTS HELD BY OTHERS.**

Sale of SIKA products are subject to the Terms and Conditions of Sale which are available at <https://usa.sika.com/en/group/SikaCorp/termsandconditions.html> or by calling 1-800-933-7452.

#### Sika Corporation

201 Polito Avenue  
Lyndhurst, NJ 07071  
Phone: +1-800-933-7452  
Fax: +1-201-933-6225  
[usa.sika.com](http://usa.sika.com)



Product Data Sheet  
DriTac® 4141 Golden Bullet  
January 2025, Version 01.01  
020512010000000058

DriTac4141GoldenBullet-en-US-(01-2025)-1-1.pdf

