

Border Patterns

LITHOTEX® Pavecrafters® Concrete Patterns and Textures

Note: All measurements are approximate



4" Tumbled Edge Stone Border

Pattern # S8210

Additional Tools:

Finishing Corner – S8211

'T' – S8212

Cross – S8213


Recommended Contractor Set: 2 Rigid, 1 Flex, 1 Corner, 1 Skin, 1 Roller Sleeve
(1 Cross & 1 'T' if needed)

Suggested Touch-up and Detailing Tools:

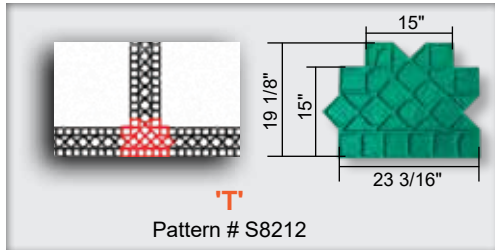
Touch-up Texture Skin: Bluestone – S20018-TS

Touch-up Texture Roller Sleeve: Bluestone – SR0920

Chisels: 2" & 4" **Touch-up Wheel:** 3/16" or 3/8"




Grout Line Width: 1/4"-5/8"



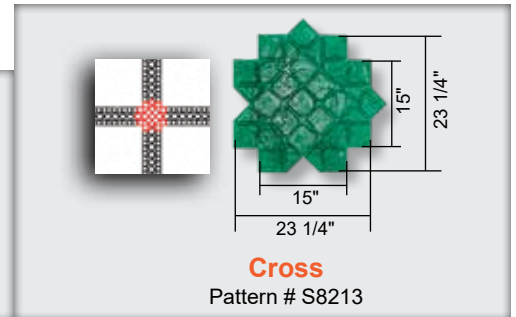
T

Pattern # S8212



Finishing Corner

Pattern # S8211



Cross

Pattern # S8213



18" Tumbled Edge Stone with 4" Stone Border

Pattern # S8205

Recommended Contractor Set: 6 Rigid, 1 Flex, 1 Skin, 1 Roller Sleeve

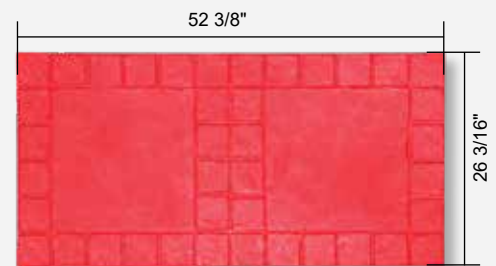
Suggested Touch-up and Detailing Tools:

Touch-up Texture Skin: Bluestone – S20018-TS

Touch-up Texture Roller Sleeve: Bluestone – SR0920

Chisels: 2", 4", & 8" **Touch-up Wheel:** 3/16" or 3/8"

Grout Line Width: 3/16"-1/2"



4" x 4" Granite Border 2 Row

Pattern # S5615


Recommended Contractor Set: 2 Rigid, 1 Flex, 1 Skin

Suggested Touch-up and Detailing Tools:

Touch-up Texture Skin: 4" x 4" Granite Set – S5618-TS

Chisels: 2" & 4" **Touch-up Wheel:** 3/16" or 3/8"

Grout Line Width: 3/8"-5/8"



Border Patterns

LITHOTEX® Pavecrafters® Concrete Patterns and Textures

Note: All measurements are approximate



4" x 4" Granite Border 3 Row

Pattern # S5616


Recommended Contractor Set: 2 Rigid, 1 Flex, 1 Skin

Suggested Touch-up and Detailing Tools:

Touch-up Texture Skin: 4" x 4" Granite Set – S5618-TS

Chisels: 2" & 4" **Touch-up Wheel:** 3/16" or 3/8"

Grout Line Width: 3/8"-5/8"



Roman Rope

Pattern # S7900


Recommended Contractor Set: 2 Rigid, 1 Flex, 1 Skin

Suggested Touch-up and Detailing Tools:

Touch-up Texture Skin: Roman Rope – S7918-TS

Chisels: not recommended **Touch-up Wheel:** 3/16"

Grout Line Width: 1/4"



New Brick Soldier Course

Pattern # S6900

Grout Line Width: 1/4"-3/8"
Brick Size: 3 3/4" x 7 3/4"

Additional Tools:

Finishing Corner – S6903 (see **A**)

Soldier Curve – S6230, Single Brick Set – S6905 (see **B**)

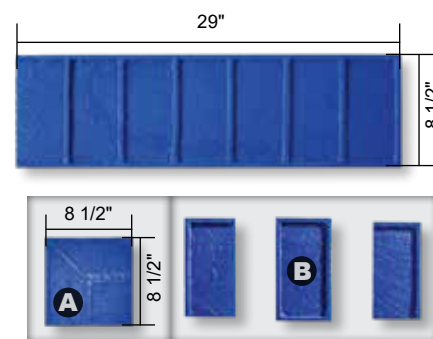
Recommended Contractor Set: 2 Rigid, 1 Flex, 1 Finishing Corner, 1 Soldier Curve, 1 Single Brick Set, 1 Skin, 1 Roller Sleeve, 1 Touch-up Tool Set

Suggested Touch-up and Detailing Tools:

Touch-up Texture Skin: New Brick – S7318-TS

Touch-up Texture Roller Sleeve: New Brick – SR0960

Touch-up Tool Set: New Brick Soldier Course – S6231



Pennsylvania Avenue Soldier Course

Pattern # S6805

Grout Line Width: 1/4"
Brick Size: 3 7/8" x 8"

Additional Tools:

Finishing Corner – S6806 (see **C**),

Soldier Curve – S6630, Single Brick Set – S6807 (see **D**)

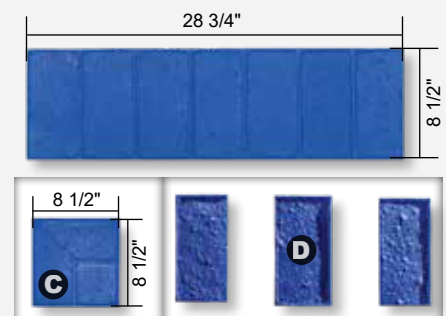
Recommended Contractor Set: 2 Rigid, 1 Flex, 1 Finishing Corner, 1 Soldier Curve, 1 Single Brick Set, 1 Skin, 1 Roller Sleeve, 1 Touch-up Tool Set

Suggested Touch-up and Detailing Tools:

Touch-up Texture Skin: Old Chicago – S73180-TS

Touch-up Texture Roller Sleeve: Old Chicago – SR0966

Touch-up Tool Set: Pennsylvania Avenue Soldier Course – S6631



Border Patterns

LITHOTEX® Pavecrafters® Concrete Patterns and Textures

Note: All measurements are approximate



Old Chicago Soldier Course

Pattern # S6800

Grout Line Width: 3/8"
Brick Size: 4" x 8 1/2"

Additional Tools:
Finishing Corner – S6801 (see **E**),
Soldier Curve – S6830, Single Brick Set – S6803 (see **F**)

Recommended Contractor Set: 2 Rigid, 1 Flex, 1 Finishing Corner,
1 Soldier Curve, 1 Single Brick Set, 1 Skin, 1 Roller Sleeve, 1 Touch-up Tool Set

Suggested Touch-up and Detailing Tools:

Touch-up Texture Skin: Old Chicago – S73180-TS

Touch-up Texture Roller Sleeve: Old Chicago – SR0966

Touch-up Tool Set: Old Chicago Soldier Course – S6831

Chisels: 2", 4", & 8" **Touch-up Wheel:** 3/8"



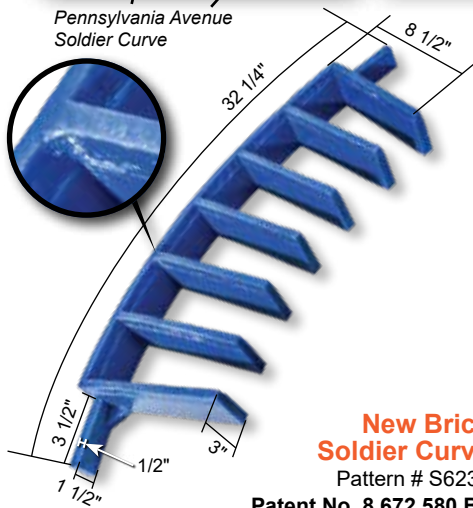
Soldier Course Accessories



Pennsylvania Avenue
Soldier Curve

Soldier Curve Tools


- Automatically adjusts brick angles as if they were cut by a mason
- Eliminates sloppy hand cut borders
- Easily conforms to different radii
- Designed to be used in conjunction with their corresponding soldier course border pattern



New Brick Soldier Curve

Pattern # S6230

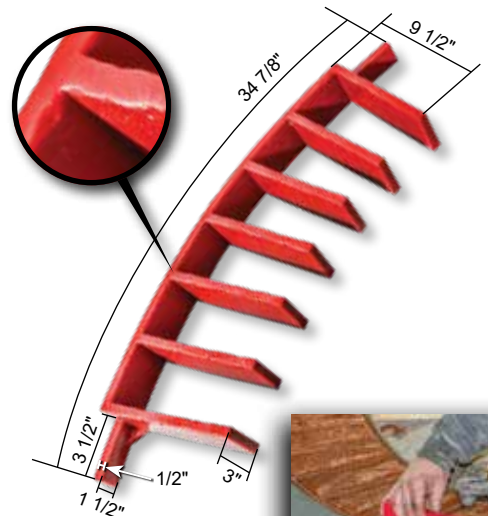
Patent No. 8,672,580 B1



Pennsylvania Avenue Soldier Curve

Pattern # S6630

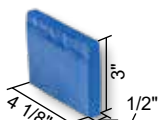
Patent No. 8,672,580 B1



Old Chicago Soldier Curve

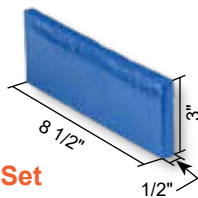
Pattern # S6830

Patent No. 8,672,580 B1



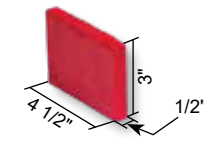
New Brick Soldier Course Touch-up Tool Set

Pattern # S6231



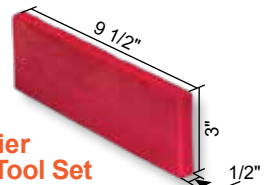
Pennsylvania Avenue Soldier Course Touch-up Tool Set

Pattern # S6631



Old Chicago Soldier Course Touch-up Tool Set

Pattern # S6831



Border Patterns

LITHOTEX® Pavecrafters® Concrete Patterns and Textures

Note: All measurements are approximate



New Brick Soldier Course Stacked

Pattern # S6901

Recommended Contractor Set: 2 Rigid, 1 Flex, 1 Skin, 1 Roller Sleeve

Suggested Touch-up and Detailing Tools:

Touch-up Texture Skin: New Brick – S7318N

Touch-up Texture Roller Sleeve: New Brick – SR0960

Chisels: 2", 4", & 8" **Touch-up Wheel:** 3/16" or 3/8"

Grout Line Width: 1/4"-3/8"
Brick Size: 3 3/4" x 7 5/8"



New Brick Sailor Course

Pattern # S6950

Additional Tools:

Single Brick Set – S6955 (see **A**)

Recommended Contractor Set: 2 Rigid, 1 Flex, 1 Single Brick Set, 1 Skin, 1 Roller Sleeve

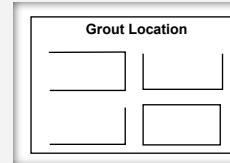
Suggested Touch-up and Detailing Tools:

Touch-up Texture Skin: New Brick – S7318N

Touch-up Texture Roller Sleeve: New Brick – SR0960

Chisels: 2", 4", & 8" **Touch-up Wheel:** 3/16" or 3/8"

Grout Line Width: 1/4"-3/8"
Grout Line Depth: 1/8"-3/16"
Brick Size: 7 5/8" x 3 3/4"



Sailor Course Single Brick Set is used for hand setting of bricks on a sailor course.



Large Brick Soldier Course

Pattern # S6850


Recommended Contractor Set: 2 Rigid, 1 Flex, 1 Skin, 1 Roller Sleeve

Suggested Touch-up and Detailing Tools:

Touch-up Texture Skin: New Brick – S7318N

Touch-up Texture Roller Sleeve: New Brick – SR0960

Chisels: 2", 4", & 8" **Touch-up Wheel:** not recommended



Grout Line Width: 1/8"
Brick Size: 3 7/8" x 11 3/4"

Chiseled Slate Shoe-In Texture Shoes

Pattern # SI76

Available Sizes:

M (men's shoe sizes less than 9)

L (men's shoe sizes 9-11)

XL (men's shoe sizes above 11)



Coarse Stone Shoe-In Texture Shoes

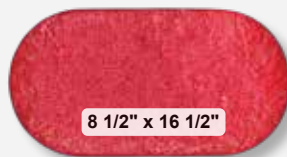
Pattern # SI74

Available Sizes:

M (men's shoe sizes less than 9)

L (men's shoe sizes 9-11)

XL (men's shoe sizes above 11)



Bluestone Shoe-In Texture Shoes


Pattern # SI20

Available Sizes:

M (men's shoe sizes less than 9)

L (men's shoe sizes 9-11)

XL (men's shoe sizes above 11)




Stamping Accessories

LITHOTEX® Pavecrafters® Concrete Patterns and Textures



Our tampers, hand chisels and touch-up wheels are a must on every stamping job. The hand chisels and touch-up wheels are used to finish grout lines in difficult areas or on the edges where the stamping mats cannot reach.



	ITEM NAME	PART NO.	SPECIFICATIONS
A.	2" Chisel	S8101	Aluminum
B.	4" Chisel	S8103	Aluminum
C.	8" Chisel	S8108	Aluminum
D.	12" Chisel	S8112	Aluminum
E.	3/16" Touch-up Wheel	S8115	Aluminum with a 3/16" flat joint
F.	3/8" Touch-up Wheel	S8116	Aluminum with a 3/8" flat joint
G.	Thin Stone Edge Touch-up Wheel	S8120	Aluminum with a stone edge joint varying 1/8"-1/4"
H.	Medium Stone Edge Touch-up Wheel	S8121	Aluminum with a stone edge joint varying 3/16"-1/2"
I.	Large Sanded Joint Touch-up Wheel	S8122	Aluminum with a 5/8" sanded joint
J.	Control Joint Stone Texture Roller	S8117	Urethane joint roller for creating natural texture in joints
K.	6" x 6" Shock Absorbing Tamper	TMP06SHOCKLESS	Shock absorbing tamper. Removable steel handle is square at head for easy alignment.
L.	6" x 6" Shock Absorbing Tamper Short Handle	TMP06SHORT	The 6" x 6" Shock Absorbing Tamper is used along wall lines and hard to reach areas. Available with either a long or short handle.
M.	12" x 12" Shock Absorbing Tamper	TMP12SHOCKLESS	Shock absorbing tamper. Removable steel handle is square at head for easy alignment.