


# Special Patterns

LITHOTEX® Pavecrafters® Concrete Patterns and Textures

- 96" Windrose 1/4 Circle







# Special Patterns

LITHOTEX® Pavecrafters® Concrete Patterns and Textures


Note: All measurements are approximate



## 48" Compass Rose

Pattern # S8235


Grout Line Width: 1/8"-1/2"



## 48" Windrose

Pattern # S8230

Grout Line Width: 1/4"-1/2"

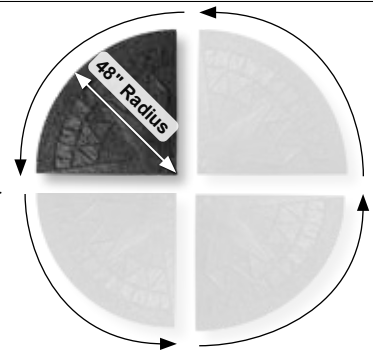


## 96" Windrose 1/4 Circle

Pattern # S8240

Grout Line Width: 1/8"-5/8"  
Grout Line Depth: 1/16"-1/4"

The 96" Windrose 1/4 Circle consists of a single 1/4 circle stamp. Recommended contractor set is 2 for alignment purposes.



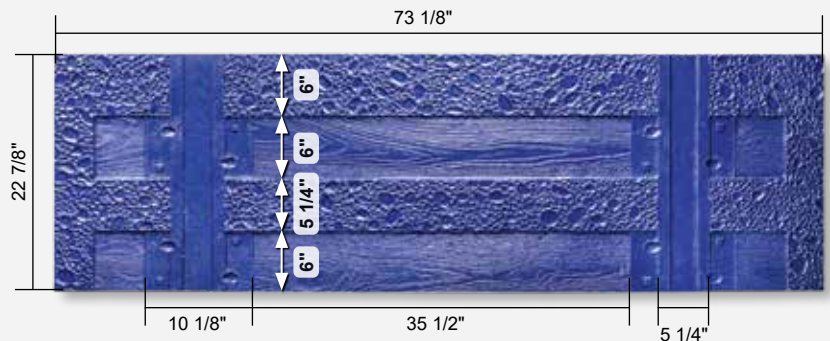
## Nickel Plate Rail Spur

Pattern # S8900

Suggested Touch-up and Detailing Tools:

Touch-up Texture Skins:  
6" Wood Plank – S7372-TS  
Pebblestone – S8318-TS

Tool Depth: 1/4"



# Special Patterns

LITHOTEX® Pavecrafters® Concrete Patterns and Textures



## Texas State & Star

**Available Sizes:**  
2' x 2' – S7702  
3' x 3' – S7703

Grout Line Width: 1/4"




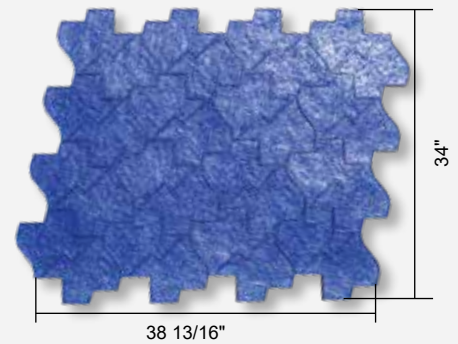
## Texas Weave

Pattern # S7705

**Additional Tools:**  
Texas Weave Touch-up – S7706




Grout Line Width: 1/8"-1/4"  
Grout Line Depth: 1/8"

**Texas Weave Touch-up**  
Pattern # S7706



## ADA Truncated Dome Mat

**Available Sizes:**  
24" x 24" – S7500  
36" x 24" – S7503  
48" x 24" – S7504  
60" x 24" – S7505





# Special Patterns

LITHOTEX® Pavecrafters® Concrete Patterns and Textures


Note: All measurements are approximate



## Diamond Tactile Pattern

Pattern # S7400


Grout Line Width: 3/16"  
Grout Line Depth: 3/16"  
Diamond Size: 5/8" x 1 3/8"



## Numbers

- Sold as set: 0 through 9

Available Heights:  
3 7/8" Set – S7890  
1 1/8" Set – S7892


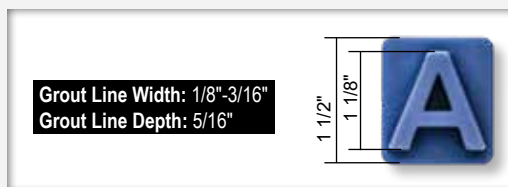


## Letters

- Both heights are available in letters A through Z
- Each letter is sold separately

Available Heights:  
3 7/8" – S7890LET  
1 1/8" – S7892LET

Grout Line Width: 3/8"-1/2"  
Grout Line Depth: 3/8"




# Special Patterns

LITHOTEX® Pavecrafters® Concrete Patterns and Textures




**Steer Head**  
Pattern # S9973

**Grout Line Width: 3/8"**



**Lake Trout**  
Pattern # S9930

**Grout Line Width: 1/8"**




The animal print stamps attach to a standard threaded broom handle.


**Deer Dewclaw (Set of Two)**  
Pattern # S9934



**Deer Hoof Print (Set of Four)**  
Pattern # S9932



**Coyote Paw Print (Set of Four)**  
Pattern # S9933



**Gray Wolf Paw Print (Set of Two)**  
Pattern # S9931

