

PRODUCT DATA SHEET

SikaBond®-6000

Premium Universal Firm-Set Acrylic Resilient Flooring Adhesive

PRODUCT DESCRIPTION

SikaBond®-6000 is a 1-component, solvent-free, universal pressure-sensitive dispersion adhesive.

USES

Luxury vinyl tiles (LVT)	Luxury vinyl planks (LVP)
WPC	SPC
Carpet tile	Linoleum
Fiberglass backed sheet vinyl	Vinyl/rubber sheet goods
Wall base	Vinyl/rubber stair treads
Rubber tile	Cork/rubber underlayment

CHARACTERISTICS / ADVANTAGES

- Up to 8 hours of working time
- Very easily spread
- Low consumption / high coverage
- High initial adhesion power
- Suitable for wet and semi-wet bonding
- Suitable for use with underfloor heating
- Suitable for use with castor-chairs
- Suitable for shampooing
- Suitable for difficult coverings

ENVIRONMENTAL INFORMATION

- EMICODE EC1PLUS

APPROVALS / STANDARDS

- Marine Equipment Directive (MED, "wheelmark")

PRODUCT INFORMATION






Chemical Base	1-Component dispersion
Packaging	4 gallon (15.14 L) pail 1.25 gallon (4.73 L) pail
Color	Beige
Shelf Life	18 months in original unopened packaging.
Storage Conditions	+41°F (+5°C) to +77°F (+25°C) The product must be stored in original, unopened and undamaged sealed packaging in dry conditions.
Density	75 lbs/ft ³ (1.20 kg/l)
Texture	Middle viscous, spreads very easily

TECHNICAL INFORMATION

Service Temperature +41°F (+5°C) to +95°F (+35°C)

APPLICATION INFORMATION

Coverage

Flooring Type	Trowel	Coverage
Vinyl Tile, Vinyl Plank, WPC, SPC, Rigid Core Planks, Carpet Tile, Linoleum, Fiberglass Backed Sheet Vinyl, Rubber Tile, Vinyl/Rubber Stair Treads, Cork/Rubber Underlayment greater than 1/4", Foam Underlayment up to 1/4", Vinyl/Rubber Sheet Goods (over porous substrates)	1/16" x 1/16" x 1/16" Square Notch 	185-225 sqft/1.25 gal
Vinyl Tile, Vinyl Plank, WPC, SPC, Rigid Core Planks, Carpet Tile, Fiberglass Backed Sheet Vinyl, Vinyl/Rubber Stair Treads, Cork/Rubber/Foam Underlayment up to 1/4", Rubber Sheet Goods (over non-porous substrates)	1/16" x 1/32" x 1/32" U Notch 	275-325 sqft/1.25 gal
Vinyl Sheet Goods (over non-porous substrates)	1/16" x 1/32" x 1/16" U Notch 	500 sqft/1.25 gal
Wall Base	1/8" x 1/8" x 1/8" Flat V-Notch 	Full Spread: 110 - 125 sqft/1.25 gal 2" Cove Base: up to 700 lf/1.25 gal 4" Cove Base: up to 350 lf/1.25 gal 6" Cove Base: up to 230 lf/1.25 gal
Carpet Tile and Fiberglass Backed Sheet Vinyl	1/4" Paint Roller 	310-435 sqft/1.25 gal

- Coverage must be monitored to ensure accuracy of application. Trowel angle may prevent proper coverage.
- Applicator is responsible for periodic inspection of the trowel to check for excessive wear. Worn trowels must be replaced immediately.
- In case of uneven substrates, it may be necessary to use a notched trowel with bigger notches (avert hollow sections).
- Coverage must be monitored to ensure accuracy of application. Trowel angle may prevent proper coverage.
- Trowel size is recommended to obtain proper coverage, larger sizes are acceptable. Excessive amounts of adhesive may cause flooring to slide while placing check coverage during installation.
- Substrate Quality: Structurally sound, clean, dry, homogeneous, even, free from grease, dust and loose particles, paint, laitance, and other poorly adhering particles must be removed.

Ambient Air Temperature Room temperature between +59°F (+15°C) and +95°F (+35°C). For ambient temperatures standard construction guidelines should be followed. Follow all wood floor manufacturers' acclimation and room temperature requirements.

Relative Air Humidity Between 40 % and 60 % during installation is best for adhesive. See wood floor manufacturer for wood requirements.

Substrate Temperature During laying and until SikaBond®-6000 has fully cured, substrate temperature should be greater than +60 °F (+15 °C) and in the case of radiant floor heating, less than +70 °F (+20 °C). For substrate temperatures, standard construction guidelines should be followed.

Substrate Moisture Content Concrete moisture vapor emission rate (MVER) may not exceed 15 lbs. per 1,000 sq.ft. (5,44 kg per 92,9 m2) per 24 hours, anhydrous calcium chloride test (ASTM F1869). Do not install when the relative humidity (RH) of the concrete slab exceeds 99% (ASTM F2170) (or 6lbs/ 85% RH prior to install linoleum or rubber).

Cure Time 24 hrs (final strength after 72 hrs)

Flash-off Time 0–120 minutes (depending on laying method and porosity)

Application Time 20 minutes - up to 8 hours (depending on laying method and pouosity)

BASIS OF PRODUCT DATA

Results may differ based upon statistical variations depending upon mixing methods and equipment, temperature, application methods, test methods, actual site conditions and curing conditions.

USES

- SikaBond®-6000 is only suitable for use by professional floor covering applicators.
- For good workability, the adhesive temperature shall be $\geq 59^{\circ}\text{F}$ ($+15^{\circ}\text{C}$).
- Thermal welding of seams should not be done earlier than 24 hours after installation (48 hours recommended).
- Floor coverings need to acclimate to the room before installation according to the guidelines of the supplier.
- Protect from freezing. After being frozen the adhesive can no longer be used.
- Avoid extreme variations of environmental conditions (temperature or humidity).
- SikaBond®-150 Premium Floor is only suitable for interior use only.

ENVIRONMENTAL, HEALTH AND SAFETY

For further information and advice regarding transportation, handling, storage and disposal of chemical products, user should refer to the actual Safety Data Sheets containing physical, environmental, toxicological and other safety related data. User must read the current actual Safety Data Sheets before using any products. In case of an emergency, call CHEMTREC at 1-800-424-9300, International 703-527-3887.

APPLICATION INSTRUCTIONS

For the application of SikaBond®-6000 all standard construction guidelines and relevant valid data sheets apply.

SUBSTRATE PREPARATION

- The substrate must be clean, dry, sound and homogeneous, free from oils, grease, dust and loose or friable particles. Paint, cement laitance and other poorly adhering contaminants must be removed.
- SikaBond®-6000 adheres without primers and/or activators.
- The subfloor must meet the requirements of national standards, must have good compression and tensile strength and has to be even.
- Defective subfloors shall be treated by taking appropriate measures e.g. grinding, milling, vacuuming or priming.
- To produce an absorbent, even subfloor, a cementbased levelling compound shall be used, e.g. Sika® Level Underlayments or Sika® Level SkimCoat. For appropriate layer thicknesses refer to the relevant valid data sheets.

- Mastic asphalt and other non-absorbent subfloors as well as rubber floor coverings may require specific selflevelling compound layer thicknesses. For appropriate layer thicknesses refer to the relevant valid data sheets.
- Concrete and/or cement screeds must be ground and thoroughly cleaned with an industrial vacuum.
- When installing floor covering with underfloor heating, existing measuring points have to be checked regarding the moisture content of the subfloor.

MIXING

Stir SikaBond®-6000 well before use.

APPLICATION METHOD / TOOLS

The adhesive has to be applied on the subfloor with a trowel. The type of trowel depends on the subfloor and the backing of the floor covering (refer to Coverage section). Always assure sufficient transfer of the adhesive to the floor covering backing.

APPLICATION

Wet phase bonding

The flash-off time for installation of floor coverings is 0–20 minutes, depending on the room climate and porosity of substrate. The floor coverings have to be laid in the relatively moist adhesive and rubbed down with an articulated floor roller.

Semi-wet phase bonding

The flash-off time for installation of floor coverings is 20–60 minutes, depending on the room climate and porosity of substrate. As soon as the groove domes are transparent but not yet fully dried and the adhesive is forming legs (threads) the floor covering has to be laid.

Dry-tack phase bonding - dry to the touch

The flash-off time for installation of floor coverings is 50–120 minutes, depending on the room climate and porosity of substrate. As soon as the groove domes are transparent and the adhesive is no longer forming legs (threads) the floor covering has to be laid within the 8 hour working time.

All types of floor coverings should be weight rolled well especially along the seams. After a waiting time of 15 minutes the floor covering has to be rolled again. Avoid direct sunlight, direct high temperatures, dynamic stress and pointed stress. The guidelines of the floor covering manufacturer apply.

CLEANING OF TOOLS

Clean all tools and application equipment immediately after use with water. Once cured, residual material can only be removed mechanically.

LEGAL DISCLAIMER

- KEEP CONTAINER TIGHTLY CLOSED

- KEEP OUT OF REACH OF CHILDREN
- NOT FOR INTERNAL CONSUMPTION
- FOR INDUSTRIAL USE ONLY
- FOR PROFESSIONAL USE ONLY

Prior to each use of any product of Sika Corporation, its subsidiaries or affiliates ("SIKA"), the user must always read and follow the warnings and instructions on the product's most current product label, Product Data Sheet and Safety Data Sheet which are available at usa.sika.com or by calling SIKA's Technical Service Department at 1-800-933-7452. Nothing contained in any SIKA literature or materials relieves the user of the obligation to read and follow the warnings and instructions for each SIKA product as set forth in the current product label, Product Data Sheet and Safety Data Sheet prior to use of the SIKA product.

SIKA warrants this product for one year from date of installation to be free from manufacturing defects and to meet the technical properties on the current Product Data Sheet if used as directed within the product's shelf life. User determines suitability of product for intended use and assumes all risks. User's and/or buyer's sole remedy shall be limited to the purchase price or replacement of this product exclusive of any labor costs. **NO OTHER WARRANTIES EXPRESS OR IMPLIED SHALL APPLY INCLUDING ANY WARRANTY OF MERCHANTABILITY OR FITNESS FOR A PARTICULAR PURPOSE. SIKA SHALL NOT BE LIABLE UNDER ANY LEGAL THEORY FOR SPECIAL OR CONSEQUENTIAL DAMAGES. SIKA SHALL NOT BE RESPONSIBLE FOR THE USE OF THIS PRODUCT IN A MANNER TO INFRINGE ON ANY PATENT OR ANY OTHER INTELLECTUAL PROPERTY RIGHTS HELD BY OTHERS.**

Sale of SIKA products are subject to the Terms and Conditions of Sale which are available at <https://usa.sika.com/en/group/SikaCorp/termsandconditions.html> or by calling 1-800-933-7452.

Sika Corporation

201 Polito Avenue
Lyndhurst, NJ 07071
Phone: +1-800-933-7452
Fax: +1-201-933-6225
usa.sika.com



Product Data Sheet

SikaBond®-6000
February 2025, Version 01.04
02051203000000222

SikaBond-6000-en-US-(02-2025)-1-4.pdf

