



# SikaTile®-400 LHT Pro Set

## PROFESSIONAL GRADE LARGE AND HEAVY TILE MORTAR

- For use with large and heavy tile and natural stone
- Non-slumping/non-shrinking formula eliminates tile lippage
- May be applied up to 3/4" (19 mm) thick on horizontal applications
- **Colors:** Gray and White
- **Packaging:** 50 lb. bags

### Standards

- Exceeds ANSI A118.4 without the need for additives
- ISO 13007-2 C1

### Attributes Include:



BUILDING TRUST



# SikaTile<sup>®</sup>-400 LHT Pro Set

## PROFESSIONAL GRADE LARGE AND HEAVY TILE MORTAR

### WHERE TO USE

SikaTile<sup>®</sup>-400 LHT Pro Set supports large and heavy tile for flat, even installations and is suitable for bonding the following types of tile and stone:

- Brick and thin brick, Cement-based precast terrazzo, Impervious porcelain and glass tile. Natural stone tile. Vitreous, semi-vitreous or non-vitreous tile: Ceramic, mosaic, quarry, cement body tile

SikaTile<sup>®</sup>-400 LHT Pro Set can be installed in most interior and exterior residential and commercial installations on floors and walls on the following recommended substrates:

- Brick Masonry, Cement Backer Board<sup>1</sup>, Cement Mortar Beds, Cement Plaster, Cement Terrazzo, Ceramic Tile and Stone, Concrete, Concrete Masonry, Gypsum Wallboard<sup>2</sup>, SikaLevel<sup>®</sup>, SikaTile<sup>®</sup> Membranes, Approved SikaLastic<sup>®</sup> Under Tile Waterproofing

<sup>1</sup> Consult cement backer board manufacturer for installation recommendations and to verify acceptability for exterior use.




<sup>2</sup> Interior Use Only.

### FEATURES AND BENEFITS


- For use with large and heavy tile and natural stone
- Non-slumping/non-shrinking formula eliminates tile lippage
- May be applied up to 3/4" (19 mm) thick on horizontal applications
- For interior and exterior floors and walls
- Dustless formula – eliminates 80% less dust than ordinary mortars
- Promotes cleaner working conditions by minimizing dust
- Creamier and easier to spread
- Uses less water for consistent hydration and quicker drying
- Longer working time
- Mold and mildew resistant

**NOTE:** Always refer to Current Product data Sheet and SDS for detailed performance specifications prior to use.

### APPROXIMATE COVERAGE

RECOMMENDED TROWEL SIZE/ TAMAÑO DE LLANA RECOMENDADO		
Tile/Loseta	Trowel/Llana	Coverage/Cobertura
Ceramic/ Cerámica	1/4" x 1/4" x 1/4" (6 mm x 6 mm x 6 mm) Square Notch 	65 - 75 ft <sup>2</sup> per unit. (6.0 - 6.9 m <sup>2</sup> por bolsa)
Quarry Tile, Rough Stone/ Loseta Industrial, Piedra áspera	1/4" x 3/8" x 1/4" (6 mm x 10 mm x 6 mm) Square Notch 	55 - 65 ft <sup>2</sup> per unit. (5.1 - 6.0 m <sup>2</sup> por bolsa)
Large Tile, Marble, Stone/ Azulejo Grande, Mármol, Piedra	1/2" x 1/2" x 1/2" (12 mm x 12 mm x 12 mm) Square Notch 	35 - 45 ft <sup>2</sup> per unit. (3.2 - 4.2 m <sup>2</sup> por bolsa)

TYPICAL DATA			
PROPERTY	TEST METHOD	REQUIREMENT	TYPICAL RESULTS
Pot Life	-	-	3 hours
Open Time	A118.4 Section 5.3	> 20 minutes	Pass
4 Week Shear Bond Strength			
Glazed Wall Tile	A118.4 Section 5.1.5	> 300 psi	350 - 400
Porcelain Wall Tile	A118.4 Section 5.2.4	> 200 psi	300 - 350
LEED v3 NC VOC (EQ Credit 4.1)			
VOC		<65 g/L	0 g/L



## FOR MORE INFORMATION:

Contact Sika: Phone 800.933.SIKA(7452) Website: [www.SikaTile.com](http://www.SikaTile.com)

**Sika Corporation**  
201 Polito Avenue  
Lyndhurst, NJ 07071  
Phone: 201-933-8800  
Fax: 201-933-6225

**BUILDING TRUST**

