

# DECORATIVE CONCRETE CONTRACTOR'S PRODUCT GUIDE

## Architectural Concrete Products

**SikaColor<sup>®</sup>**

**BUILDING TRUST**







## YOUR COMPREHENSIVE GUIDE

Sika is pleased to provide distributors, contractors and architectural specifiers with this comprehensive catalog of our products. This catalog is designed as a guide for choosing patterns and products for your decorative concrete installations. The pictures used in this catalog should not be used to choose color for your project. Please refer to our color charts for the specific product you have chosen and always create a job site mock-up prior to all decorative concrete installations.

*Pattern: Orchard Stone*





# TABLE OF CONTENTS

**Note:** All measurements throughout guide are approximate

## SikaStamp® TEXTURING SYSTEMS

Slate Patterns .....	6-7
Stone Patterns .....	8-15
Brick Patterns .....	16-17
Brick Pattern Accessories .....	17
Wood Patterns .....	18-23
Wood Pattern Accessories .....	23
Texture Mats & Touch-up Skins .....	24-27
Texture Rollers .....	28
Compass Patterns .....	29
Specialty Patterns .....	30-32
Border Patterns .....	33-35
Soldier Course Accessories .....	34
Textured Stamping Shoes .....	35
Stamping Accessories .....	36
Stackable Form Liner .....	37
Country Ledge Form Liner .....	38-39
Form & Step Liners .....	40-46

## SikaStamp® URETHANE PRECAST MOLDS

Concrete Bench Mold System .....	47
Wood Slab Mold System .....	48
Table Mold System .....	49-50

## COUNTERTOP MIX

SikaCem®-180 Flat Out® Countertop Mix / SikaCem®-180 Flat Out® Polymer ....	51
SikaCem®-181 Pro Pack® Countertop Admixture .....	51

## CONCRETE OVERLAYS

SikaCem®-172 T1000® Stampable Overlay .....	52
SikaCem®-170 Primer .....	52
SikaCem®-171 T1000® Fine Overlay .....	53

## SikaStamp® VERTICAL TEXTURING SYSTEMS

Vertical Stamping Tools .....	54
Vertical Overlay Accessories .....	55

## INTEGRAL CONCRETE COLOR

SikaColor®-100 P .....	56
SikaColor®-120 G / SikaColor®-130 L .....	57
SikaColor®-150 SRI .....	57
SikaColor®-140 SG .....	58



## COLOR HARDENER

SikaColor®-200 Color Hardener .....	59
SikaColor®-220 EMERCHROME .....	59

## ANTIQUING & RELEASE AGENTS

SikaColor®-300 Antiquing Release .....	60
SikaColor®-340 SG Antiquing Release .....	60
SikaColor®-350 Antiquing Agent .....	61
SikaCem®-800 Clear Liquid Release .....	61

## CONCRETE STAINS

SikaColor®-420 Chemstain® .....	62
Revive™ Exterior Concrete Stain .....	63
SikaColor®-430 Elements® .....	63

## CONCRETE CURING & SEALING PRODUCTS

SikaCem®-100 Clear Guard® .....	64
SikaCem®-100 PRO 350® .....	64
SikaCem®-100 Flattening Paste .....	65
SikaCem®-100 Slip-Resistant Additive .....	65
SikaCem®-100 PRO 100 .....	65
SikaCem®-100 Silane PRO 350® .....	65
SikaCem®-101 Cureseal H2O .....	66
SikaCem®-102 First Seal® .....	66
SikaColor®-500 Colorwax™ / SikaColor®-500 WB Tint Cup .....	66
SelectSeal™ Plus .....	67

## SURFACE PREPARATION

Delaminator™ .....	67
CHO™ Concrete Cleaner .....	67
SikaCem®-110 Surface Retarder (Top Surface Retarder) .....	67

## POLISHED CONCRETE

SikaCem®-191 CS Cutter .....	68
SikaCem®-192 CS Densifier .....	68
SikaCem®-193 CS Guard .....	68
SikaCem®-194 CS Cleaner .....	68
Sikafloor®-955 Formula One™ Liquid Dye Concentrate .....	69
Sikafloor®-956 Formula One™ LD RTU .....	69
Sikafloor®-958 Formula One™ Finish Coat .....	70
Sikafloor®-959 Formula One™ Guard W .....	70

## FINISHING & FLOOR PROTECTION

SikaCem®-190 Concrete Control .....	71
Proguard™ Duracover™ / Proguard™ Seaming Tape .....	71



# SLATE PATTERNS

## ASHLAR SLATE



Pattern # S4000

**Recommended Contractor Set:** 12 Rigid, 2 Flex, 1 Skin, 1 Roller Sleeve



*Suggested Touch-up and Detailing Tools:*

**Touch-up Texture Skin:** Italian Slate – S7218-TS

**Touch-up Texture Roller Sleeve:** Italian Slate – SR0972

**Chisels:** 2", 4", & 8" **Touch-up Wheel:** 3/16"

Grout Line Width: 3/16"-5/16"



## MAJESTIC ASHLAR



Pattern # S4100

**Recommended Contractor Set:** 9 Rigid, 2 Flex, 1 Skin, 1 Roller Sleeve

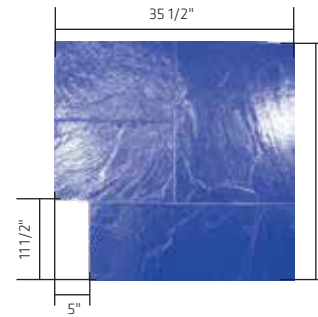
*Suggested Touch-up and Detailing Tools:*

**Touch-up Texture Skin:** Italian Slate – S7218-TS

**Touch-up Texture Roller Sleeve:** Italian Slate – SR0972

**Chisels:** 2", 4", & 8" **Touch-up Wheel:** 3/16"

Grout Line Width: 1/4"-3/8"



## COTTAGE SLATE



Pattern # S4400

**Recommended Contractor Set:** 9 Rigid, 2 Flex, 1 Skin, 1 Roller Sleeve


*Suggested Touch-up and Detailing Tools:*

**Touch-up Texture Skin:** Italian Slate – S7218-TS


**Touch-up Texture Roller Sleeve:** Italian Slate – SR0972

**Chisels:** 2", 4", & 8" **Touch-up Wheel:** 3/16"

Grout Line Width: 3/8"-1/2"



## 3' x 3' SLATE



Pattern # S4403

**Recommended Contractor Set:** 9 Rigid, 2 Flex, 1 Skin, 1 Roller Sleeve



*Suggested Touch-up and Detailing Tools:*

**Touch-up Texture Skin:** Italian Slate – S7218-TS

**Touch-up Texture Roller Sleeve:** Italian Slate – SR0972

**Chisels:** 2", 4", 8", & 12" **Touch-up Wheel:** 3/16"

Grout Line Width: 3/16"-3/8"





# SLATE PATTERNS

## 18" x 18" SLATE



Pattern # S4400BL

**Recommended Contractor Set:** 9 Rigid, 2 Flex, 1 Skin, 1 Roller Sleeve


*Suggested Touch-up and Detailing Tools:*

**Touch-up Texture Skin:** Italian Slate – S7218-TS

**Touch-up Texture Roller Sleeve:** Italian Slate – SR0972

**Chisels:** 2", 4", & 8" **Touch-up Wheel:** 3/16"

Grout Line Width: 3/8"-1/2"



## 6" x 6" SLATE



Pattern # S4350

**Recommended Contractor Set:** 9 Rigid, 2 Flex, 1 Skin, 1 Roller Sleeve


*Suggested Touch-up and Detailing Tools:*

**Touch-up Texture Skin:** Italian Slate – S7218-TS

**Touch-up Texture Roller Sleeve:** Italian Slate – SR0972

**Chisels:** 2", 4", & 8" **Touch-up Wheel:** 3/16"

Grout Line Width: 3/16"-5/16"



## 12" x 12" SLATE



Pattern # S4300

**Recommended Contractor Set:** 13 Rigid, 2 Flex, 1 Skin, 1 Roller Sleeve

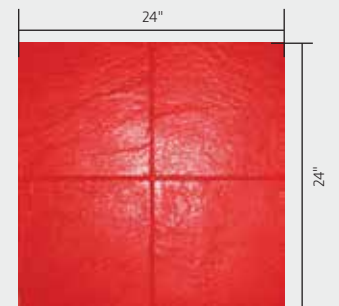
*Suggested Touch-up and Detailing Tools:*

**Touch-up Texture Skin:** Italian Slate – S7218-TS

**Touch-up Texture Roller Sleeve:** Italian Slate – SR0972

**Chisels:** 2", 4", & 8" **Touch-up Wheel:** 3/16"

Grout Line Width: 1/4"-3/8"



## DIAMOND TILE



Pattern # S4500

**Recommended Contractor Set:** 8 Rigid, 1 Flex, 1 Skin, 1 Roller Sleeve


*Suggested Touch-up and Detailing Tools:*

**Touch-up Texture Skin:** Bluestone – S20018-TS

**Touch-up Texture Roller Sleeve:** Bluestone – SR0920

**Chisels:** 2", 4", & 8" **Touch-up Wheel:** 3/16"

Grout Line Width: 1/4"





# STONE PATTERNS

## MAYAN COBBLESTONE



Pattern # S5100

**Recommended Contractor Set:** 10 Rigid, 2 Flex, 1 Skin, 1 Roller Sleeve

*Suggested Touch-up and Detailing Tools:*

**Touch-up Texture Skin:** Coarse Stone – S7418-TS

**Touch-up Texture Roller Sleeve:** Coarse Stone – SR0974

**Chisels:** 2" & 4" **Touch-up Wheel:** 3/16" or 3/8"

Grout Line Width: 1/8"-3/4"



## COBBLESTONE



Pattern # S5000

**Recommended Contractor Set:** 10 Rigid, 2 Flex, 1 Skin, 1 Roller Sleeve


*Suggested Touch-up and Detailing Tools:*

**Touch-up Texture Skin:** Chiseled Slate – S7618-TS

**Touch-up Texture Roller Sleeve:** Chiseled Slate – SR0976

**Chisels:** 2" & 4" **Touch-up Wheel:** 3/16"

Grout Line Width: 1/4"-1/2"



## BALTIC COBBLESTONE



Pattern # S5500

**Recommended Contractor Set:** 9 Rigid, 2 Flex, 1 Skin, 1 Roller Sleeve

*Suggested Touch-up and Detailing Tools:*

**Touch-up Texture Skin:** Chiseled Slate – S7618-TS

**Touch-up Texture Roller Sleeve:** Chiseled Slate – SR0976

**Chisels:** 2" & 4" **Touch-up Wheel:** 3/16"

Grout Line Width: 1/4"  
Stone Size: 5 3/4" x 4"-5 3/4" x 9 1/4"



## DUBLIN COBBLE



Pattern # S5800

**Additional Tools:**

Filler Stone – S5801

**Recommended Contractor Set:** 8 Rigid (4 of each color), 2 Flex (1 of each color), 1 Filler Stone, 1 Skin, 1 Roller Sleeve

*Suggested Touch-up and Detailing Tools:*

**Touch-up Texture Skin:** Bluestone – S20018-TS

**Touch-up Texture Roller Sleeve:** Bluestone – SR0920

**Chisels:** 2", 4", 8" & 12" **Touch-up Wheel:** Medium Stone Edge

Grout Line Width: 5/16"-1/2"  
Grout Line Depth: 1/16"-1/4"





# STONE PATTERNS

## MAYAN COBBLESTONE CIRCLE



### Available Tools:

5' Diameter (Black) – S5165  
10' Diameter (Green) – S5170  
15' Diameter (Blue) – S5175

Grout Line Width: 1/2"

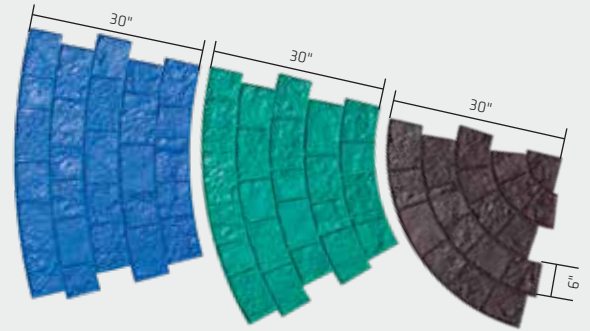
**Recommended Contractor Set:** 4 Rigid (S5165),  
3 Rigid (S5170), 3 Rigid (S5175), 1 Skin, 1 Roller Sleeve

*Suggested Touch-up and Detailing Tools:*


**Touch-up Texture Skin:** Coarse Stone – S7418-TS

**Touch-up Texture Roller Sleeve:** Coarse Stone – SR0974

**Chisels:** 2" & 4" **Touch-up Wheel:** 3/16" or 3/8"



## LARGE STONE FAN



Pattern # S5200

**Recommended Contractor Set:** 10 Rigid, 2 Flex, 1 Skin,  
1 Roller Sleeve


*Suggested Touch-up and Detailing Tools:*

**Touch-up Texture Skin:** Chiseled Slate – S7618-TS

**Touch-up Texture Roller Sleeve:** Chiseled Slate – SR0976

**Chisels:** 2" **Touch-up Wheel:** 3/16"

Grout Line Width: 3/16"



## VERONA COBBLESTONE



Pattern # S5400

**Recommended Contractor Set:** 7 Rigid, 1 Flex, 1 Skin, 1 Roller Sleeve

*Suggested Touch-up and Detailing Tools:*


**Touch-up Texture Skin:** Chiseled Slate – S7618-TS

**Touch-up Texture Roller Sleeve:** Chiseled Slate – SR0976

**Chisels:** 4", 8", & 12" **Touch-up Wheel:** 3/8"

*This tool can be rotated to reduce repetition and provide a more natural stone appearance.*

Grout Line Width: 3/16"-1/2"



# STONE PATTERNS

## ENGLISH YORKSTONE



Pattern # S4380

**Recommended Contractor Set:** 9 Rigid, 2 Flex, 1 Skin, 1 Roller Sleeve

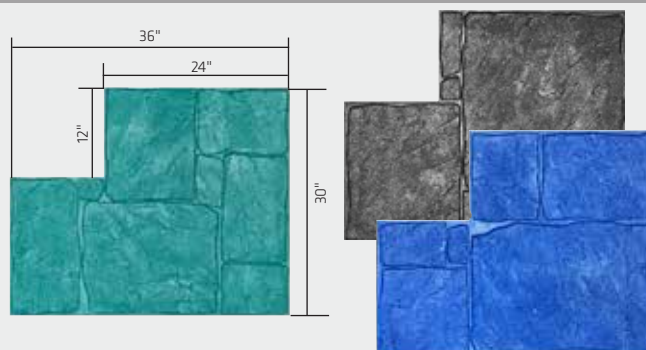
*Suggested Touch-up and Detailing Tools:*

**Touch-up Texture Skin:** Italian Slate – S7218-TS

**Touch-up Texture Roller Sleeve:** Italian Slate – SR0972

**Chisels:** 2", 4", & 8" **Touch-up Wheel:** 3/8"

Grout Line Width: 3/8"-1"



## TETRA STONE



Pattern # S5300

**Recommended Contractor Set:** 6 Rigid, 1 Flex, 1 Skin, 1 Roller Sleeve

*Suggested Touch-up and Detailing Tools:*

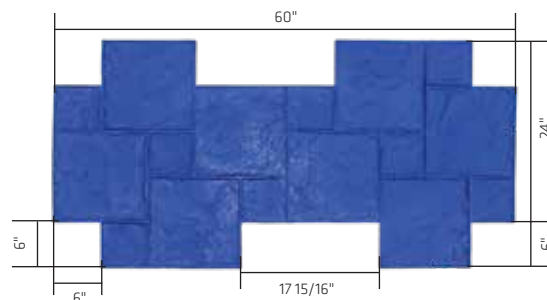
**Touch-up Texture Skin:** Chiseled Slate – S7618-TS

**Touch-up Texture Roller Sleeve:** Chiseled Slate – SR0976


**Chisels:** 2", 4", & 8" **Touch-up Wheel:** 3/16" or 3/8"

*Flex stamp is approx. 30" x 30"*

Grout Line Width: 3/16"-1/2"



## ENGLISH RIVENSTONE



Pattern # S5700

**Recommended Contractor Set:** 9 Rigid, 2 Flex, 1 Skin, 1 Roller Sleeve

*Suggested Touch-up and Detailing Tools:*

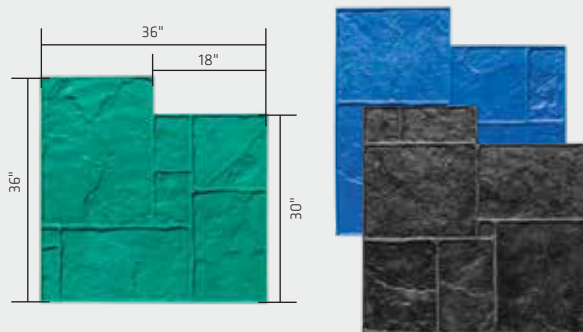
**Touch-up Texture Skin:** Bluestone – S20018-TS

**Touch-up Texture Roller Sleeve:** Bluestone – SR0920

**Chisels:** 2" & 4" **Touch-up Wheel:** 3/16" or 3/8"

Grout Line Width: 1/4"-1"

Grout Line Depth: 1/16"-5/16"



## GRANITE HERRINGBONE



Pattern # S5600

**Recommended Contractor Set:** 8 Rigid, 1 Flex, 1 Skin

*Suggested Touch-up and Detailing Tools:*


**Touch-up Texture Skin:** Granite Herringbone – S5601-TS

**Chisels:** 2", 4", & 8" **Touch-up Wheel:** 3/16"

Grout Line Width: 1/2"

Stone Size: 11 1/2" x 5 1/2"


**Touch-up Texture Skin**  
Pattern # S5601-TS





# STONE PATTERNS

## COLORADO FLAG



Pattern # S3200

**Recommended Contractor Set:** 7 Rigid, 1 Flex, 1 Skin, 1 Roller Sleeve

*Suggested Touch-up and Detailing Tools:*

**Touch-up Texture Skin:** Bluestone – S20018-TS

**Touch-up Texture Roller Sleeve:** Bluestone – SR0920

**Chisels:** 2", 4", 8" & 12" **Touch-up Wheel:** 3/16" or 3/8"

Grout Line Width: 3/16"-3/8"



## FIELDSTONE



Pattern # S3000

**Recommended Contractor Set:** 12 Rigid, 2 Flex, 1 Skin, 1 Roller Sleeve


*Suggested Touch-up and Detailing Tools:*

**Touch-up Texture Skin:** Chiseled Slate – S7618-TS

**Touch-up Texture Roller Sleeve:** Chiseled Slate – SR0976

**Chisels:** 2" **Touch-up Wheel:** 3/16" or 3/8"

Grout Line Width: 1/4"-5/8"



## BROOK STONE



Pattern # S3600

**Recommended Contractor Set:** 9 Rigid, 2 Flex, 1 Skin, 1 Roller Sleeve

*Suggested Touch-up and Detailing Tools:*


**Touch-up Texture Skin:** Coarse Stone – S7418-TS

**Touch-up Texture Roller Sleeve:** Coarse Stone – SR0974

**Chisels:** 2" **Touch-up Wheel:** 3/16" or 3/8"

Grout Line Width: 1/4"-5/8"

Grout Line Depth: 1/16"-1/4"



## ASHLER STONE



Pattern # S4370

**Recommended Contractor Set:** 12 Rigid, 2 Flex, 1 Skin, 1 Roller Sleeve

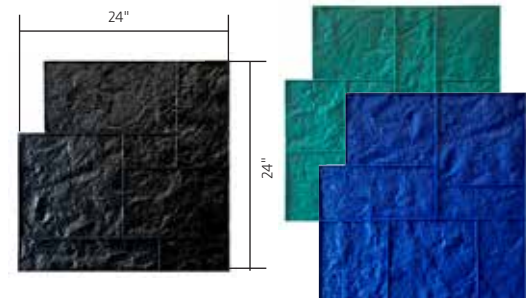
*Suggested Touch-up and Detailing Tools:*

**Touch-up Texture Skin:** Chiseled Slate – S7618-TS

**Touch-up Texture Roller Sleeve:** Chiseled Slate – SR0976

**Chisels:** 4" & 8" **Touch-up Wheel:** 3/16"

Grout Line Width: 1/4"



# STONE PATTERNS

## OCTAGON STONE



Pattern # S8220

**Recommended Contractor Set:** 4 Rigid, 1 Flex, 1 Skin, 1 Roller Sleeve


*Suggested Touch-up and Detailing Tools:*

**Touch-up Texture Skin:** Bluestone – S20018-TS

**Touch-up Texture Roller Sleeve:** Bluestone – SR0920

**Chisels:** 4" & 8" **Touch-up Wheel:** 3/16" or 3/8"

Grout Line Width: 3/8"-3/4"



## 24" x 24" BLUESTONE



Pattern # S4200

**Recommended Contractor Set:** 7 Rigid, 2 Flex, 1 Skin, 1 Roller Sleeve


*Suggested Touch-up and Detailing Tools:*

**Touch-up Texture Skin:** Bluestone – S20018-TS

**Touch-up Texture Roller Sleeve:** Bluestone – SR0920

**Chisels:** 2", 4", & 8" **Touch-up Wheel:** 3/16"

Grout Line Width: 1/2"



## 8" TUMBLED EDGE STONE



Pattern # S8200

**Recommended Contractor Set:** 8 Rigid, 1 Flex, 1 Skin, 1 Roller Sleeve


*Suggested Touch-up and Detailing Tools:*

**Touch-up Texture Skin:** Chiseled Slate – S7618-TS

**Touch-up Texture Roller Sleeve:** Chiseled Slate – SR0976

**Chisels:** 2", 4", & 8" **Touch-up Wheel:** 3/16" or 3/8"

Grout Line Width: 1/4"-5/8"



## 4" x 4" GRANITE SET



Pattern # S5610


**Recommended Contractor Set:** 10 Rigid, 2 Flex, 1 Skin

*Suggested Touch-up and Detailing Tools:*


**Touch-up Texture Skin:** 4" x 4" Granite Set – S5618-TS

**Chisels:** 2" & 4" **Touch-up Wheel:** 3/16" or 3/8"

Grout Line Width: 3/8"-5/8"



**Touch-up Texture Skin**  
Pattern # S5618-TS





# STONE PATTERNS

## 9" x 54" BLUESTONE



Pattern # S4220

**Recommended Contractor Set:** 12 Rigid, 3 Flex, 1 Skin, 1 Roller Sleeve

*Suggested Touch-up and Detailing Tools:*


**Touch-up Texture Skin:** Bluestone – S20018-TS

**Touch-up Texture Roller Sleeve:** Bluestone – SR0920

**Chisels:** 2", 4", 8", & 12" **Touch-up Wheel:** 3/16"

Grout Line Width: 1/4"

Grout Line Depth: 5/32"



## 18" x 36" BLUESTONE



Pattern # S4210

**Recommended Contractor Set:** 9 Rigid, 2 Flex, 1 Skin, 1 Roller Sleeve

*Suggested Touch-up and Detailing Tools:*

**Touch-up Texture Skin:** Bluestone – S20018-TS

**Touch-up Texture Roller Sleeve:** Bluestone – SR0920

**Chisels:** 2", 4", 8", & 12" **Touch-up Wheel:** 3/16"

Grout Line Width: 3/8"

This example is laid out in a herringbone pattern. It can also be laid out in running bond, stacked bond, or basket weave.



## YORK BLUESTONE



**Available Tools:**

24" x 6" – S20624

18" x 12" – S21218

30" x 18" – S21830

12" x 12" – S21212

18" x 18" – S21818

24" x 24" – S22424

30" x 30" – S23030

36" x 36" – S23636

Grout Line Width: 1/2"


**Recommended Contractor Set:** 2 of each Rigid, 1 – 12"x12" Flex, 1 – 18"x18" Flex, 1 Skin, 1 Roller Sleeve

*Suggested Touch-up and Detailing Tools:*

**Touch-up Texture Skin:** Bluestone – S20018-TS

**Touch-up Texture Roller Sleeve:** Bluestone – SR0920

**Chisels:** 2", 4", 8", & 12" **Touch-up Wheel:** 3/16"



# STONE PATTERNS

## ORCHARD STONE



Pattern # S3100

**Recommended Contractor Set:** 7 Rigid, 2 Flex, 1 Skin, 1 Roller Sleeve


*Suggested Touch-up and Detailing Tools:*

**Touch-up Texture Skin:** Italian Slate – S7218-TS

**Touch-up Texture Roller Sleeve:** Italian Slate – SR0972

**Chisels:** 2" **Touch-up Wheel:** 3/8"

Grout Line Width: 3/8"-3/4"



## FOX VALLEY FLAGSTONE



Pattern # S3300

**Additional Tools:**

Half Flexible – S3200-F

**Recommended Contractor Set:** 9 Rigid, 2 Half Flex, 1 Skin, 1 Roller Sleeve


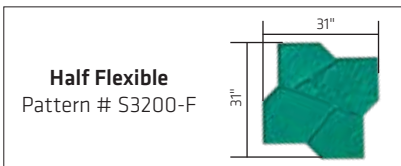
*Suggested Touch-up and Detailing Tools:*

**Touch-up Texture Skin:** Coarse Stone – S7418-TS

**Touch-up Texture Roller Sleeve:** Coarse Stone – SR0974

**Chisels:** 2", 4", & 8" **Touch-up Wheel:** 3/8"

Grout Line Width: 1/2"-1"



## APPALACHIAN FLAGSTONE



Pattern # S3700

**Recommended Contractor Set:** 9 Rigid (3 of each color), 3 Flex (1 of each color), 1 Skin

*Suggested Touch-up and Detailing Tools:*


**Touch-up Texture Skin:** Oxford Slate – S8418-TS

**Chisels:** 2" & 4"

**Touch-up Wheel:** 3/8" or Medium Stone Edge

Grout Line Width: 1/4"-1 3/8"


Grout Line Depth: 3/16"





# STONE PATTERNS

## GARDEN PATH



Pattern # S3400

**Recommended Contractor Set:** 12 Rigid, 2 Flex, 1 Skin, 1 Roller Sleeve

*Suggested Touch-up and Detailing Tools:*


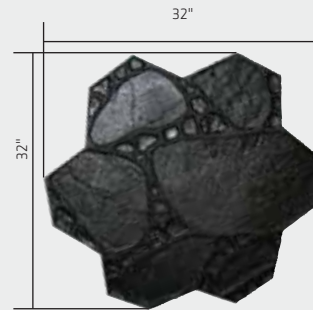
**Touch-up Texture Skin:** Chiseled Slate – S7618-TS

**Touch-up Texture Roller Sleeve:** Chiseled Slate – SR0976

**Chisels:** 2" **Touch-up Wheel:** 3/16" or 3/8"

Grout Line Width: 3/8"-3/4"

Stone Size: 1" x 1 1/2"-12 1/2" x 19"



PATTERN: 3' X 3' SLATE



# BRICK PATTERNS

## NEW BRICK RUNNING BOND



Pattern # S6200

**Recommended Contractor Set:** 10 Rigid, 2 Flex, 1 Skin, 1 Roller Sleeve

*Suggested Touch-up and Detailing Tools:*

**Touch-up Texture Skin:** New Brick – S7318-TS

**Touch-up Texture Roller Sleeve:** New Brick – SR0960

**Chisels:** 2", 4", & 8" **Touch-up Wheel:** 3/16" or 3/8"

Grout Line Width: 1/4"-3/8"

Brick Size: 7 5/8" x 3 3/4"



## NEW BRICK HERRINGBONE



Pattern # S6000

**Recommended Contractor Set:** 10 Rigid, 2 Flex, 1 Skin, 1 Roller Sleeve

*Suggested Touch-up and Detailing Tools:*

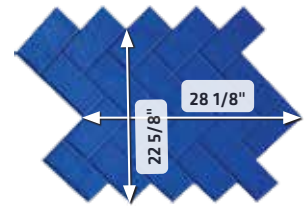
**Touch-up Texture Skin:** New Brick – S7318-TS

**Touch-up Texture Roller Sleeve:** New Brick – SR0960

**Chisels:** 2", 4", & 8" **Touch-up Wheel:** 3/16" or 3/8"

Grout Line Width: 1/4"-3/8"

Brick Size: 7 5/8" x 3 3/4"



## NEW BRICK BASKET WEAVE



Pattern # S6100

**Recommended Contractor Set:** 10 Rigid, 2 Flex, 1 Skin, 1 Roller Sleeve

*Suggested Touch-up and Detailing Tools:*

**Touch-up Texture Skin:** New Brick – S7318-TS

**Touch-up Texture Roller Sleeve:** New Brick – SR0960

**Chisels:** 2", 4", & 8" **Touch-up Wheel:** 3/16" or 3/8"

Grout Line Width: 1/4"-1/2"

Brick Size: 7 5/8" x 3 3/4"



## OLD CHICAGO RUNNING BOND BRICK



Pattern # S6600

**Recommended Contractor Set:** 10 Rigid, 2 Flex, 1 Skin, 1 Roller Sleeve

*Suggested Touch-up and Detailing Tools:*


**Touch-up Texture Skin:** Old Chicago – S73180-TS

**Touch-up Texture Roller Sleeve:** Old Chicago – SR0966

**Chisels:** 2", 4", & 8" **Touch-up Wheel:** 3/8"

Grout Line Width: 1/4"-7/8"

Brick Size: 8 1/2" x 4"



## OLD CHICAGO HERRINGBONE BRICK



Pattern # S6700

**Recommended Contractor Set:** 10 Rigid, 2 Flex, 1 Skin, 1 Roller Sleeve

*Suggested Touch-up and Detailing Tools:*

**Touch-up Texture Skin:** Old Chicago – S73180-TS

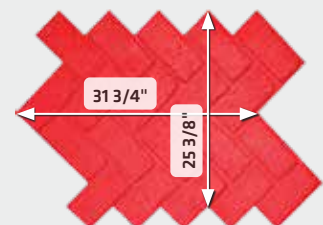
**Touch-up Texture Roller Sleeve:** Old Chicago – SR0966

**Chisels:** 2", 4", & 8" **Touch-up Wheel:** 3/8"

Grout Line Width: 3/8"-7/8"

Grout Line Depth: 1/16"-1/4"

Brick Size: 8 1/2" x 4"





# BRICK PATTERNS

## PENNSYLVANIA AVENUE BRICK RUNNING BOND



Pattern # S6605

**Recommended Contractor Set:** 10 Rigid, 2 Flex, 1 Skin, 1 Roller Sleeve

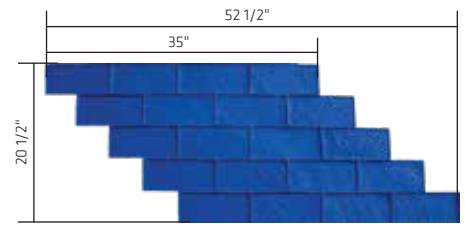
*Suggested Touch-up and Detailing Tools:*

**Touch-up Texture Skin:** Old Chicago – S73180-TS


**Touch-up Texture Roller Sleeve:** Old Chicago – SR0966

**Chisels:** 2", 4", & 8" **Touch-up Wheel:** 3/16"

Grout Line Width: 1/4"-3/8"  
Brick Size: 8" x 3 7/8"



## PENNSYLVANIA AVENUE HERRINGBONE BRICK



Pattern # S6606

**Recommended Contractor Set:** 10 Rigid, 2 Flex, 1 Skin, 1 Roller Sleeve

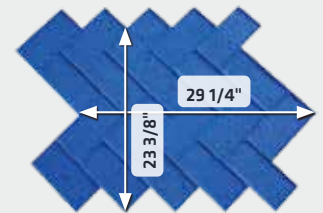
*Suggested Touch-up and Detailing Tools:*

**Touch-up Texture Skin:** Old Chicago – S73180-TS

**Touch-up Texture Roller Sleeve:** Old Chicago – SR0966

**Chisels:** 2", 4", & 8" **Touch-up Wheel:** 3/16"

Grout Line Width: 1/4"-3/8"  
Brick Size: 8" x 3 7/8"



## JUMBO BRICK RUNNING BOND



Pattern # S6202

**Recommended Contractor Set:** 10 Rigid, 2 Flex, 1 Skin, 1 Roller Sleeve

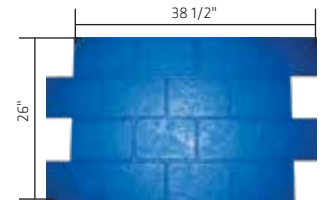
*Suggested Touch-up and Detailing Tools:*

**Touch-up Texture Skin:** New Brick – S73180-TS

**Touch-up Texture Roller Sleeve:** New Brick – SR0960

**Chisels:** 2", 4", & 8" **Touch-up Wheel:** 3/8"

Grout Line Width: 3/8"-1/2"  
Brick Size: 9 1/8" x 6"



## BRICK PATTERN ACCESSORIES

Brick Pattern Accessories are also used with  
Brick Border Patterns (see page 34)



**9" Old Chicago  
Texture Roller Sleeve**

Pattern # SR0966

Patent No. 9,079,330



**9" New Brick  
Texture Roller Sleeve**

Pattern # SR0960

Patent No. 9,079,330

The 9" Texture Roller Sleeves fit on most 9" paint rollers with 3/4" nap.



**Old Chicago  
Touch-up Texture Skin**

Pattern # S73180-TS



**New Brick  
Touch-up Texture Skin**

Pattern # S7318-TS



# WOOD PATTERNS



## 6" WOOD PLANK



Grout Line Width: 1/8"  
Grout Line Depth: 1/8"

Pattern # S7370

### Additional Tools:

Single Wood Plank Flexible - S7371FL

Flexible 'X' - S7370XFL

Flexible 'Y' - S7370YFL

8" Timber End Grain Set - S7398 (see page 19)

**Recommended Contractor Set:** 3 Black Rigid, 3 Blue Rigid, 1 'X' Flex, 1 'Y' Flex, 1 Single Plank Flex, 1 Skin

*Suggested Touch-up and Detailing Tools:*

**Touch-up Texture Skin:** 6" Wood Plank - S7372-TS

**Chisels:** 2", 4", & 8" **Touch-up Wheel:** not recommended

*Both Flexible 'X' and Flexible 'Y' tools are recommended to continue consistency of wood grain in stamped pattern*



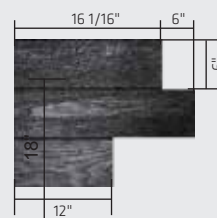
**Single Wood Plank Flexible**

Pattern # S7371FL




**Touch-up Texture Skin**

Pattern # S7372-TS



**Flexible 'X'**  
Pattern # S7370XFL



**Flexible 'Y'**  
Pattern # S7370YFL



# WOOD PATTERNS

## 3 1/2" HARDWOOD PLANKS



Grout Line Width: 1/16"

Pattern # S7350

### Additional Tools:

Single Hardwood Plank Flexible – S7351FL

Flexible 'X' – S7350XFL

Flexible 'Y' – S7350YFL

8" Timber End Grain Set – S7398 (see page 19)

**Recommended Contractor Set:** 5 Rigid, 1 'X' Flex, 1 'Y' Flex, 2 Single Plank Flex

*Suggested Touch-up and Detailing Tools:*


**Chisels:** 2", 4", & 8" **Touch-up Wheel:** not recommended

*Both Flexible 'X' and Flexible 'Y' tools are recommended to continue consistency of wood grain in stamped pattern*




23 1/2" x 3 1/2"

**Single Hardwood Plank Flexible**  
Pattern # S7351FL



**Flexible 'X'**  
Pattern # S7350XFL



**Flexible 'Y'**  
Pattern # S7350YFL

## 12" WOOD PLANK



Grout Line Width: 1/8"

### Available Tools:

16" x 12" – S7516

32" x 12" – S7532

48" x 12" – S7548

64" x 12" – S7564

80" x 12" – S7580

96" x 12" – S7596

### Additional Tools:

8" Timber End Grain Set – S7398 (see page 19)

**Recommended Contractor Set:** 2 to 3 of each Rigid, 1 – 16" x 12" Flex, 1 – 32" x 12" Flex, 1 – 48" x 12" Flex, 1 Skin

*Suggested Touch-up and Detailing Tools:*

**Touch-up Texture Skin:** 12" Wood Plank – S7599-TS

**Chisels:** 2", 4", 8", & 12" **Touch-up Wheel:** not recommended



**Touch-up Texture Skin**  
Pattern # S7599-TS

16" x 12"

96" x 12"

32" x 12"

48" x 12"

64" x 12"

80" x 12"

# WOOD PATTERNS

## 8" FARMHOUSE TRIPLE PLANK



Pattern # S7335

**Additional Tools:**

8" Farmhouse Single Plank Blue – S7330BL  
8" Farmhouse Single Plank Black – S7330BK  
8" Farmhouse Single Plank Green – S7330GR


**Recommended Contractor Set:** 6 Rigid (3 of each color),  
2 Flex (1 of each color), 1 Skin

*Suggested Touch-up and Detailing Tools:*

**Touch-up Texture Skin:** 8" Farmhouse Plank – S7336-TS

**Chisels:** 2", 4", 8", & 12" **Touch-up Wheel:** Not recommended

Grout Line Width: 1/8"  
Grout Line Depth: 3/16"





# WOOD PATTERNS

## 8" FARMHOUSE SINGLE PLANK



Pattern # S7330

**Recommended Contractor Set:** 12 Rigid (4 each color), 3 Flex (1 each color), 1 Skin

*Suggested Touch-up and Detailing Tools:*

**Touch-up Texture Skin:** 8" Farmhouse Plank – S7336-TS

**Chisels:** 2", 4", 8", & 12" **Touch-up Wheel:** Not recommended

Grout Line Width: 1/8"  
Grout Line Depth: 3/16"



55" x 8"



## GILPIN'S FALL BRIDGE PLANK



**Available Tools:**

55" x 16" (Green) – S7380GR

55" x 16" (Blue) – S7380BL

55" x 16" (Black) – S7380BK

**Additional Tools:**

96" x 16" (Black) – S7388BK

8" Timber End Grain Set – S7398 (see page 19)

4" End Grain Liner– S9177

**Recommended Contractor Set:** 9 Rigid, 2 Flex, 1 – 25" x 13 1/2" Skin, 1 – 53" x 15" Skin

*Suggested Touch-up and Detailing Tools:*

**Touch-up Texture Skins:**

25" x 13 1/2" Gilpin's Falls Bridge Plank – S7380-TS

53" x 15" Gilpin's Falls Bridge Plank – S7381-TS

**Chisels:** 2", 4", 8", & 12" **Touch-up Wheel:** not recommended

Grout Line Width: 1/8"  
Grout Line Depth: 3/16"



53" x 15"

**53" x 15" Touch-up Texture Skin**  
Pattern # S7381-TS




25" x 13 1/2"

**25" x 13 1/2" Touch-up Texture Skin**  
Pattern # S7380-TS



55" x 16"



Grout Line Width: 1/8"  
Grout Line Depth: 3/16"

**4" Gilpin's Falls End Grain Liner**  
Pattern # S9177

*Image shows cross section only to show texture*



8' x 4"

*Used to create an end grain texture/pattern on the face of a slab or riser when using Gilpin's Falls Bridge Plank stamp pattern*



96" x 16"

**96" x 16" Gilpin's Falls Bridge Plank**  
Pattern # S7388BK

# WOOD PATTERNS



## PEBBLEWOOD



Grout Line Width: 1/8"  
Grout Line Depth: 1/8"

Pattern # S7360

### Additional Tools:

Pebblewood Touch-up Set of 2 – S7361


**Recommended Contractor Set:** 12 Rigid, 2 Flex, 1 Touch-up Set of 2, 1 Skin

*Suggested Touch-up and Detailing Tools:*


### Touch-up Texture Skin:

Pebblewood Grain – S7362-TS

**Chisels:** 2", 4", & 8" **Touch-up Wheel:** 3/16"



### Touch-up Set of 2 Pattern # S7361



### Touch-up Texture Skin Pattern # S7362-TS

20" x 10"

## WOOD PAVER ASHLAR



Pattern # S7345

### Additional Tools:

Wood Paver Ashlar Set of 2 Starter Pieces – S7346 (see **A**)

**Recommended Contractor Set:** 9 Rigid, 2 Flex, 1 Set of 2 Starter Pieces, 1 Skin

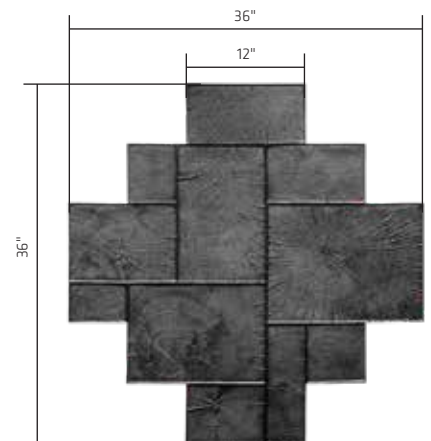

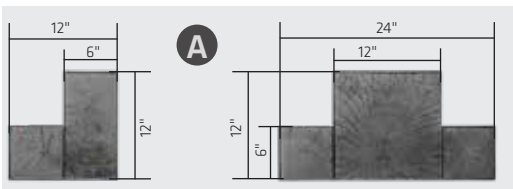
*Suggested Touch-up and Detailing Tools:*

**Touch-up Texture Skin:** Wood Paver – S7344-TS (see **B**)

**Chisels:** 2", 4", 8", & 12" **Touch-up Wheel:** 3/16"

*This tool can be rotated to reduce repetition*

Grout Line Width: 1/16"-1/4"  
Grout Line Depth: 1/8"





# WOOD PATTERNS

## WOOD PAVER COBBLE



Pattern # S7340


**Recommended Contractor Set:** 9 Rigid, 2 Flex, 1 Skin

*Suggested Touch-up and Detailing Tools:*

Touch-up Texture Skin: Wood Paver - S7344-TS (see **B**)  
Chisels: 2", 4", 8", & 12" Touch-up Wheel: 3/16"

Grout Line Width: 1/16"-1/8"

Grout Line Depth: 1/8"-1/4"



## WOOD PAVER RUNNING BOND



Pattern # S7390

**Additional Tools:**

Single Paver Touch-up Tool Set of 2 - S7391



Starter Tool - S7392

**Recommended Contractor Set:** 7 Rigid, 2 Flex, 1 Single Paver Touch-up Tool Set of 2, 1 Flex and 1 Rigid Starter Tool

*Suggested Touch-up and Detailing Tools:*


**Chisels:** 2", 4", 8", & 12" **Touch-up Wheel:** not recommended

Grout Line Width: 1/16"-1/8"  
Grout Line Depth: 1/16"-1/8"  
Paver Block Size: 7" x 3 1/4"



**Single Paver Touch-up Tool Set of 2**  
Pattern # S7391


1 Includes 1 Flex and 1 Rigid



## WOOD PATTERN ACCESSORIES



**8" Timber End Grain Set - Pattern # S7398**



The 8" Timber End Grain Set includes two 8" x 16" end grain texture skins (can be easily cut to desired size). They are commonly used to face patio edges and steps or used as a form liner.

# TEXTURE MATS & TOUCH-UP SKINS



## TRAVERTINE TEXTURE MATS & TOUCH-UP SKINS

### Available Tools:

18" x 18" – S8618-TS (touch-up texture skin)  
36" x 36" – S8636-TS (texture mat with handles)  
48" x 48" – S8648-TS (texture mat with handles)

**Recommended Contractor Set:** 4 – 48" x 48", 1 – 18" x 18"

*Travertine seamless texture saw cut into 15" x 30" running bond*



## CHISELED SLATE TEXTURE MATS & TOUCH-UP SKINS

### Available Tools:

18" x 18" – S7618-TS (touch-up texture skin)  
36" x 36" – S7636-TS (texture mat with handles)  
48" x 48" – S7648-TS (texture mat with handles)

**Recommended Contractor Set:** 4 – 48" x 48", 1 – 18" x 18",  
1 Roller Sleeve

*Suggested Touch-up and Detailing Tools:*

Touch-up Texture Roller Sleeve: Chiseled Slate – SR0976



## HEAVY STONE TEXTURE MATS & TOUCH-UP SKINS

### Available Tools:

18" x 18" – S7118-TS (touch-up texture skin)  
36" x 36" – S7136-TS (texture mat with handles)  
48" x 48" – S7148-TS (texture mat with handles)

**Recommended Contractor Set:** 4 – 48" x 48", 1 – 18" x 18"



## ITALIAN SLATE TEXTURE MATS & TOUCH-UP SKINS

### Available Tools:

18" x 18" – S7218-TS (touch-up texture skin)  
36" x 36" – S7236-TS (texture mat with handles)  
48" x 48" – S7248-TS (texture mat with handles)

**Recommended Contractor Set:** 4 – 48" x 48", 1 – 18" x 18",  
1 Roller Sleeve

*Suggested Touch-up and Detailing Tools:*

Touch-up Texture Roller Sleeve: Italian Slate – SR0972





# TEXTURE MATS & TOUCH-UP SKINS



## BLUESTONE STRATA TEXTURE MATS & TOUCH-UP SKINS

### Available Tools:

22" x 16" - S20122-TS (touch-up texture skin)  
40" x 30" - S20140-TS (texture mat with handles)  
58" x 48" - S20158-TS (texture mat with handles)

**Recommended Contractor Set:** 4 - 58" x 48", 1 - 22" x 16"



## QUARTZITE STRATA TEXTURE MATS & TOUCH-UP SKINS

### Available Tools:

18" x 18" - S7718-TS (touch-up texture skin)  
36" x 36" - S7736-TS (texture mat with handles)  
48" x 48" - S7748-TS (texture mat with handles)

**Recommended Contractor Set:** 4 - 48" x 48", 1 - 18" x 18"



## FRACTURED SLATE TEXTURE MATS & TOUCH-UP SKINS

### Available Tools:

18" x 18" - S8918-TS (touch-up texture skin)  
36" x 36" - S8936-TS (texture mat with handles)  
48" x 48" - S8948-TS (texture mat with handles)

**Recommended Contractor Set:** 4 - 48" x 48", 1 - 18" x 18"




## FRACTURED EARTH TEXTURE MATS & TOUCH-UP SKINS


### Available Tools:

18" x 18" - S8718-TS (touch-up texture skin)  
36" x 36" - S8736-TS (texture mat with handles)  
48" x 48" - S8748-TS (texture mat with handles)

**Recommended Contractor Set:** 4 - 48" x 48", 1 - 18" x 18"



# TEXTURE MATS & TOUCH-UP SKINS



## BLUESTONE TEXTURE MATS & TOUCH-UP SKINS

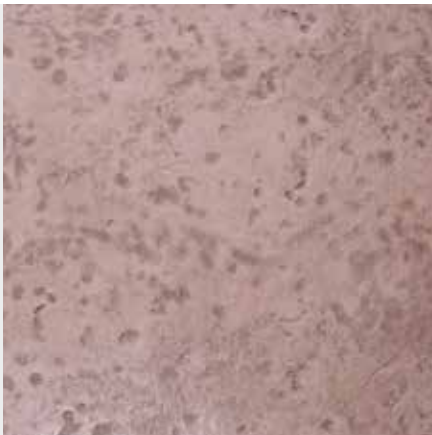
### Available Tools:

18" x 18" – S20018-TS (touch-up texture skin)  
36" x 36" – S20036-TS (texture mat with handles)  
48" x 48" – S20048-TS (texture mat with handles)

**Recommended Contractor Set:** 4 – 48" x 48", 1 – 18" x 18",  
1 Roller Sleeve

### Suggested Touch-up and Detailing Tools:

Touch-up Texture Roller Sleeve: Bluestone – SR0920



## RIVER BOTTOM TEXTURE MATS & TOUCH-UP SKINS

### Available Tools:

18" x 18" – S7018-TS (touch-up texture skin)  
36" x 36" – S7036-TS (texture mat with handles)  
48" x 48" – S7048-TS (texture mat with handles)

**Recommended Contractor Set:** 4 – 48" x 48", 1 – 18" x 18"



## COARSE STONE TEXTURE MATS & TOUCH-UP SKINS

### Available Tools:

18" x 18" – S7418-TS (touch-up texture skin)  
36" x 36" – S7436-TS (texture mat with handles)  
48" x 48" – S7448-TS (texture mat with handles)

**Recommended Contractor Set:** 4 – 48" x 48", 1 – 18" x 18",  
1 Roller Sleeve

### Suggested Touch-up and Detailing Tools:

Touch-up Texture Roller Sleeve: Coarse Stone – SR0974




## PEBBLESTONE TEXTURE MATS & TOUCH-UP SKINS

### Available Tools:

18" x 18" – S8318-TS (touch-up texture skin)  
36" x 36" – S8336-TS (texture mat with handles)  
48" x 48" – S8348-TS (texture mat with handles)

**Recommended Contractor Set:** 4 – 48" x 48", 1 – 18" x 18"





# TEXTURE MATS & TOUCH-UP SKINS



## OXFORD SLATE TEXTURE MATS & TOUCH-UP SKINS

### Available Tools:

18" x 18" – S8418-TS (touch-up texture skin)  
36" x 36" – S8436-TS (texture mat with handles)  
48" x 48" – S8448-TS (texture mat with handles)

**Recommended Contractor Set:** 4 – 48" x 48", 1 – 18" x 18"



18" x 18"




## HADLEY CREEK SHALE TEXTURE MATS & TOUCH-UP SKINS

### Available Tools:

18" x 18" – S8518-TS (touch-up texture skin)  
36" x 36" – S8536-TS (texture mat with handles)  
48" x 48" – S8548-TS (texture mat with handles)

**Recommended Contractor Set:** 4 – 48" x 48", 1 – 18" x 18"



18" x 18"



## ROCK SALT TEXTURE MATS & TOUCH-UP SKINS

### Available Tools:

18" x 18" – S7818-TS (touch-up texture skin)  
36" x 36" – S7836-TS (texture mat with handles)  
48" x 48" – S7848-TS (texture mat with handles)

**Recommended Contractor Set:** 4 – 48" x 48", 1 – 18" x 18"



18" x 18"




## GRADED ROCK SALT TEXTURE MATS & TOUCH-UP SKINS

### Available Tools:


18" x 18" – S8818-TS (touch-up texture skin)  
36" x 36" – S8836-TS (texture mat with handles)  
48" x 48" – S8848-TS (texture mat with handles)

**Recommended Contractor Set:** 4 – 48" x 48", 1 – 18" x 18"



18" x 18"

# TEXTURE ROLLERS



## 9" TEXTURE ROLLER SLEEVES

Patent No. 9,079,330

- For use as touch-up tools with their corresponding texture mats
- They can also be used as stand-alone tools
- The 9" texture roller sleeves fit on most 9" paint rollers with 3/4" nap (paint roller with nap not included)
- Use with stampable overlays or fresh concrete

### Available Types:

Italian Slate – SR0972  
Bluestone – SR0920  
Chiseled Slate – SR0976  
Coarse Stone – SR0974



**9" Italian Slate  
Texture Roller Sleeve**  
Pattern # SR0972  
Patent No. 9,079,330



**9" Bluestone  
Texture Roller Sleeve**  
Pattern # SR0920  
Patent No. 9,079,330



**9" Chiseled Slate  
Texture Roller Sleeve**  
Pattern # SR0976  
Patent No. 9,079,330



**9" Coarse Stone  
Texture Roller Sleeve**  
Pattern # SR0974  
Patent No. 9,079,330



## 18" TEXTURE ROLLER SLEEVES

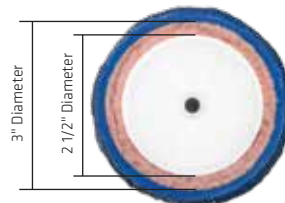

Patent No. 9,079,330

- Made to create the look of natural stone or slate similar to Sika texture skins
- Use with stampable overlays or fresh concrete
- A fully assembled 18" Roller Frame with 3/4" Nap Roller and texture roller sleeve attaches to a standard broom handle
- They eliminate the need for a heavy urethane core making them cost effective and lightweight

### Available Types:

Italian Slate – SR1872  
Bluestone – SR1820  
Chiseled Slate – SR1876  
Coarse Stone – SR1874  
Rock Salt – SR1878

**18" Italian Slate  
Texture Roller Sleeve**  
Pattern # SR1872  
Patent No. 9,079,330



**18" Bluestone  
Texture Roller Sleeve**  
Pattern # SR1820  
Patent No. 9,079,330



**18" Chiseled Slate  
Texture Roller Sleeve**  
Pattern # SR1876  
Patent No. 9,079,330



**18" Coarse Stone  
Texture Roller Sleeve**  
Pattern # SR1874  
Patent No. 9,079,330



**18" Rock Salt  
Texture Roller Sleeve**  
Pattern # SR1878  
Patent No. 9,079,330






# COMPASS PATTERNS



## 48" COMPASS ROSE

Pattern # S8235


Grout Line Width: 1/8"-1/2"



## 48" WINDROSE

Pattern # S8230

Grout Line Width: 1/4"-1/2"




## 96" WINDROSE 1/4 CIRCLE

Pattern # S8240

Grout Line Width: 1/8"-5/8"  
Grout Line Depth: 1/16"-1/4"

*The 96" Windrose 1/4 Circle consists of a single 1/4 circle stamp. Recommended contractor set is 2 for alignment purposes.*





# SPECIALTY PATTERNS



## NICKEL PLATE RAIL SPUR

Pattern # S8900

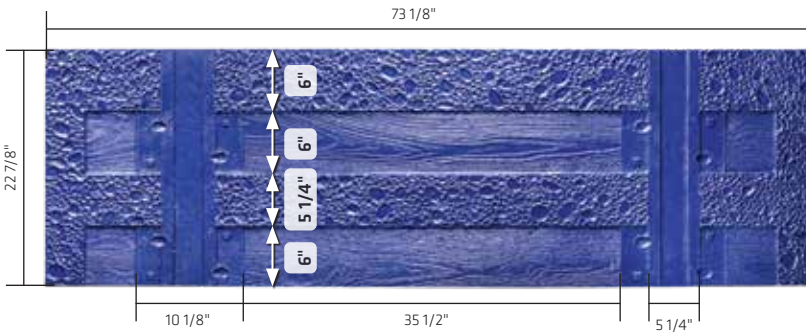
*Suggested Touch-up and Detailing Tools:*

### Touch-up Texture Skins:

6" Wood Plank - S7372-TS

Pebblestone - S8318-TS

Tool Depth: 1/4"



## TEXAS STATE & STAR

### Available Sizes:

2' x 2' - S7702

3' x 3' - S7703

Grout Line Width: 1/4"



## TEXAS WEAVE

Pattern # S7705

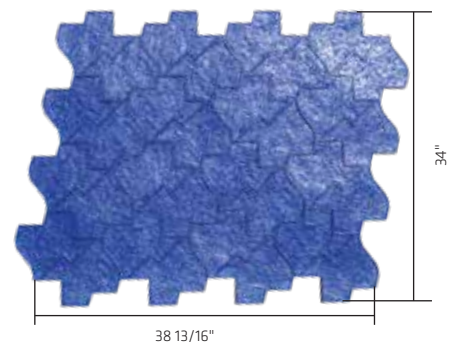
### Additional Tools:

Texas Weave Touch-up - S7706

Grout Line Width: 1/8"-1/4"


Grout Line Depth: 1/8"

**Texas Weave Touch-up**  
Pattern # S7706








# SPECIALTY PATTERNS



## ADA TRUNCATED DOME MAT

### Available Sizes:


24" x 24" – S7500  
36" x 24" – S7503  
48" x 24" – S7504  
60" x 24" – S7505



## DIAMOND TACTILE PATTERN

Pattern # S7400

Grout Line Width: 3/16"  
Grout Line Depth: 3/16"  
Diamond Size: 5/8" x 1 3/8"

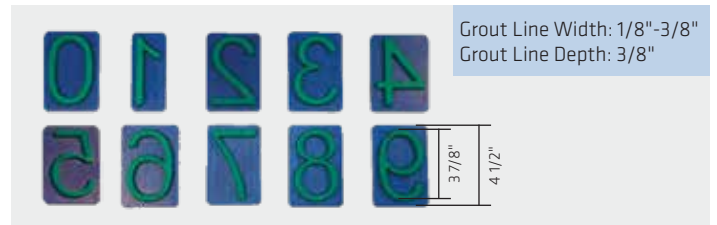


## NUMBERS

■ Sold as set: 0 through 9

### Available Heights:

3 7/8" Set – S7890  
11/8" Set – S7892




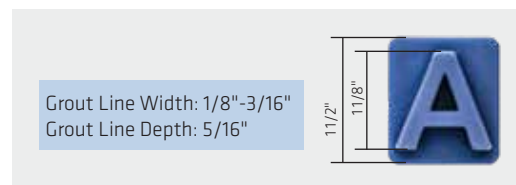
## LETTERS

■ Both heights are available in letters A through Z

■ Each letter is sold separately

### Available Heights:

3 7/8" – S7890LET  
11/8" – S7892LET




# SPECIALTY PATTERNS



## STEER HEAD

Pattern # S9973


Grout Line Width: 3/8"



## LAKE TROUT

Pattern # S9930

Grout Line Width: 1/8"



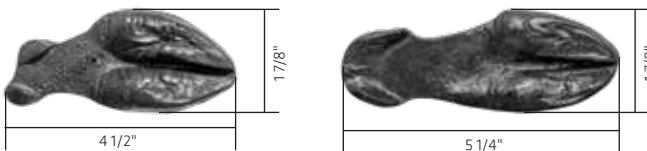
## ANIMAL PRINT STAMPS



The animal print stamps attach to a standard threaded broom handle.


### Deer Dewclaw (Set of Two)

Pattern # S9934




### Deer Hoof Print (Set of Four)

Pattern # S9932




### Coyote Paw Print (Set of Four)

Pattern # S9933



### Gray Wolf Paw Print (Set of Two)

Pattern # S9931





# BORDER PATTERNS



## 4" TUMBLLED EDGE STONE BORDER

Pattern # S8210

### Additional Tools:

Finishing Corner – S8211

'T' – S8212

Cross – S8213


**Recommended Contractor Set:** 2 Rigid, 1 Flex, 1 Corner, 1 Skin, 1 Roller Sleeve  
(1 Cross & 1 'T' if needed)

*Suggested Touch-up and Detailing Tools:*

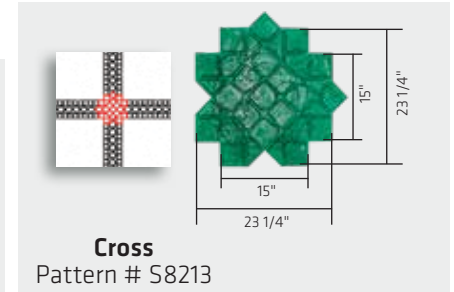
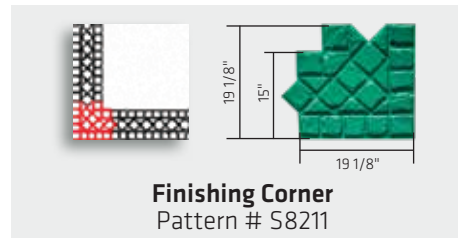
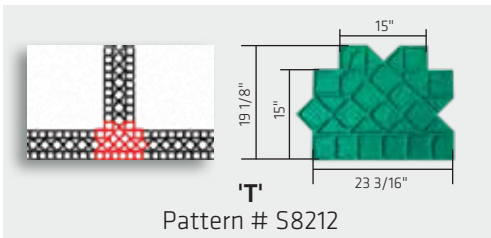
**Touch-up Texture Skin:** Bluestone – S20018-TS

**Touch-up Texture Roller Sleeve:** Bluestone – SR0920

**Chisels:** 2" & 4" **Touch-up Wheel:** 3/16" or 3/8"



Grout Line Width: 1/4"-5/8"



## 18" TUMBLLED EDGE STONE WITH 4" STONE BORDER

Pattern # S8205

Grout Line Width: 3/16"-1/2"

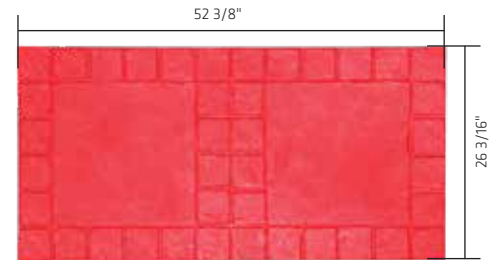
**Recommended Contractor Set:** 6 Rigid, 1 Flex, 1 Skin, 1 Roller Sleeve

*Suggested Touch-up and Detailing Tools:*

**Touch-up Texture Skin:** Bluestone – S20018-TS

**Touch-up Texture Roller Sleeve:** Bluestone – SR0920

**Chisels:** 2", 4", & 8" **Touch-up Wheel:** 3/16" or 3/8"



## 4" X 4" GRANITE BORDER 2 ROW

Pattern # S5615


**Recommended Contractor Set:** 2 Rigid, 1 Flex, 1 Skin

*Suggested Touch-up and Detailing Tools:*

**Touch-up Texture Skin:** 4" x 4" Granite Set – S5618-TS

**Chisels:** 2" & 4" **Touch-up Wheel:** 3/16" or 3/8"

Grout Line Width: 3/8"-5/8"



## 4" X 4" GRANITE BORDER 3 ROW

Pattern # S5616


**Recommended Contractor Set:** 2 Rigid, 1 Flex, 1 Skin

*Suggested Touch-up and Detailing Tools:*

**Touch-up Texture Skin:** 4" x 4" Granite Set – S5618-TS

**Chisels:** 2" & 4" **Touch-up Wheel:** 3/16" or 3/8"

Grout Line Width: 3/8"-5/8"



## ROMAN ROPE

Pattern # S7900

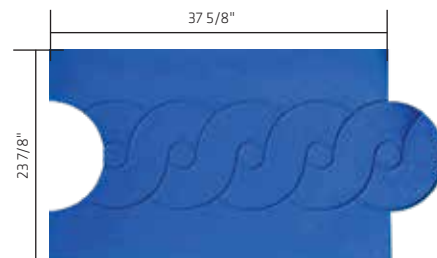
**Recommended Contractor Set:** 2 Rigid, 1 Flex, 1 Skin

*Suggested Touch-up and Detailing Tools:*

**Touch-up Texture Skin:** Roman Rope – S7918-TS

**Chisels:** not recommended **Touch-up Wheel:** 3/16"

Grout Line Width: 1/4"



**Touch-up  
Texture Skin**  
Product Num. S7918-TS



# BORDER PATTERNS



## NEW BRICK SOLDIER COURSE

Pattern # S6900

### Additional Tools:

Finishing Corner – S6903 (see **A**)  
Soldier Curve – S6230, Single Brick Set – S6905 (see **B**)

**Recommended Contractor Set:** 2 Rigid, 1 Flex, 1 Finishing Corner, 1 Soldier Curve, 1 Single Brick Set, 1 Skin, 1 Roller Sleeve, 1 Touch-up Tool Set

*Suggested Touch-up and Detailing Tools:*



**Touch-up Texture Skin:** New Brick – S7318-TS

**Touch-up Texture Roller Sleeve:** New Brick – SR0960

**Touch-up Tool Set:** New Brick Soldier Course – S6231

Grout Line Width: 1/4"–3/8"

Brick Size: 3 3/4" x 7 3/4"



## PENNSYLVANIA AVENUE SOLDIER COURSE

Pattern # S6805

### Additional Tools:

Finishing Corner – S6806 (see **C**)  
Soldier Curve – S6630, Single Brick Set – S6807 (see **D**)

**Recommended Contractor Set:** 2 Rigid, 1 Flex, 1 Finishing Corner, 1 Soldier Curve, 1 Single Brick Set, 1 Skin, 1 Roller Sleeve, 1 Touch-up Tool Set

*Suggested Touch-up and Detailing Tools:*


**Touch-up Texture Skin:** Old Chicago – S73180-TS

**Touch-up Texture Roller Sleeve:** Old Chicago – SR0966

**Touch-up Tool Set:** Pennsylvania Avenue Soldier Course – S6631

Grout Line Width: 1/4"

Brick Size: 3 7/8" x 8"




## SOLDIER COURSE ACCESSORIES

### Soldier Curve Tools

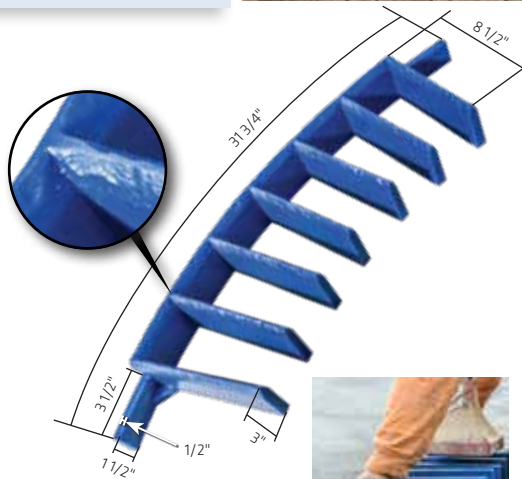
- Automatically adjusts brick angles as if they were cut by a mason
- Eliminates sloppy hand cut borders
- Easily conforms to different radii
- Designed to be used in conjunction with their corresponding soldier course border pattern



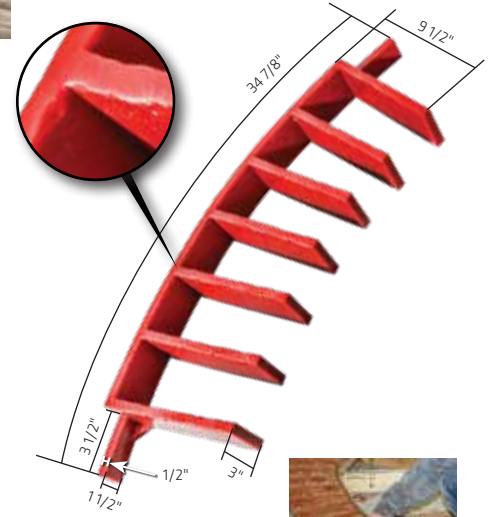
Pennsylvania Avenue  
Soldier Curve



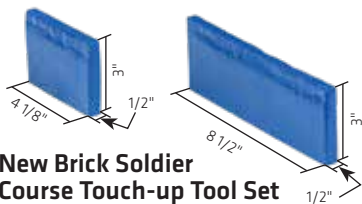
**New Brick  
Soldier Curve**  
Pattern # S6230  
Patent No. 8,672,580 B1



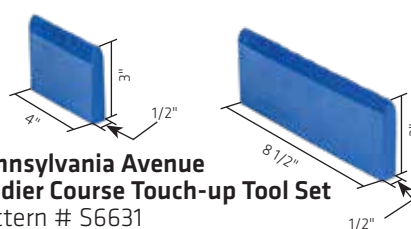
**Pennsylvania Avenue  
Soldier Curve**  
Pattern # S6630  
Patent No. 8,672,580 B1



**Old Chicago  
Soldier Curve**  
Pattern # S6830  
Patent No. 8,672,580 B1



**New Brick Soldier  
Course Touch-up Tool Set**  
Pattern # S6231



**Pennsylvania Avenue  
Soldier Course Touch-up Tool Set**  
Pattern # S6631



**Old Chicago Soldier  
Course Touch-up Tool Set**  
Pattern # S6831





## OLD CHICAGO SOLDIER COURSE

Pattern # S6800

### Additional Tools:

Finishing Corner – S6801 (see **E**)

Soldier Curve – S6830, Single Brick Set – S6803 (see **F**)

**Recommended Contractor Set:** 2 Rigid, 1 Flex, 1 Finishing Corner, 1 Soldier Curve, 1 Single Brick Set, 1 Skin, 1 Roller Sleeve, 1 Touch-up Tool Set

*Suggested Touch-up and Detailing Tools:*

**Touch-up Texture Skin:** Old Chicago – S73180-TS

**Touch-up Texture Roller Sleeve:** Old Chicago – SR0966

**Touch-up Tool Set:** Old Chicago Soldier Course – S6831

**Chisels:** 2", 4", & 8" **Touch-up Wheel:** 3/8"

Grout Line Width: 3/8"  
Brick Size: 4" x 8 1/2"



## NEW BRICK SOLDIER COURSE STACKED

Pattern # S6901

**Recommended Contractor Set:** 2 Rigid, 1 Flex, 1 Skin, 1 Roller Sleeve


*Suggested Touch-up and Detailing Tools:*

**Touch-up Texture Skin:** New Brick – S7318-TS

**Touch-up Texture Roller Sleeve:** New Brick – SR0960

**Chisels:** 2", 4", & 8" **Touch-up Wheel:** 3/16" or 3/8"

Grout Line Width: 1/4"-3/8"  
Brick Size: 3 3/4" x 7 5/8"



## NEW BRICK SAILOR COURSE

Pattern # S6950

### Additional Tools:

Single Brick Set – S6955 (see **A**)

**Recommended Contractor Set:** 2 Rigid, 1 Flex, 1 Single Brick Set, 1 Skin, 1 Roller Sleeve

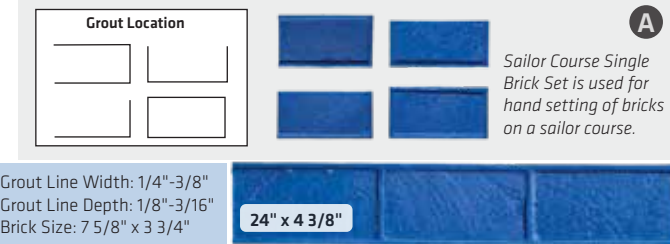
*Suggested Touch-up and Detailing Tools:*

**Touch-up Texture Skin:** New Brick – S7318-TS

**Touch-up Texture Roller Sleeve:** New Brick – SR0960

**Chisels:** 2", 4", & 8" **Touch-up Wheel:** 3/16" or 3/8"

Grout Line Width: 1/4"-3/8"  
Grout Line Depth: 1/8"-3/16"  
Brick Size: 7 5/8" x 3 3/4"



## LARGE BRICK SOLDIER COURSE

Pattern # S6850

**Recommended Contractor Set:** 2 Rigid, 1 Flex, 1 Skin, 1 Roller Sleeve


*Suggested Touch-up and Detailing Tools:*

**Touch-up Texture Skin:** New Brick – S7318-TS

**Touch-up Texture Roller Sleeve:** New Brick – SR0960

**Chisels:** 2", 4", & 8" **Touch-up Wheel:** not recommended

Grout Line Width: 1/8"  
Brick Size: 3 7/8" x 11 3/4"



## TEXTURED STAMPING SHOES

Our textured stamping shoes are designed to help distribute weight evenly so that you can stamp the Texture Mats earlier. The shoes are also textured for those rare cases where someone accidentally steps off of the mat onto the concrete.



### Chiseled Slate Shoe-In Texture Shoes

Pattern # SI76

#### Available Sizes:

M (men's shoe sizes less than 9)

L (men's shoe sizes 9-11)

XL (men's shoe sizes above 11)



### Coarse Stone Shoe-In Texture Shoes

Pattern # SI74

#### Available Sizes:

M (men's shoe sizes less than 9)

L (men's shoe sizes 9-11)

XL (men's shoe sizes above 11)



### Bluestone Shoe-In Texture Shoes

Pattern # SI20

#### Available Sizes:

M (men's shoe sizes less than 9)

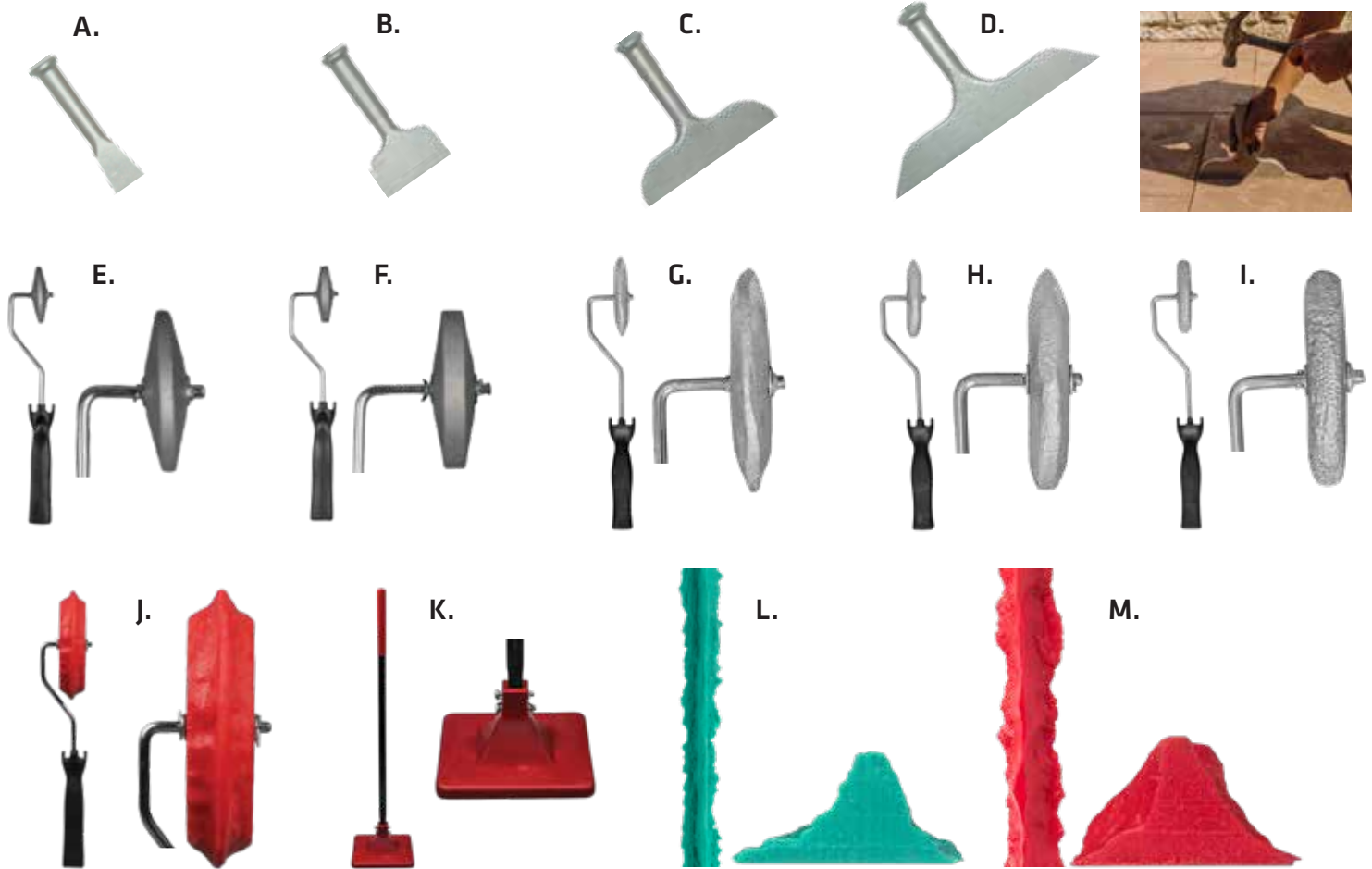
L (men's shoe sizes 9-11)

XL (men's shoe sizes above 11)



# STAMPING ACCESSORIES

Our tampers, hand chisels, and touch-up wheels are a must on every stamping job. The hand chisels and touch-up wheels are used to finish grout lines in difficult areas or on the edges where the Stamping Tools cannot reach.



	ITEM NAME	PART NO.	SPECIFICATIONS
A.	2" Chisel	S8101	Aluminum
B.	4" Chisel	S8103	Aluminum
C.	8" Chisel	S8108	Aluminum
D.	12" Chisel	S8112	Aluminum
E.	3/16" Touch-up Wheel	S8115	Aluminum with a 3/16" flat joint
F.	3/8" Touch-up Wheel	S8116	Aluminum with a 3/8" flat joint
G.	Thin Stone Edge Touch-up Wheel	S8120	Aluminum with a stone edge joint varying 1/8"-1/4"
H.	Medium Stone Edge Touch-up Wheel	S8121	Aluminum with a stone edge joint varying 3/16"-1/2"
I.	Large Sanded Joint Touch-up Wheel	S8122	Aluminum with a 5/8" sanded joint
J.	Control Joint Stone Texture Roller	S8117	Urethane joint roller for creating natural texture in joints
K.	12" x 12" Shock Absorbing Tamper	TMP12SHOCKLESS	Shock absorbing tamper. Removable steel handle is square at head for easy alignment.
L.	Slate Joint Texture Strip	S8118	8' x 2"
M.	Cut Stone Joint Texture Strip	S8119	8' x 2"



# STACKABLE FORM LINER



## 6" STACKABLE COBBLESTONE FORM LINER

### Available Tools:

6" Liner A – S50068A (see **A**)

6" Liner B – S50068B (see **B**)

### Additional Tools:

Control Joint Texture Strip – S58001

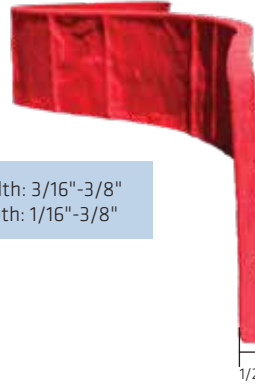

2' Offset – S50062

8" End Set of 2 – S5006E08

10" End Set of 2 – S5006E10

*The 6" Stackable Cobblestone Form Liner minimizes stone repetition by alternating Liner A, Liner B, and the 2' Offset during stacking.*

*Both Liner A and Liner B are labeled on the back for identification during stacking.*



Grout Line Width: 3/16"-3/8"  
Grout Line Depth: 1/16"-3/8"

8" End Set of 2



8' x 6"

**A**



8' x 6"

**B**



2' x 6"

**2' Offset**  
Pattern # S50062




7" x 6"

**8" End Set of 2**  
Pattern # S5006E08



9" x 6"

**10" End Set of 2**  
Pattern # S5006E10




### Control Joint Texture Strip Pattern # S58001

*Refer to ACI Standards and Guidelines on placement of vertical control joint strips*



*The Control Joint Texture Strip is used to help control random cracking in the wall while adding a decorative feature.*



# COUNTRY LEDGE FORM LINER



## COUNTRY LEDGE FORM LINER

Patent No. 5,885,502

### Available Tools:

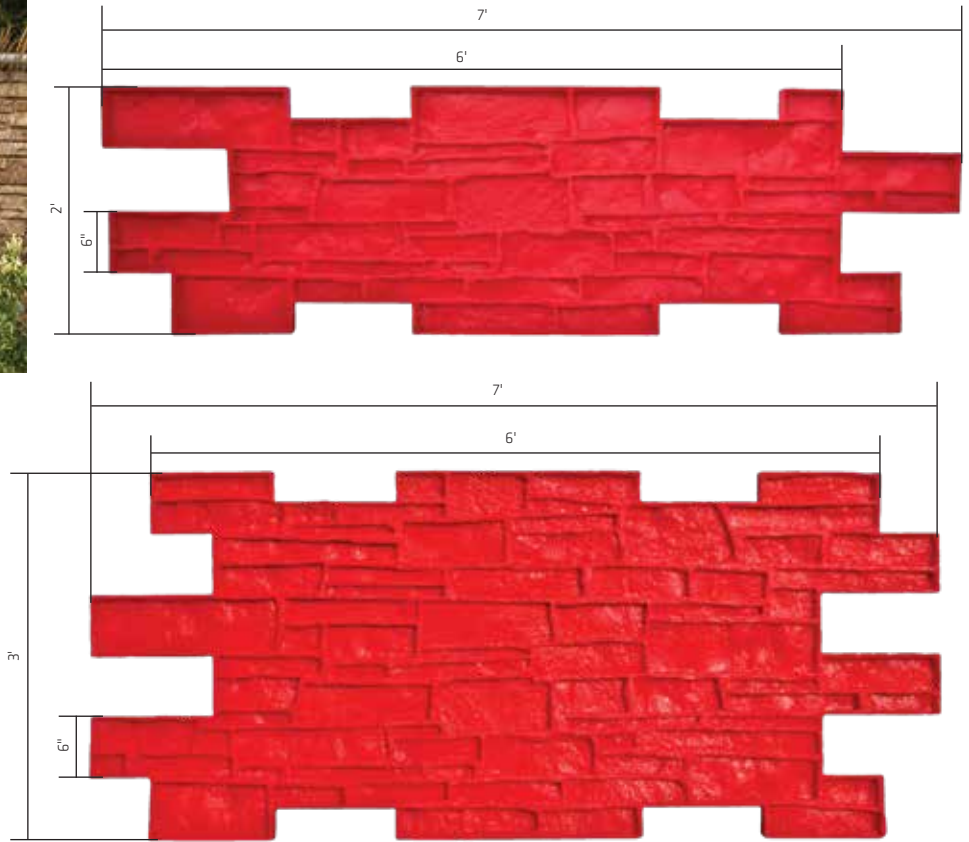
- 2' - S3624
- 3' - S3636
- 6" x 6" Filler Stone - S3606
- 3" x 12" Filler Stone - S36123
- 6" x 12" Filler Stone Single - S36126SINGLE
- 6" x 12" Filler Stone Double - S36126DOUBLE

### Additional Tools:

- Extension - (see pattern #(s) below)
- Outside Corner A - (see pattern #(s) below)
- Outside Corner B - (see pattern #(s) below)
- Inside Corner D - (see pattern #(s) below)
- Inside Corner E - (see pattern #(s) below)
- 10" End Piece C - (see pattern #(s) below)
- 12" End Piece C - (see pattern #(s) below)

The 2' and 3' liners can be used together to create any wall height in one foot increments

Grout Line Width: 1/2"-1"



### 6" x 6" Filler Stone Pattern # S3606



All corners and end pieces are labeled on the back for identification

### 10" End Piece C Available Sizes:

- 2' - S3624C
- 3' - S3636C



### 3" x 12" Filler Stone Pattern # S36123



### 6" x 12" Filler Stone - Single Pattern # S36126S



### 6" x 12" Filler Stone - Double Pattern # S36126S



### Extension Available Sizes:

- 2' - S3624X
- 3' - S3636X



### Outside Corner (2 pieces) Available Sizes:

- 2' A - S3624A
- 2' B - S3624B
- 3' A - S3636A
- 3' B - S3636B



### Inside Corner (2 pieces) Available Sizes:

- 2' D - S3624D
- 2' E - S3624E
- 3' D - S3636D
- 3' E - S3636E



### 12" End Piece C Available Sizes:

- 2' - S3624C 12





# COUNTRY LEDGE FORM LINER



## COUNTRY LEDGE COLUMN FORM

- Can be used to create stand alone columns or in conjunction with the Country Ledge Form Liner System
- Natural look of real stone
- Extender pieces are used to increase the height of both size columns by 6"

### Available Tools:

- 24" A - S361824A (see **A**)
- 24" B - S361824B (see **B**)
- 24" C - S361824C (see **C**)
- 24" D - S361824D (see **D**)
- 40" A - S361840A
- 40" B - S361840B
- 40" C - S361840C
- 40" D - S361840D

### Additional Tools:


- 6" Extender A - S361806A
- 6" Extender B - S361806B
- 6" Extender C - S361806C
- 6" Extender D - S361806D



Grout Line Width: 1/2"-1"



All liner pieces are labeled on the back for identification



Also available in 40" height

**6" Extender A**  
Pattern # S361806A



**6" Extender B**  
Pattern # S361806B



**6" Extender C**  
Pattern # S361806C



**6" Extender D**  
Pattern # S361806D







2 1/2" Cantilevered Cut Stone Step Liner and Riser Stone Liner

## STONE FORM LINERS

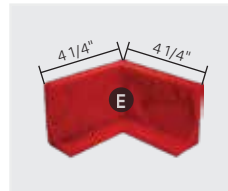
### 2 1/2" CANTILEVERED CUT STONE STEP LINER

Pattern # S9101

#### Additional Tools:

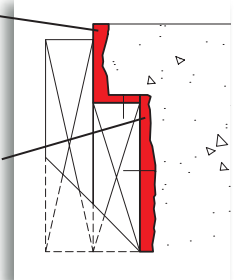
90° Outside Corner – S9103 (see **E**)

90° Inside Corner – S9109 (see **F**)



2 1/2" Cantilevered  
Cut Stone Step Liner

Riser Liner, cut to size



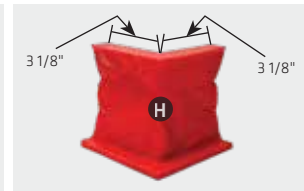
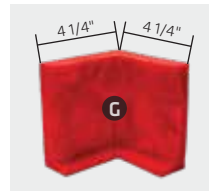
### 4" CANTILEVERED CUT STONE STEP LINER

Pattern # S9102

#### Additional Tools:

90° Outside Corner – S9105 (see **G**)

90° Inside Corner – S9113 (see **H**)



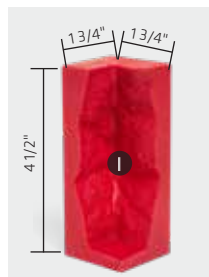
### ONE PIECE 4" CANTILEVERED STEP LINERS

#### Available Sizes:

8' x 7 1/4" – S9152

#### Additional Tools:

Corner – S9153 (see **I**)





# FORM & STEP LINERS

## STONE FORM LINERS



### ONE PIECE 2 1/4" CANTILEVERED STEP LINERS

#### Available Sizes:

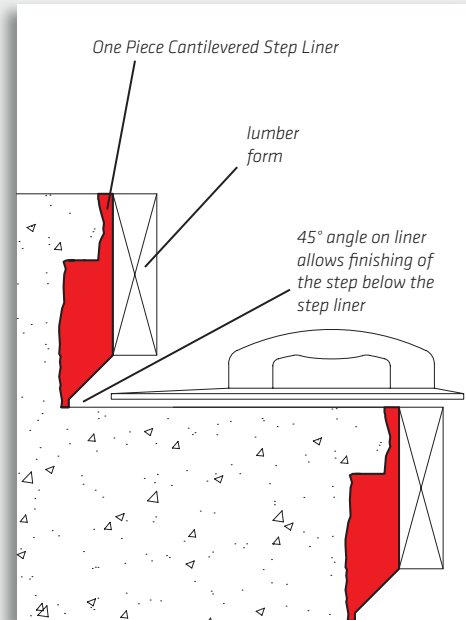
8' x 6 1/4" - S9133

8' x 7 1/4" - S9150

#### Additional Tools:

Corner - S9151

Corner works with both size liners



#### Corner Product Num. S9151

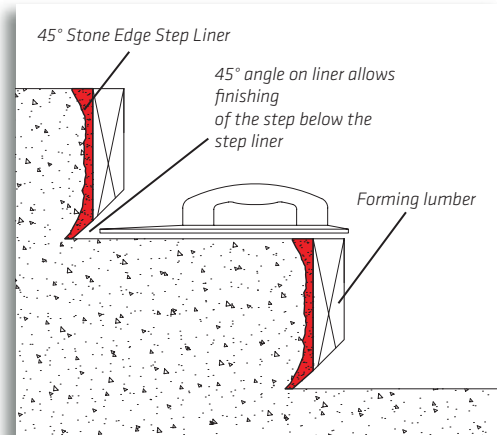


### 45° STONE EDGE STEP LINERS

#### Available Sizes:

8' x 6 1/4" - S9135

8' x 7 1/4" - S9115



# FORM & STEP LINERS

## STONE FORM LINERS



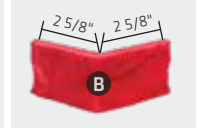
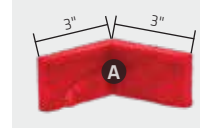
### 1 1/2" CUT STONE FORM LINER

Pattern # S9101.5

#### Additional Tools:

90° Outside Corner – S9118 (see **A**)

90° Inside Corner – S9119 (see **B**)



8' x 1 1/2"



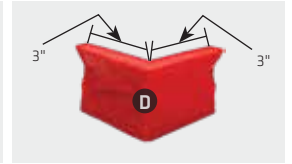
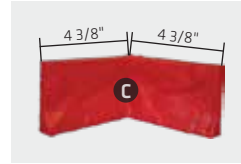
### 2 1/4" Cut Stone Form Liner

Pattern # S9100

#### Additional Tools:

90° Outside Corner – S9107 (see **C**)

90° Inside Corner – S9108 (see **D**)



8' x 2 1/4"



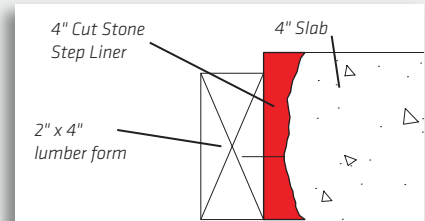
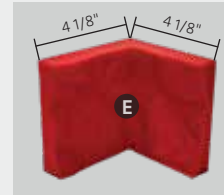
### 4" CUT STONE FORM LINER

Pattern # S9104

#### Additional Tools:

90° Outside Corner – S9106 (see **E**)

90° Inside Corner – S9112 (see **F**)



8' x 4"



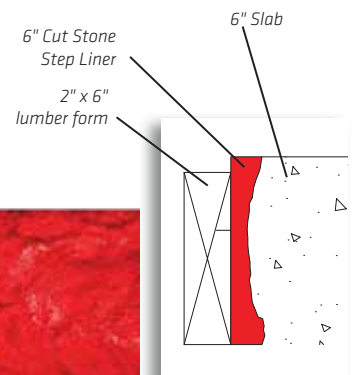

### 6" CUT STONE FORM LINER

Pattern # S9130

#### Additional Tools:

90° Outside Corner – S9132 (see **G**)

90° Inside Corner – S9131 (see **H**)



8' x 6"





# FORM & STEP LINERS

## STONE FORM LINERS

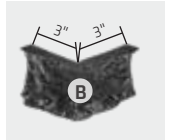

### 2 1/4" ARCADIAN STONE FORM LINER

Pattern # S9162

#### Additional Tools:

90° Outside Corner – S9163 (see **A**)

90° Inside Corner – S9161 (see **B**)



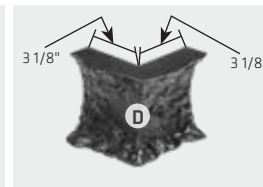
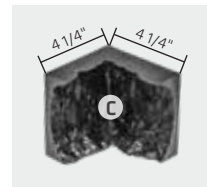
### 4" ARCADIAN STONE FORM LINER

Pattern # S9164

#### Additional Tools:

90° Outside Corner – S9165 (see **C**)

90° Inside Corner – S9166 (see **D**)



## BULL NOSE FORM LINERS

### 2 1/8" BULL NOSE FORM LINER

Pattern # S9120

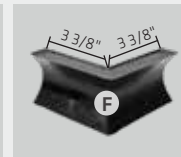
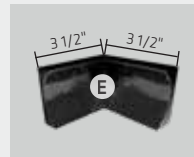
#### Additional Tools:

90° Outside Corner – S9121 (see **E**)

90° Inside Corner – S9123 (see **F**)

90° Sweeping Outside Corner – S9122 (see **G**)

90° Sweeping Inside Corner – S9124 (see **H**)



### 2 1/2" BULL NOSE WITH QUARTER ROUND FORM LINER

Pattern # S9125

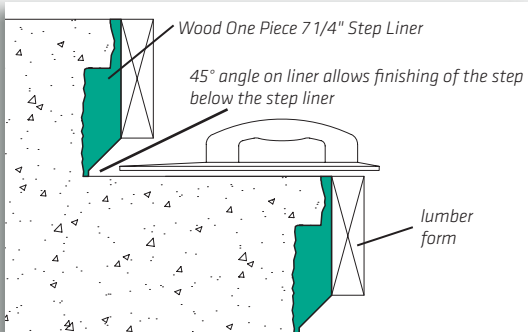


# FORM & STEP LINERS

## WOOD FORM LINERS



Gilpin's Falls Bridge Plank Texture



### WOOD ONE PIECE 7 1/4" STEP LINER

Pattern # S9178

- Achieve a cantilevered wood grain edge and wood textured riser without complex forming
- Liner designed to allow for finishing of step or slab below
- Flexible high quality, multiple use urethane liner can be used on radius application
- Specially designed corner piece available for creating cantilevered returns
- Recommended for use with Gilpin's Falls Bridge Plank Texture

#### Additional Tools:

Corner - S9179



Gilpin's Falls Bridge Plank Texture



### 4" GILPIN'S FALLS END GRAIN LINER

Pattern # S9177

Used to create an end grain texture/pattern on the face of a slab or riser when using Gilpin's Falls Bridge Plank stamp pattern (see page 21)

Grout Line Width: 1/8"  
Grout Line Depth: 3/16"

Image shows cross section only to show texture



3/8"


### GILPIN'S PLANK EDGE LINERS

#### Available Sizes:

8' x 2" - S9192

8' x 4" - S9194

2" Gilpin's Plank Edge Liner



7/16"



7/16"



# FORM & STEP LINERS

## WOOD FORM LINERS

4" Light Bark Edge Liner



### LIGHT BARK EDGE LINERS

#### Available Sizes:

8' x 2" – S9174

8' x 4" – S9182

8' x 6" – S9170

2" Light Bark Edge Liner



### HEAVY BARK EDGE LINERS

#### Available Sizes:

8' x 2" – S9176

8' x 6" – S9172

2" Heavy Bark Edge Liner



### 2 3/8" BARE TREE EDGE LINER

Pattern # S9180



# FORM & STEP LINERS

## RISER LINERS



### 5 1/8" RISER COBBLESTONE LINER

Pattern # S9116

Image shows cross section only to show texture



The 5 1/8" Riser Cobblestone Liner is designed to be used with the 2 1/2" Cantilevered Cut Stone Step Liner and 2 1/4" Cut Stone Step Liner to create 7 3/8" steps or with the 2 1/8" Bull Nose Form Liner to create 7 1/4" steps. It may also be used as a standalone liner.

Grout Line Width: 1/4"-3/8"

### 5 1/8" RISER SLATE LINER

Pattern # S9117



Grout Line Width: 1/4"

Image shows cross section only to show texture



The 5 1/8" Riser Slate Liner is designed to be used with the 2 1/2" Cantilevered Cut Stone Step Liner and 2 1/4" Cut Stone Step Liner to create 7 3/8" steps or with the 2 1/8" Bull Nose Form Liner to create 7 1/4" steps. It may also be used as a standalone liner.

### 9 1/4" RISER STONE LINER

Pattern # S9110



The 9 1/4" Riser Stone Liner can be trimmed on-site to desired riser height. It can be used as a standalone liner or in conjunction with all sizes of the Cut Stone Form Liner, Cantilevered Cut Stone Step Liner, and Bull Nose Form Liner.

### 18" RISER STONE LINER

Pattern # S9111



The 18" Riser Stone Liner can be trimmed on-site to desired riser height. It can be used as a standalone liner or in conjunction with all sizes of the Cut Stone Form Liner, Cantilevered Cut Stone Step Liner, and Bull Nose Form Liner.



### 1 1/2" PEBBLESTONE FORM LINER

Pattern # S9141



### 7 1/4" PEBBLESTONE FORM LINER

Pattern # S9140





# URETHANE PRECAST MOLDS

## CONCRETE BENCH MOLD SYSTEM

- Durable urethane molds that can be used with SikaCem®-180 Flat Out® Countertop Mix for accelerated repeat production
- Gilpin's Falls Bridge Plank and Bluestone Texture tops work with both leg systems



**Bench Hardware**  
Pattern # S8100 (see **E**)



Includes (4 each) - 2 3/4" partially threaded bolt, washer, 1/2" threaded insert 1 1/2" length

**Bench Leg Mold**  
Pattern # S100 (see **D**)



**Wood Plank Bench Top Mold**  
Pattern # S7348 (see **A**)



**Bluestone Texture Bench Top Mold**  
Pattern # SBM4200 (see **B**)



**Bench Leg with Backrest Mold Set**  
Pattern # S200 (see **C**)



Includes left and right leg  
and requires 2 sets of Bench Hardware

# URETHANE PRECAST MOLDS

## WOOD SLAB MOLD SYSTEM



### ASH BARE EDGE SLAB MOLD

Pattern # SLE81


#### Additional Tools:

Texture Skin - SLE81TS



### WALNUT LIVE EDGE SLAB MOLD

Pattern # SLE82





# URETHANE PRECAST MOLDS

## TABLE MOLD SYSTEM

- The molds can be poured with standard concrete, SikaCem®-180 Flat Out® Countertop Mix, or a variety of other high strength concrete mix designs
- The 2', 3', & 4' Log Round Table Top Mold replicate the look of a cut log round
- Table Leg Mold works for both 3' and 4' Log Round Table Top Mold (1 leg per mold, 2 legs per table)
- Table Leg Mold combined with Concrete Beam Mold works for both Slate Texture Table Top Mold and Wood Plank Table Top Mold (1 leg per mold, 1 beam per mold, 2 legs per table, 1 beam per table)



*Shown with the  
4' Log Round Table Top Mold*


**Heavy Bark Log Liner for 24" Concrete Form Tube**  
Pattern # S9216



74" x 27"

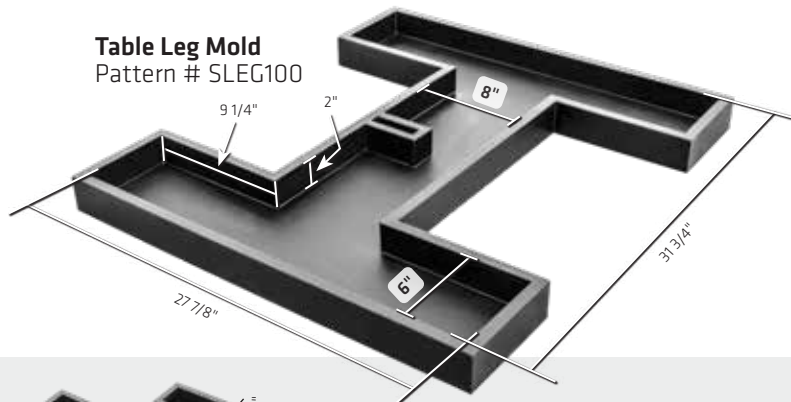


**4' Log Round Table Top Mold**  
Pattern # SLR4



Approx.  
4' Diameter


2 1/2"



**Table Leg Mold**  
Pattern # SLEG100

**6" Table Leg Mold Block Set**  
Pattern # SLEG101

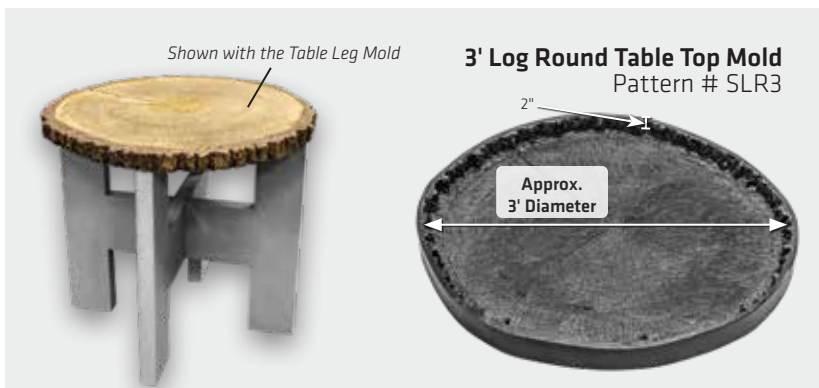
*Block set used to reduce height of table legs by 6"*



**Concrete Beam Mold**  
Pattern # SLBEAM42


### Dimensions

Inside: 41 15/16" x 8" x 2"  
Outside: 43 1/8" x 9 1/4" x 2 1/2"



*Shown with the Table Leg Mold*

**3' Log Round Table Top Mold**  
Pattern # SLR3

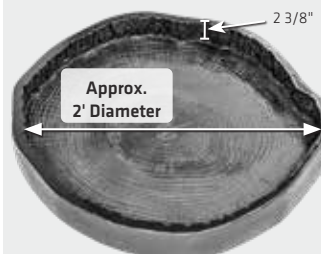


Approx.  
3' Diameter

2"



**2' Log Round Table Top Mold**  
Pattern # SLR2



Approx.  
2' Diameter

2 3/8"

# URETHANE PRECAST MOLDS

## TABLE MOLD SYSTEM

### SINGLE WOOD PLANK MOLDS

#### Available Sizes

3 1/2" - SSWP3  
5 3/4" - SSWP5  
6 3/4" - SSWP6  
8 1/2" - SSWP8

#### Dimensions 3 1/2" Mold

Inside: 120" x 3 1/2" x 2"  
Outside: 121 3/8" x 5" x 2 1/2"

#### Dimensions 5 3/4" Mold


Inside: 120" x 5 3/4" x 2"  
Outside: 121 1/4" x 7" x 2 1/2"

#### Dimensions 6 3/4" Mold

Inside: 120" x 6 3/4" x 2"  
Outside: 121 1/2" x 8" x 2 1/2"

#### Dimensions 8 1/2" Mold

Inside: 120" x 8 1/2" x 2"  
Outside: 121 1/2" x 10" x 2 1/2"



### SLATE TEXTURE TABLE TOP MOLD

Pattern # SST42X60

#### Dimensions

Inside: 60" x 40" x 2"  
Outside: 60 15/16" x 41 7/16" x 2 1/2"



### WOOD PLANK TABLE TOP MOLD

Pattern # SWP42X60

#### Dimensions

Inside: 60" x 40 5/8" x 2 3/8"  
Outside: 61 3/8" x 42 1/4" x 2 7/16"





# COUNTERTOP MIX

## SikaCem®-180 Flat Out® Countertop Mix SikaCem®-180 Flat Out® Polymer

SikaCem®-180 Flat Out® Countertop Mix is a fast-setting two-component cementitious concrete mix. SikaCem®-180 Flat Out® Countertop Mix is a glass fiber reinforced, polymer-modified, self-consolidating mix designed to quickly produce pan molded countertops, tabletops, concrete panels, and other architectural precast shapes and pieces.

- Component A - SikaCem®-180 Flat Out® Polymer
- Component B - SikaCem®-180 Flat Out® Countertop Mix
- Demold after 3 hours
- Polish within 8 hours
- Color packs available
- 11,000 psi at 28 days



SikaCem®-180 Flat Out® Countertop Mix



SikaCem®-181 Pro Pack® Countertop Admixture

## SikaCem®-181 Pro Pack® Countertop Admixture

SikaCem®-181 Pro Pack® Countertop Admixture is a pre-measured admixture pack designed to be combined with most standard concrete bag mixes and mixed with water. One admixture pack combined with either an 80 lb. bag or a 60 lb. bag of standard concrete mix will convert most economical concrete bag mixes into a high-performance concrete countertop mix.



- Can be stamped, polished, or hard troweled
- Increases strength
- Reduces shrinkage
- Improves finishing characteristics
- Accelerates set time
- Allows decreased water-cement ratio
- Can be integrally colored or stained
- Color packs available (2 per unit are required)



# CONCRETE OVERLAYS



**SikaCem®-172 T1000® Stampable Overlay**

## SikaCem®-172 T1000® Stampable Overlay

SikaCem®-172 T1000® Stampable Overlay is a polymer-modified, cementitious stampable overlay formulated for resurfacing structurally sound, non-moving concrete floors and exterior hardscapes.

- Available in Cement Gray and Cement White
- Mixes with water
- Only primer needed; no slurry coat required
- Provides a durable surface for stamping with SikaStamp® Stamping Tools or texturing with SikaStamp® Texture Rollers
- Can be integrally colored or stained
- Color packs available
- Over 5,000 psi at 21 days
- Freeze-thaw resistant when applied to a clean and sound concrete
- Creates an abrasion-resistant surface suitable for pedestrian and automobile traffic



## SikaCem®-170 Primer

SikaCem®-170 Primer is a bonding agent for use with SikaCem®-172 T1000® Stampable Overlay, a cementitious overlay for resurfacing interior or exterior concrete. As an option, it may also be used with SikaCem®-171 T1000® Fine Overlay to improve adhesion and workability.

- White liquid that dries to a clear film
- Re-emulsifies only once
- Enhances the adhesion, workability, and curing of cementitious overlays
- Interior or exterior and horizontal or vertical use



# CONCRETE OVERLAYS



SikaCem®-171 T1000® Fine Overlay Decorative Application

## SikaCem®-171 T1000® Fine Overlay

SikaCem®-171 T1000® Fine Overlay is a polymer-modified cementitious topping formulated for resurfacing structurally sound, non-moving concrete floors, walls, and exterior hardscapes.

- Available in Cement Gray and Cement White
- Mixes with water
- Excellent for broom finish repair
- May be used vertically or horizontally
- Can be integrally colored or stained
- Color packs available
- Over 5,000 psi at 21 days
- Freeze-thaw resistant when applied to a clean and sound concrete
- Creates an abrasion-resistant surface suitable for pedestrian and automobile traffic



SikaCem®-171 T1000® Fine Overlay Repair Application



# VERTICAL STAMPING TOOLS



Pattern: Weathered Edge Wall



## WEATHERED EDGE WALL

Pattern # S1100


### Additional Tools:

Finishing Tool – S1101 (see **A**)

**Recommended Contractor Set:** 1 of each color Wall Stamp, 1 of each color Finishing Tool

Grout Line Width: 1/4"-3/4"

**A**



## TOP STONE WALL


Pattern # S1200

### Additional Tools:

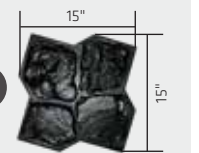
Finishing Tool – S1201 (see **B**)

**Recommended Contractor Set:** 1 of each color Wall Stamp, 1 Finishing Tool

Grout Line Width: 1/4"-1"



**B**



## PLATTEVILLE LIMESTONE (SMALL)

Pattern # S1300


### Additional Tools:

Single (Small) – S1350BL (see **C**)

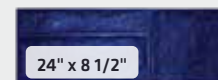
**Recommended Contractor Set:** 1 of each color Wall Stamp, 1 Single (Small)

*The Platteville Limestone (Small) tools can be used separately or interchangeably with the Platteville Limestone (Large) tools (S1400) to achieve additional random stone variation.*

Grout Line Width: 1/2"



**C**



## PLATTEVILLE LIMESTONE (LARGE)

Pattern # S1400

**Recommended Contractor Set:** 1 of each color Wall Stamp

*The Platteville Limestone (Large) tools can be used separately or interchangeably with the Platteville Limestone (Small) tools (S1300) to achieve additional random stone variation.*

Grout Line Width: 1/2"





# VERTICAL OVERLAY ACCESSORIES



## 9" ROCK FACE TEXTURE ROLLER

Pattern # S8002

*Suggested Touch-up and Detailing Tools:*

**Touch-up Texture Skin:** Rock Face – S8102

**Touch-up Texture Skin**  
Product Num. S8102



## 9" PITTED ROCK FACE TEXTURE ROLLER

Pattern # S8003

*Suggested Touch-up and Detailing Tools:*

**Touch-up Texture Skin:** Pitted Rock Face – S8103

**Touch-up Texture Skin**  
Pattern # S8103



## KNIFE EDGE JOINT ROLLER

Pattern # S8001

**Dimensions:** Tapers out from 5/8" down to blade thin

*Frame is included*



## MEDIUM WOOD GRAIN TEXTURE

**Available Sizes:**

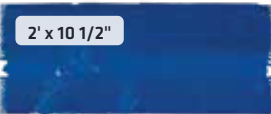

2' x 10 1/2" – S1502

7' x 10 1/2" – S1507

*Suggested Touch-up and Detailing Tools:*

**Touch-up Texture Roller:** 9" Medium Wood Grain – S8010

**Touch-up Texture Roller**  
Pattern # S8010



## 9" LIGHT BARK TEXTURE ROLLER

Pattern # S8015

*Suggested Touch-up and Detailing Tools:*

**Touch-up Texture Skin:** Light Bark – S8115



**Touch-up Texture Skin**  
Pattern # S8115

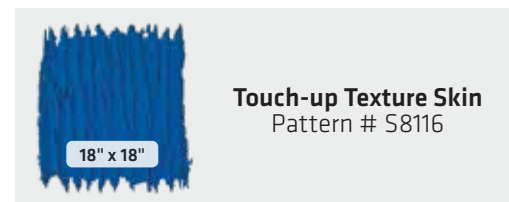


## 9" HEAVY BARK TEXTURE ROLLER

Pattern # S8016

*Suggested Touch-up and Detailing Tools:*

**Touch-up Texture Skin:** Heavy Bark – S8116



**Touch-up Texture Skin**  
Pattern # S8116


9" Heavy Bark Texture Roller

9" Light Bark Texture Roller



## 21" TIMBER END GRAIN ROUND TEXTURE

Pattern # S8117



*Shown with the 9" Heavy Bark Texture Roller*



# INTEGRAL CONCRETE COLOR



SikaColor®-100 P

## SikaColor®-100 P

SikaColor®-100 P is a pre-measured admixture for integrally coloring ready-mixed concrete during batching. Superior quality control during manufacturing and packaging helps ensure your jobs will have uniform color from load to load.



- 24 standard colors
- Pre-measured repulpable bags
- 1 bag per cubic yard
- Blend of UV-resistant synthetic iron oxides
- Uniform color load to load
- Expanded color offering
- Custom colors available-minimum quantity requirement





# INTEGRAL CONCRETE COLOR


## SikaColor®-120 G

## SikaColor®-130 L

SikaColor®-120 G is free-flowing concentrated pigment granules designed to permanently color concrete and other cementitious materials. It can be poured directly into concrete mixes, conveyed by gravity feed or pneumatic equipment, or dispensed into repulpable bags that can later be added directly to the concrete mix as a single unit.

SikaColor®-130 L is concentrated pigment dispersions designed to permanently color concrete and other cementitious materials. It may be poured or pumped directly into concrete mixers and quickly disperse with minimal effort to develop uniform streak-free color.

- 44 standard colors
- Weather-resistant, UV-stable, lightfast, and alkali resistant
- Offers color on demand while reducing inventory
- By stocking only 4 base colors, a wide range of colors are possible with the press of a button
- Contains no materials that initiate, accelerate, or promote the corrosion of steel, coated metal, plastic, or rubber concrete reinforcements
- Will not migrate from standing water, allowing it to safely color concrete fountains, pools, water features, or concrete that will be polished and encounter damp environments



SikaColor®-120 G

## SikaColor®-150 SRI

SikaColor®-150 SRI is a patented solar reflective concrete coloring admixture. Its unique composition can permanently develop deep vibrant solar reflective colors that will stay cool longer and have reduced maximum temperatures than colors made from traditional technologies. Specified Colors made from SikaColor®-150 SRI can exceed the LEED v4 building material solar reflectance (SR) requirement of 0.33 or greater. This can allow colored concrete to contribute to earning LEED credits in the Heat Island Reduction category: Non-Roof for all BD+C categories.

- 16 standard pigment blends that can be mixed with either gray or white cement to produce 32 colors
- Adds infrared light reflective color
- Weather-resistant, UV-stable, lightfast, and alkali resistant
- Contains no materials that initiate, accelerate, or promote the corrosion of steel, coated metal, plastic, or rubber concrete reinforcements
- Will not migrate from standing water, allowing it to safely color concrete fountains, pools, water features, or concrete that will be polished and encounter damp environments



SikaColor®-150 SRI



# INTEGRAL CONCRETE COLOR

## SikaColor®-140 SG

SikaColor®-140 SG is an economical pre-measured admixture for integrally coloring ready-mixed concrete during batching. Superior quality control during manufacturing and packaging helps ensure your jobs will have uniform color from load to load. SikaColor®-140 SG is available in 11 base colors. By varying the dose rate (bags/cubic yard), each base color can produce 4 different colors for a total of 44 standard colors.

- 11 base colors create 44 standard colors
- Pre-measured repulpable bags
- Blend of UV-resistant synthetic iron oxides
- Uniform color load to load
- Reduces inventory



SikaColor®-140 SG



# COLOR HARDENER

## SikaColor®-200 Color Hardener

SikaColor®-200 Color Hardener is a dry shake color hardener applied to the surface of freshly placed concrete during the finishing process. It is a cementitious-based coloring material that creates abrasion-resistant interior floors and exterior hardscapes. The time-tested formulation of SikaColor®-200 Color Hardener makes a highly dense surface resistant to foot and vehicular traffic. It is available in a wide range of streak-free, uniform colors, from subtle pastels to deep, rich hues. SikaColor®-200 Color Hardener, combined with varying finishing techniques, jointing schemes, saw cutting, and pattern stamping, can create a striking effect.

- 23 standard colors
- Hardens & densifies concrete surface
- Increases abrasion resistance
- UV resistant
- Resistant to fading
- Superior aggregate gradation allows for easy finishing
- Its water-reducing wetting agent will enable it to be readily incorporated into the concrete surface, forming a rich paste that makes finishing easier
- It provides a highly durable surface for pedestrian and vehicular traffic
- Adds a wide array of color options that are bolder, brighter, or lighter than gray concrete
- Combinations of colors can be used to create a desired mood and theme
- Lighter colors are recommended on pool decks



SikaColor®-200 Color Hardener



## SikaColor®-220 EMERCHROME®

### SikaColor®-220 EMERCHROME®

SikaColor®-220 EMERCHROME® is an abrasion-resistant dry shake color hardener containing emery and silicon carbide to provide additional wear resistance and sparkling decorative effects. It is ideal for areas with high-volume pedestrian or vehicular traffic.

Decorative effects can be achieved by lightly sandblasting fully cured applications or using SikaCem®-110 Surface Retarder 03 during installation. This enhances slip resistance and reveals the natural emery or silicon carbide aggregates, creating a sparkling effect as pedestrians walk across the surface.

- 9 standard colors
- Creates a permanent colored surface that is harder and more abrasion-resistant than ordinary concrete
- Weather-resistant, UV-stable, lightfast, and alkali resistant
- Contains no materials that initiate, accelerate, or promote the corrosion of steel, coated metal, plastic, or rubber concrete reinforcements
- Will not migrate from standing water, allowing it to safely color concrete fountains, pools, water features, or concrete that will be polished and encounter damp environments

# ANTIQUING & RELEASE AGENTS

## SikaColor®-300 Antiquing Release

SikaColor®-300 Antiquing Release is a premium colored powdered bond breaker used with SikaStamp® Stamping Tools and SikaStamp® Texture Rollers. It also provides accent colors that complement or contrast with the underlying concrete surface. Additionally, it enhances the transfer of the detailed pattern and texture and does not damage the SikaStamp® Stamping Tools or SikaStamp® Texture Rollers.

- 14 standard colors
- Finely milled, streak-free, UV-resistant powder
- Visually enhances the depth and texture of stamped concrete
- Creates a visually attractive, antiqued look to the concrete
- Matching or contrasting colors used to create a variety of effects
- Multiple colors can be used to provide unique shading and highlights
- May be applied with a masonry brush



SikaColor®-300 Antiquing Release



## SikaColor®-340 SG Antiquing Release

SikaColor®-340 SG Antiquing Release is a colored powdered bond breaker used with SikaStamp® Stamping Tools and SikaStamp® Texture Rollers. It also provides accent colors that complement or contrast with the underlying concrete surface. Additionally, it enhances the transfer of the detailed pattern and texture and does not damage the SikaStamp® Stamping Tools or SikaStamp® Texture Rollers.

- 14 standard colors
- Finely milled, streak-free, UV-resistant powder
- Visually enhances the depth and texture of stamped concrete
- Creates a visually attractive, antiqued look to the concrete
- Matching or contrasting colors used to create a variety of effects
- Multiple colors can be used to provide unique shading and highlights
- May be applied with a masonry brush






# ANTIQUING & RELEASE AGENTS

## SikaColor®-350 Antiquing Agent

SikaColor®-350 Antiquing Agent is a proprietary blend of powders. When SikaColor®-350 Antiquing Agent is mixed with water and applied adequately to a stamped or textured cementitious surface, it will impart a secondary color to the surface, visually enhancing its appearance. SikaColor®-350 Antiquing Agent can be applied to unsealed new or existing stamped or textured concrete and unsealed new or existing stamped or textured cementitious overlayments.

- 14 standard colors
- Easy to use
- Mixes with water
- No dust, providing minimal cleanup
- Ideal for interior and exterior installations



## SikaCem®-800 Clear Liquid Release

SikaCem®-800 Clear Liquid Release is a bond breaker used with SikaStamp® Stamping Tools and SikaStamp® Texture Rollers before imprinting concrete or cementitious overlays. It prevents the tools from sticking to the surface, enhances the detailed pattern and texture transfer, and prolongs the surface life of the SikaStamp® Stamping Tools or SikaStamp® Texture Rollers.

It is beneficial with overlays since it will not contaminate the existing concrete substrate as readily as powdered releases.

- Recommended for use with SikaCem®-172 T1000® Stampable Overlay
- Suitable for outdoor and indoor use
- Bubble gum scent
- Easy to apply
- No dust
- Liquid evaporates quickly

# CONCRETE STAINS

## ACID-BASED

### SikaColor®-420 Chemstain®

SikaColor®-420 Chemstain® is a penetrating reactive stain that chemically combines with cured concrete to produce permanent, variegated coloring effects. When applied to concrete or cementitious materials, such as overlays, the stain reacts with the free lime to create colored mineral deposits in the surface's pores. Because so many variables are involved in the chemical reaction process (i.e., mix design, age, porosity, texture, and color of the concrete substrate), each application of SikaColor®-420 Chemstain® produces unique results. Expect wide color variations, mottling, and uneven color within the confines of the concrete slab and from slab to slab.

- 10 standard colors
- Chemical reaction to the concrete allows mineral deposits to be embedded as part of the surface
- Higher color durability and abrasion resistance than concrete surfaces coated with acrylic paints or stains
- Color does not fade, chip, crack, or peel
- Wide color variations, mottling, and unevenness of the color is normal and to be expected
- Multiple colors may be used for a more creative effect
- Seal for enhanced colorations and durability
- Can be used on interior or exterior cementitious hardscapes





# CONCRETE STAINS

## SOLVENT-BASED

### Revive™ Exterior Concrete Stain

Revive™ Exterior Concrete Stain is a semi-opaque, pigmented, ready-to-use solvent-based penetrating polysiloxane stain designed to add new color to uncolored concrete or to renew color intensity and uniformity to aged, weathered, or patched concrete surfaces. It is ideal for unifying the appearance of partial slab replacements, patches, job continuations, or slabs of different compositions or mix designs.

- Deeply penetrates
- Dries to a flat, low-luster finish without significant film build or developing a paint-like appearance
- Excellent weather, water, slip, and ultraviolet light resistance
- Semi-opaque color helps blend patches and repairs

BEFORE



AFTER



## WATER-BASED

### SikaColor®-430 Elements®

SikaColor®-430 Elements® is a low-odor, water-based, environmentally and user-friendly concrete stain with low VOC. SikaColor®-430 Elements® represents the latest in nanopigment technology. It is formulated to readily permeate a properly prepared concrete surface and create translucent color variations similar to reactive acid stains. It is an excellent substitute for reactive chemical stains on substrates that are minimally reactive with acid stains or when a color is desired that an acid stain cannot produce.

- 18 standard colors
- Must be applied with HVLP or pneumatic airless sprayer
- Low VOC, low odor
- Creates translucent mottled color
- Expanded color range compared to chemical stain
- Soap and water clean-up
- Does not contain acid
- Multiple colors may be used for a more creative effect
- Most colors are resistant to fading from sunlight



*Specific surface prep required  
(see CHO™ Concrete Cleaner on page 67)*



# CURING & SEALING

**Warning:** Treated surfaces may be slippery during application prior to drying, and when wet with water or liquids after drying. Concrete should be textured sufficiently to eliminate potential slipping hazards. In addition, use a non-slip additive when sealing. Interior floors may be maintained with a slip resistant wax. Test and confirm that the treated surface is adequately slip resistant prior to opening installation area to any traffic.

Curing and sealing concrete increases the strength and durability of the concrete surface. The appearance and visual coloration of decorative concrete is greatly enhanced. New colored concrete should be cured with a liquid applied, film-forming curing compound. Curing with plastic sheeting or water spray should never be utilized with colored concrete. Sealing concrete provides economical protection for floors and hardscapes, reducing maintenance costs. It also minimizes the effect of de-icing salts and exposure to gas or oil and discoloration from dirt and spills.



## SOLVENT-BASED SEALERS

### SikaCem®-100 Clear Guard®

SikaCem®-100 Clear Guard® is a solvent-based, VOC-compliant, non-yellowing, curing, and sealing compound for newly poured and existing concrete surfaces.

- For exterior use only
- 25% solids clear solvent-based cure & seal
- Easy application
- Dries to a clear, high gloss, non-yellowing, UV-resistant film
- The permeable film allows moisture in cured concrete to evaporate
- Visually enhances the concrete color
- Protects the surface from dirt and staining
- Minimizes the effects of de-icing salts and exposure to gas or oil
- Improves the surface strength, abrasion resistance, and durability of the concrete



### SikaCem®-100 PRO 350®

SikaCem®-100 PRO 350® is a solvent-based, non-yellowing, curing, and sealing compound for newly poured and existing concrete surfaces. SikaCem®-100 PRO 350® is formulated for use in regions that require 350 g/l VOC.

- For exterior use only
- Less than 350 g/l VOC
- 25% solids clear solvent-based cure & seal
- Easy application
- Dries to a clear, high gloss, non-yellowing, UV-resistant film
- The permeable film allows moisture in cured concrete to evaporate
- Visually enhances the concrete color
- Protects the surface from dirt and staining
- Minimizes the effects of de-icing salts and exposure to gas or oil
- Improves the surface strength, abrasion resistance, and durability of the concrete





# CURING & SEALING

## SikaCem®-100 Flattening Paste

SikaCem®-100 Flattening Paste is a solvent-based silica paste that is added directly to SikaCem®-100 Clear Guard®, SikaCem®-100 PRO 350®, SikaCem®-100 Silane PRO 350®, and SikaCem®-100 PRO 100 to reduce the surface shine of the dried film that these solvent-based sealers create.

- Reduces surface shine of the sealer

## SikaCem®-100 Slip-Resistant Additive

SikaCem®-100 Slip-Resistant Additive is a slip-resistant additive for use with SikaCem®-100 Clear Guard®, SikaCem®-100 PRO 350®, SikaCem®-100 Silane PRO 350®, and SikaCem®-100 PRO 100.

- Improves slip-resistance on concrete surfaces where sealer is applied
- Creates a textured surface without sharp edges
- Not readily noticeable on the finished floor and will not discolor the surface

## SikaCem®-100 PRO 100

SikaCem®-100 PRO 100 is a solvent-based, non-yellowing, curing, and sealing compound for newly poured and existing concrete surfaces. SikaCem®-100 PRO 100 is formulated for use in regions that require 100 g/l VOC.

- For exterior use only
- Less than 100 g/l VOC
- 20% solids clear solvent-based cure & seal
- Easy application
- Dries to a clear, high gloss, non-yellowing, UV-resistant film
- The permeable film allows moisture in cured concrete to evaporate
- Visually enhances the concrete color
- Protects the surface from dirt and staining
- Minimizes the effects of de-icing salts and exposure to gas or oil
- Improves the surface strength, abrasion resistance, and durability of the concrete



## SikaCem®-100 Silane PRO 350®

SikaCem®-100 Silane PRO 350® is a solvent-based, non-yellowing, curing, and sealing compound for newly poured and existing concrete surfaces. SikaCem®-100 Silane PRO 350® is formulated for use in regions that require 350 g/l VOC.

- For exterior use only
- Improved adhesion
- Less than 350 g/l VOC
- 25% solids clear solvent-based cure & seal
- Easy application
- Dries to a clear, high gloss, non-yellowing, UV-resistant film
- The permeable film allows moisture in cured concrete to evaporate
- Improved colorant acceptance
- Visually enhances the concrete color
- Protects the surface from dirt and staining
- Improved weathering
- Minimizes the effects of de-icing salts and exposure to gas or oil
- Improves the surface strength, abrasion resistance, and durability of the concrete



# CURING & SEALING

## WATER-BASED SEALERS

### SikaCem®-101 Cureseal H2O

SikaCem®-101 Cureseal H2O is a clear, water-based, VOC-compliant, non-yellowing, curing, and sealing compound for newly poured and existing concrete surfaces.

- 25% solids clear water-based cure & seal
- Easy application
- Dries to a clear, semi-gloss, non-yellowing, UV-resistant film
- Permeable film allows moisture in cured concrete to evaporate
- Visually enhances the concrete color
- Protects the surface from dirt and staining
- Minimizes the effects of de-icing salts
- Improves the surface strength, abrasion resistance, and durability of the concrete



### SikaCem®-102 First Seal®

SikaCem®-102 First Seal® is a reactive water-based water-repelling sealer used on unsealed concrete or cementitious overlays. SikaCem®-102 First Seal® may be applied as soon as 24 hours after concrete placement. SikaCem®-102 First Seal® reacts with the concrete, creating a water-resistant surface and a hydrophobic interior, reducing water and chemical absorption and limiting the damaging effects caused by freeze-thaw cycling and de-icing salts. SikaCem®-102 First Seal® promotes excellent adhesion when applied before the application of SikaCem® acrylic sealers.

- Low VOC, low odor
- Non-film forming
- Limits erosion caused by de-icing chemicals
- Milky white liquid, which dries clear
- Does not enhance the color of the surface
- Provides good economical protection on exterior hardscapes, thereby reducing maintenance costs



### SikaColor®-500 Colorwax™ SikaColor®-500 WB Tint Cup

SikaColor®-500 Colorwax™ is a two-component colored concrete curing compound that reduces moisture loss and improves the visual uniformity of freshly placed colored concrete. It is used during concrete placement to reduce surface cracks and color variations caused by uneven drying and efflorescence, which commonly occurs in warm, windy, or dry environments. It is not a paint or concrete sealer and will gracefully wear, weather, and dissipate over several months without the appearance of peeling or chipped paint.

- Component A - SikaColor®-500 WB Tint Cup
- Component B - SikaColor®-500 Colorwax™
- 24 standard colors
- Low-odor water-based formulation
- Does not peel or chip
- Apply by brush, roller, or spray
- Removed by rotary scrubbers and power washers
- Does not gum grinding or abrasive polishing disks
- Custom colors available-minimum quantity requirement





# SURFACE PREPARATION

## HIGH SOLIDS URETHANE FORTIFIED ACRYLIC

### SelectSeal™ Plus

SelectSeal™ Plus is a high-solids, low-odor, self-crosslinking, urethane-fortified acrylic sealer designed to protect interior bare or colored concrete.

- High-solids, low odor water-based formulation
- Enhances concrete and chemical stain colors
- Self-crosslinking resin system delivers stain, abrasion, and chemical resistance
- Can be thinned for use as a clear primer
- Will not gum or spider-web in hot condition

## SURFACE PREPARATION

### Delaminator™

Delaminator™ is a water-based, biodegradable, low-odor, and user-friendly coating remover. It is effective for lifting a variety of paints and coatings from concrete, metal, masonry, and stone. It will remove acrylic, urethane, and latex coatings. It is beneficial when mechanical coating removal is prohibitive or ineffective.

- Safe for indoor or outdoor use
- Non-flammable

### CHO™ Concrete Cleaner

CHO™ Concrete Cleaner is a concentrated citric acid-based cleaner that mixes with water and is used to open the pores of concrete while aiding in removing efflorescence and other organic stains from the surface of concrete. CHO™ Concrete Cleaner is very effective for cleaning and preparing concrete before staining, sealing, or overlaying.

- Mixes with water
- Effective for removing efflorescence and other organic stains from the surface of concrete
- Allows for greater penetration of topically applied coloring materials and sealers
- Improves the adhesion of cementitious overlays

## TOP SURFACE RETARDER

### SikaCem®-110 Surface Retarder

SikaCem®-110 Surface Retarder is a water-based, biodegradable, low-odor top surface retarder. When applied to the surface of fresh concrete, SikaCem®-110 Surface Retarder chemically delays the set of the surface mortar while allowing the underlying concrete to harden normally. This allows time for washing the surface, producing exposed aggregate flatwork with subtle and varying reveals of texture and color.

- Available in 6 grades, each with a different finish and aggregate exposure
- Fully cured surface is attractive and slip-resistant
- Low VOC
- Solvent-free
- Safer and cleaner to use compared to acid etching or mechanical blasting
- Color-coded with dye for easy identification
- Dye evaporates after application and will not color concrete

Grade	Tint Color	Finish	Aggregate Exposure
03	White	Medium acid wash finish	Medium sand texture
05	Light blue	Sand finish	Coarse sand texture
15	Dark green	Light sandblast texture	1/8" to 1/4" aggregate exposure
50	Dark blue	Heavy sandblast texture	3/8" to 1/2" aggregate exposure
75	Yellow	Full-depth exposure	Small aggregate 3/8"
125	Light green	Full-depth exposure	Medium aggregate 1/2"



# POLISHED CONCRETE

## SikaCem®-191 CS Cutter

SikaCem®-191 CS Cutter is a water-activated, colloidal silica concrete cutting compound that enables rapid stock removal of concrete. SikaCem®-191 CS Cutter allows you to recover from severe scratch patterns easily and efficiently.

- 100% miscible
- Low VOC
- Water-activated
- Significant labor reduction
- Fills capillaries producing a dense surface
- Provides a consistent cut



## SikaCem®-192 CS Densifier

SikaCem®-192 CS Densifier is a ready-to-use colloidal silica concrete densifier that creates a dust-proof and industrially hard concrete surface in a single application. Its proprietary chemical composition sets it apart from other more conventional systems or products in this space. SikaCem®-192 CS Densifier allows for minimal downtime and can be sprayed on and left to dry as is.

- Extremely hydrophobic when dry
- Enhances colored and dyed concrete
- Superior hardness increases life expectancy of the concrete surface
- Protects against efflorescence
- Does not peel or create a film



## SikaCem®-193 CS Guard

SikaCem®-193 CS Guard is a colloidal silica concrete sealer. SikaCem®-193 CS Guard penetrates deep into the surface, increasing long-term performance. SikaCem®-193 CS Guard forms an insoluble chemical bond to produce a dense, hardened sealed surface, enhanced gloss, and slip resistance.

- Produces a refined surface with a highly reflective gloss
- Enhances and protects integral color decorative surfaces
- Superior hardness increases life expectancy of the concrete surface
- High abrasion resistance reduces surface wear and increases project life expectancy
- Reduces surface permeability
- Dustproof, non-marking, and easy to clean
- Resistant to blushing and does not yellow, chip, peel, or flake with age or exposure



## SikaCem®-194 CS Cleaner

SikaCem®-194 CS Cleaner is a rinse-free, concentrated colloidal silica polished concrete cleaner that continually cleans and hardens polished concrete surfaces. SikaCem®-194 CS Cleaner effectively heals and maintains polished concrete. SikaCem®-194 CS Cleaner is ideal for removing dirt and not leaving a film. The rinse-free formula safely lifts dirt without dulling the brilliance of your polished concrete floors.

Regular use of SikaCem®-194 CS Cleaner will increase abrasion resistance over time. The chemically reactive cleaner will continue to seal and harden your concrete floors, making them easier to clean.

SikaCem®-194 CS Cleaner extends the life of your polished concrete floor, reducing your maintenance cost.

- No rinse formula
- Compounded concrete hardening chemistry
- Concentrated
- No phosphates, no sodium hydroxides, no butyls
- Cost-effective





# POLISHED CONCRETE

## Sikafloor®-955 Formula One™ Liquid Dye Concentrate

Sikafloor®-955 Formula One™ Liquid Dye Concentrate is a solvent-soluble dye for coloring interior concrete surfaces. It is designed for easy job site dilution with acetone or alcohol blend. The diluted material will penetrate the pores of adequately prepared new or old concrete. Sikafloor®-955 Formula One™ Liquid Dye Concentrate can be applied lightly to tone surfaces gently or applied heavily to develop deep colors. Because the dye is translucent, the final color produced is unique to each surface and will be influenced by surface composition. Variations in application technique and topcoat selection can produce color effects that range from rich jewel tones to light-variegated natural results.

- 22 standard colors
- For interior use only
- Creates translucent color
- Quick dry formula minimizes job delays
- VOC-exempt carrier allows for immediate dilution in acetone or alcohol blend
- Resistant to color bleed from water-based sealers and topcoats
- Small packaged concentrate for easy storage



## Sikafloor®-956 Formula One™ LD RTU

Sikafloor®-956 Formula One™ LD RTU is a low VOC lithium silicate densifier formulated to penetrate deeply and quickly react with concrete components. It will harden, densify, and increase the abrasion resistance of cementitious surfaces. It reacts with cement, pozzolans, and most aggregates to fill microvoids, allowing concrete to polish faster while improving water and stain resistance. It is not a coating and will not crack, peel, or delaminate from surfaces.

- Low-odor, non-yellowing water-based formulation
- Non-film forming
- Bonds directly to cement and aggregate silicates
- Effectively locks in concrete dyes
- Shortens concrete polishing times
- UV light stable and weather-resistant
- Combats deteriorating surface ASR and frosting
- Resists efflorescence
- Cures to a non-toxic, non-flammable surface
- Apply by brush, roller, spray, or mop

# POLISHED CONCRETE

## Sikafloor®-958 Formula One™ Finish Coat

Sikafloor®-958 Formula One™ Finish Coat is a reactive lithium silicate densifier modified to add water and stain-repellent properties to concrete and other cementitious surfaces. It can be a standalone product or a cost-effective next-stage surface treatment that adds water and stain-resistant properties to previously densified or polished cementitious surfaces. It is not a coating, remains permeable to moisture vapors, and will not yellow, crack, peel, or delaminate from surfaces.

- Low-odor, non-yellowing water-based formulation
- Non-film forming
- Bonds directly to cement and aggregate silicates
- Effectively locks in concrete dyes
- Hardens and improves scratch resistance
- Deeply penetrates and quickly reacts
- Shortens concrete polishing times
- UV light stable and weather-resistant
- Cures to a non-toxic, non-flammable surface
- Apply by brush, roller, spray, or mop

## Sikafloor®-959 Formula One™ Guard W

Sikafloor®-959 Formula One™ Guard W is a polymeric water and stain-resistant burnishing finish designed to guard and protect smooth ground and polished concrete surfaces. Its organo-silicate hybrid composition combines lithium silicate's densifying and abrasion-resistant properties with the stain-blocking properties found only in self-crosslinking organic systems.

Applied after the application of a concrete densifier, Sikafloor®-959 Formula One™ Guard W should be polished to the desired gloss level with high-speed floor burnishing equipment. Properly installed, a thin yet durable film with good moisture transmission properties remains. This film will not crack, peel, or delaminate under normal conditions.

- Low-odor, non-yellowing water-based formulation
- Bonds directly to cement and aggregate silicates
- Effectively locks in concrete dyes
- Shortens concrete polishing times
- Does not gum burnishing equipment
- UV light stable
- Cures to a non-toxic surface
- Apply by spray and mop





# FINISHING & FLOOR PROTECTION

## SikaCem®-190 Concrete Control

SikaCem®-190 Concrete Control is a non-film forming, low VOC, amorphous colloidal silica topical additive (evaporation retardant and finishing aid) ideal for all decorative and colored concrete applications. Apply during floating and troweling of freshly placed concrete to control moisture loss. This allows proper hydration of the cement, which extends workability and makes finishing concrete flatwork easier and faster under adverse conditions such as wind, sun, high temperatures, or low humidity.

- Extended concrete workability
- Lubricates concrete surface
- Promotes proper hydration
- Reduces surface crazing
- All-weather concrete treatment
- Reduces efflorescence
- Reduces cured surface staining
- Casting bed release-friendly
- Improves abrasion resistance
- Promotes cleaner control joint cuts
- Chemically reacts with the entire mix design
- Promotes flatter, thicker, denser cream cap
- Supports consistent FF/FL numbers



## Proguard™ Duracover™ Proguard™ Seaming Tape



Proguard™ Duracover™ is a tough, durable composite material that protects flooring from harsh construction environments before and after installation. It is available in 6 ft. x 150 ft. (1.8 m x 45.7 m) rolls and may be cut to fit using scissors or a utility knife. Proguard™ Duracover™ can be easily removed at the completion of the project, requiring minimal cleanup.

- Oil and impact-resistant
- Suitable for interior use
- Easy to install and remove
- Proguard™ Seaming Tape is used to tape the overlapping seams of Proguard™ Duracover™
- Use on decorative concrete, as well as terrazzo, ceramic tile, pavers, wood, and composite floors

# SIKA FULL RANGE SOLUTIONS FOR CONSTRUCTION:



**WATERPROOFING**



**CONCRETE**



**REFURBISHMENT**



**SEALING AND BONDING**



**FLOORING**



**ROOFING**

## DECORATIVE CONCRETE PRODUCTS



**RESIDENTIAL**



**COMMERCIAL**



**MUNICIPAL**

All sales of Sika products are subject to Sika's current Terms and Conditions of Sale available at [usa.sika.com](http://usa.sika.com) or by calling 800-933-7452. Prior to each use of any Sika product, the user must always read and follow the warnings and instructions on the product's most current Product Data Sheet, product label and Safety Data Sheet, which are available at [usa.sika.com](http://usa.sika.com) or by calling Technical Services at 800-933-7452. Nothing contained in any Sika materials relieves the user of the obligation to read and follow the warnings and instructions for each Sika product as set forth in the current Product Data Sheet, product label and Safety Data Sheet prior to product use.

The sale of all Sika products are subject to the following Limited Warranty:

### **LIMITED MATERIAL WARRANTY**

SIKA warrants this product for one year from date of installation to be free from manufacturing defects and to meet the technical properties on the current Product Data Sheet if used as directed within shelf life. User determines suitability of product for intended use and assumes all risks. Buyer's sole remedy shall be limited to the purchase price or replacement of product exclusive of labor or cost of labor.

**NO OTHER WARRANTIES EXPRESS OR IMPLIED SHALL APPLY INCLUDING ANY WARRANTY OF MERCHANTABILITY OR FITNESS FOR A PARTICULAR PURPOSE. SIKA SHALL NOT BE LIABLE UNDER ANY LEGAL THEORY FOR SPECIAL OR CONSEQUENTIAL DAMAGES. SIKA SHALL NOT BE RESPONSIBLE FOR THE USE OF THIS PRODUCT IN A MANNER TO INFRINGE ON ANY PATENT OR ANY OTHER INTELLECTUAL PROPERTY RIGHTS HELD BY OTHERS.**

Our most current General Sales Conditions shall apply.  
Please consult the Product Data Sheets prior to any use and processing.

## FOR MORE INFORMATION:

**CONTACT THE DECORATIVE CONCRETE TEAM:** 1.800.282.3388 | [usa.sika.com](http://usa.sika.com)

**CONTACT SIKA:** 1.800.933.7452 | [usa.sika.com](http://usa.sika.com)

For up to date and accurate information please consult the current Product Data Sheet at [usa.sika.com](http://usa.sika.com)

**SIKA CORPORATION**  
625 West Illinois Avenue  
Aurora, IL 60506  
USA

**Contact**  
Phone: 800.282.3388  
[usa.sika.com](http://usa.sika.com)

**BUILDING TRUST**

