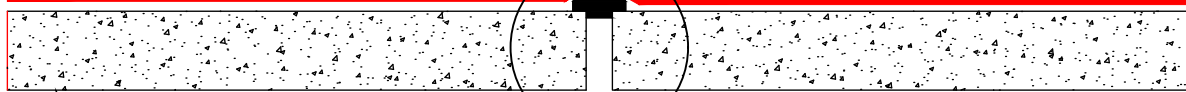


SIKAGARD® LIQUID AIR BARRIER

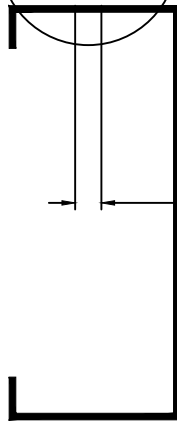
SIKAHYFLEX®150LM OR SIKAFLEX®11FC OR SIKAFLEX®1A OR SIKAFLEX®102 EVERFLASH MEMBRANE



SHEATHING BOARD SUBSTRATE


CORRECT DAMAGED AREAS OF MEMBRANE WITH LIBERAL APPLICATION OF SIKAGARD LIQUID AIR BARRIER APPLIED OVER THE DAMAGED AREA. CORRECT DAMAGE TO THE SUBSTRATE AS PER THE TECHNICAL DATA SHEET, SEE ACCEPTABLE SUBSTRATE CONDITIONS.

TREAT JOINTS BETWEEN SHEATHING BOARD PANELS WITH A BEAD OF SIKA SEALANT. TREAT JOINTS GREATER THAN 1/4 INCH WIDE WITH A STRIP OF SIKA MEMBRAN® 540 TAPE.



SIKAGARD LIQUID AIR BARRIER

SIKA MEMBRAN® 540 SELF-ADHERED TRANSITION TAPE AND PRIMER OR SIKAFLEX® 102 EVERFLASH MEMBRANE



SHEATHING BOARD SUBSTRATE

3" INCHES

TREAT OUTSIDE CORNERS WITH A STRIP OF SELF-ADHERING TRANSITION MEMBRANE EXTENDING A MINIMUM OF 3 INCHES ON EITHER SIDE OF THE CORNER DETAIL.

NOTE: APPLYING THE LIQUID AIR BARRIER OVER SIKA MEMBRAN 540 IS NOT REQUIRED

Air Barrier Notes:

1. TREAT CONNECTORS BETWEEN DISSIMILAR MATERIALS WITH SELF-ADHERED TRANSITION SEAM TAPE.
2. PRODUCTS SHOULD BE INSTALLED IN THE ORDER SHOWN ON THE DETAIL.
3. PENETRATIONS OF THE AIR BARRIER SYSTEM SHALL BE SEALED WITH SIKAFLEX 11FC SEALANT TO MAINTAIN THE INTEGRITY OF THE AIR BARRIER SYSTEM OVER THE ENTIRE SURFACE.
4. REFER TO SIKA TECHNICAL DATA SHEETS AND GUIDE SPECIFICATIONS FOR RECOMMENDED INSTALLATION PROCEDURES AND COMPATIBLE SEALANTS.
5. AIR BARRIERS ARE NOT DESIGNED FOR STANDING WATER. PROPER PITCH AND DRAINAGE ARE REQUIRED AND THE METAL PANEL SYSTEM SHOULD BE WATER TIGHT.
6. TREAT FASTENERS BY DIPPING THEM INTO SIKAGARD 535 OR APPLYING SIKAFLEX 11FC TO THE FASTENER PRIOR TO INSTALLATION.
7. SIKA MEMBRAN 540 PLUS MAY BE USED IN LIEU OF SIKA MEMBRAN 540 ESPECIALLY WHEN THE SUBSTRATE IS CMU OR CONCRETE. TEST ON SITE TO VERIFY ADEQUATE ADHESION.



1-800-933-SIKA (7452)  
WWW.SIKAUSA.COM

JOB NAME:

DETAIL TITLE

WALL JOINT  
TREATMENT DETAIL

SCALE:

N.T.S.

DATE:

03/30/2022

FILE NO.:

DRW. NO.:

AB-6

AS A MANUFACTURER OF CONSTRUCTION PRODUCTS, SIKA CORPORATION PROVIDES GENERIC DETAILS AS A GENERAL GUIDE FOR INFORMATION PURPOSES ONLY. THESE DETAILS ARE NOT INTENDED TO REPLACE SOUND ENGINEERING AND ARCHITECTURAL PRACTICES AND SHOULD NOT BE RELIED UPON FOR THAT PURPOSE. SIKA CORPORATION ASSUMES NO LIABILITY WITH RESPECT TO THE DESIGN OF THE SYSTEM. THE ARCHITECT, CONSULTANT AND/OR ENGINEER OR DESIGN PROFESSIONAL FOR A PARTICULAR PROJECT BEARS THE SOLE RESPONSIBILITY FOR THE DESIGN OF THE SYSTEM, FOR THE PREPARATION AND APPROVAL OF THE PROJECT SPECIFICATIONS, DETAILS AND SHOP DRAWINGS, AND FOR DETERMINING THEIR SUITABILITY FOR A PARTICULAR PROJECT OR APPLICATION. WHILE SIKA PROVIDES GENERAL INSTRUCTIONS FOR THE INSTALLATION OF ITS MATERIALS, THE MEANS AND METHODS USED BY THE CONTRACTOR FOR MATERIAL STORAGE, SUBSTRATE EVALUATION, SURFACE PREPARATION, AND THE INSTALLATION OF BOTH SIKA AND NON-SIKA MATERIALS ARE THE RESPONSIBILITY OF THE CONTRACTOR. THE CONTRACTOR MUST ALWAYS READ AND FOLLOW THE WARNINGS AND INSTRUCTIONS ON SIKA PRODUCT LABELS, TECHNICAL DATA SHEETS, AND MATERIAL SAFETY DATA SHEETS AVAILABLE AT WWW.SIKAUSA.COM. SIKA CORPORATION MAKES NO WARRANTY OF ANY KIND, EITHER EXPRESS OR IMPLIED, AS TO THE CONTENT OF THIS GUIDE DETAIL. SIKA SHALL NOT BE RESPONSIBLE UNDER ANY LEGAL THEORY TO ANY THIRD PARTY FOR ANY DIRECT OR CONSEQUENTIAL DAMAGES OF ANY KIND ARISING FROM THE USE OF THIS GUIDE DETAIL. ALL PRODUCTS AND SERVICES PROVIDED BY SIKA CORPORATION ARE SUBJECT TO ITS TERMS AND CONDITIONS OF SALE AVAILABLE AT WWW.SIKAUSA.COM.