

## SYSTEM DATA SHEET

# Sikalastic®-641 Lo-VOC Roofing System

Liquid applied single component fully reinforced Lo-VOC, low-odor roofing and waterproofing system with fiberglass or polyester reinforcement

### PRODUCT DESCRIPTION

Sikalastic®-641 Lo-VOC Roofing System combines cold applied, aliphatic, single component, moisture-triggered polyurethane resin with fiberglass mat or polyester fleece reinforcement to create a seamless membrane and flashing system.

### USES

**Sikalastic®-641 Lo-VOC roofing/waterproofing systems may only be used by experienced professionals.**

- Sikalastic® 10, 15, 20 and 25 year systems, including Built Up, Direct, Plaza Deck/PMA, and Vegetated systems for both new construction and refurbishment
- Embedment and top coat resin for Sikalastic® systems reinforced with Sika Reemat
- Saturating resin for Sikalastic® systems reinforced with Sika Fleece
- Ideal for roofs displaying complex details and geometry or when accessibility is limited
- Effective and cost efficient life cycle extension of existing roofs
- Highly reflective Sikalastic®-641 Lo-VOC in White for cool roofs and solar roof assemblies
- Suitable for use for applications such as balconies, terraces, walkways, plazas, and similar applications exposed to foot traffic when provided with a supplemental aggregated surfacing

### CHARACTERISTICS / ADVANTAGES

- Proven technology with over 30 year track record
- Single component - no mixing and ready to use
- Fully reinforced with highly conformable Sika Reemat or Sika Fleece
- Moisture triggered chemistry that is rapidly weatherproof after application
- Resistant to ponding water
- Low VOC formula - low Odor
- Highly elastic and crack bridging
- Seamless and fully adhered
- Vapor permeable
- UV resistant and non-yellowing
- Abrasion and chemical resistant
- Adheres to most common construction materials when suitable primer is used

### ENVIRONMENTAL INFORMATION

- Environmental Product Declaration (EPD) - Cradle-to-Grave

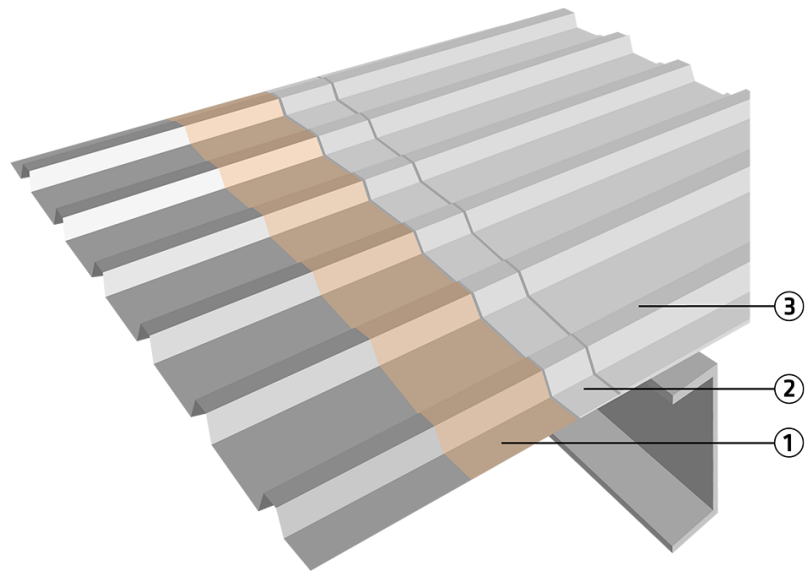
### APPROVALS / STANDARDS

- FM Approval Standard 4470 for Class 1 Roof Covers
- UL 790 Class A
- Miami-Dade
- ASTM D 6083
- ASTM E 108
- ASTM C 836
- Florida Building Code

# SYSTEM INFORMATION

## System Structure

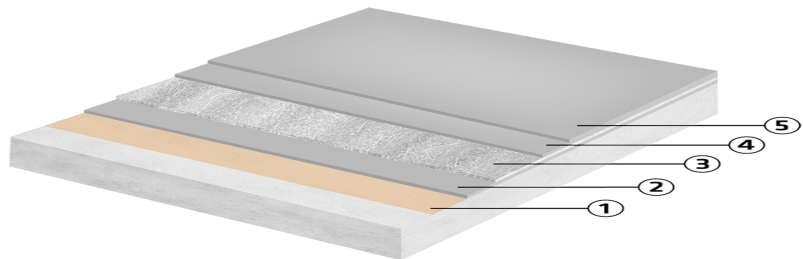
## Sikalastic® -641 Lo-VOC System Guide for Metal Roofs



	<b>Metal Roof*</b>
1. Primer	See Priming Guide
2. Base Layer: Sikalastic®-641 Lo-VOC	20 mils wet–80 sf/gal.
3. Top Layer: Sikalastic®-641 Lo-VOC	20 mils wet–80 sf/gal.


\* Detailing: Sika® Flexitape Heavy or Sika® Joint Tape SA centered over seams, transitions and properly treated cracks and joints.

## Sikalastic® -641 Lo-VOC System Guide with Sika® Reemat



	Sikalastic® 10*	Sikalastic® 15*	Sikalastic® 20*	Sikalastic® 25*
1. Primer	See Priming Guide	See Priming Guide	See Priming Guide	See Priming Guide
2. Base Layer: Sikalastic®-641 Lo-VOC	50 mils wet 32 sf/gal.	50 mils wet 32 sf/gal.	50 mils wet 32 sf/gal.	50 mils wet 32 sf/gal.
3. Reinforcement:	Sika® Reemat Premium	Sika® Reemat Premium	Sika® Reemat Premium	Sika® Reemat Premium
4. Top Layer: Sikalastic®-641 Lo-VOC	20 mils wet 80 sf/gal.	20 mils wet 80 sf/gal.	30 mils wet 53 sf/gal.	23 mils wet 69 sf/gal.
5. Top Layer: Sikalastic®-641 Lo-VOC				23 mils wet 69 sf/gal.

### Sikalastic® -641 Lo-VOC System Guide with Sika® Fleece



	Sikalastic® 15*	Sikalastic® 20*	Sikalastic® 25*
1. Primer	See Priming Guide	See Priming Guide	See Priming Guide
2. Base Layer: Sikalastic®-641 Lo-VOC	45 mils wet 35 sf/gal.	50 mils wet 32 sf/gal.	66 mils wet 24 sf/gal.
3. Reinforcement:	Sika® Fleece 120 (US)	Sika® Fleece 140 (US)	Sika® Fleece 170 (US)
4. Top Layer: Sikalastic®-641 Lo-VOC	25 mils wet 64 sf/gal.	30 mils wet 53 sf/gal.	34 mils wet 47 sf/gal.

\*Substrates: Concrete or cementitious, metals, woods, single-ply or bituminous, stone. Primer required (see Substrate Priming Guide). Detailing: Sika® Flexitape Heavy or Sika® Joint Tape SA centered over seams, transitions and properly treated cracks and joints.

**Note: Coverage rates provided are optimal and are not guaranteed - coverage rates will vary depending on temperature, surface roughness and porosity, aggregate selection and embedment, and application technique. For example, using Sikalastic®-641 Lo-VOC Roofing System with Sika® Fleece 140 in a RoofPro 20 build up, a potential full system coverage rate for a mod-bit surface could be 14 - 16 sf/gal.. Sikalastic®-641 Lo-VOC Roofing System with Sika Reemat Premium in a RoofPro 15, 20 & 25 build up, a potential base coat coverage rate could be 25 - 28 sf/gal.**

### Composition

Single component, moisture-triggered, aliphatic polyurethane

<b>Color</b>	White, Standard Gray, Pearl Gray, Steel Gray, Mushroom, Copper Green; custom colors available with minimum order quantity			
<b>Dry film thickness</b>	<b>Sikalastic® -641 Lo-VOC System Guide for Metal Roofs</b>			
	<b>Metal Roof</b>	36 mils dry		
	<b>Sikalastic® -641 Lo-VOC System Guide with Sika® Reemat</b>			
	<b>Sikalastic® 10</b>	<b>Sikalastic® 15</b>	<b>Sikalastic® 20</b>	<b>Sikalastic® 25</b>
	62 mils dry	62 mils dry	71 mils dry	85 mils dry
	<b>Sikalastic® -641 Lo-VOC System Guide with Sika® Fleece</b>			
	<b>Sikalastic® 15</b>	<b>Sikalastic® 20</b>	<b>Sikalastic® 25</b>	
	62 mils dry	71 mils dry	89 mils dry	
<b>Volatile organic compound (VOC) content</b>	38 g/l	(ASTM D-2369-81)		

## TECHNICAL INFORMATION

<b>Resistance to Static Puncture</b>	<b>Sikalastic® 20 with Sika® Reemat Premium</b>	<b>Sikalastic® 20 with Sika® Fleece 140</b>	(ASTM D-5602)
	> 55 lbf	> 55 lbf	
	Note: Data for other Sikalastic assemblies available upon request		
<b>Tensile Strength</b>	<b>Sikalastic® 20 with Sika® Reemat Premium</b>	<b>Sikalastic® 20 with Sika® Fleece 140</b>	(ASTM D-751 Proc. B)
	1030 psi	900 psi	
	Note: Data for other Sikalastic assemblies available upon request		
	<b>Sikalastic® 20 with Sika® Reemat Premium</b>		(ASTM D-751 Proc. B)
	1030 psi		
	<b>Sikalastic® 20 with Sika® Fleece 140</b>		(ASTM D-751 Proc. B)
	900 psi		
<b>Elongation at Break</b>	<b>Sikalastic® 20 with Sika® Reemat Premium</b>	<b>Sikalastic® 20 with Sika® Fleece 140</b>	(ASTM D-751)
	21 %	82 %	
	Note: Data for other Sikalastic assemblies available upon request		
<b>Tear Strength</b>	<b>Sikalastic® 20 with Sika® Reemat Premium</b>	<b>Sikalastic® 20 with Sika® Fleece 140</b>	(ASTM D-624)
	300 lbf/in	200 lbf/in	
	Note: Data for other Sikalastic assemblies available upon request		
<b>External Fire Performance</b>	Class A	(ASTM E-108)	
<b>Chemical Resistance</b>	Strong resistance to a wide range of reagents, including paraffin, gasoline, fuel oil, white spirit, acid rain, detergents and moderate solutions of acids and alkalis. Some low molecular weight alcohols can soften the material. Contact Technical Service for specific recommendations.		
<b>Artificial Ageing</b>	5,000 hours under UV light, no cracking or crazing	(ASTM C-1442)	

<b>Solar Reflectance</b>	86.8 %	(ASTM C-1549)	(White)
	57.6 %		(Pearl Gray)
	37.5 %		(Standard Gray)
	12.0 %		(Steel Gray)
	56.5 %		(Mushroom)
<b>Thermal Emittance</b>	0.90	(ASTM C-1371)	(White)
	0.91		(Pearl Gray)
	0.91		(Standard Gray)
	0.91		(Steel Gray)
	0.91		(Mushroom)
<b>Solar Reflectance Index</b>	108	(ASTM E-1980)	(White)
<b>Service Temperature</b>	-22–176 °F (-30–80 °C) intermittent		

## APPLICATION INFORMATION

<b>Ambient Air Temperature</b>	41 °F (5 °C) min. / 95 °F (35 °C) max
<b>Relative Air Humidity</b>	85 % R.H. max.
<b>Dew Point</b>	Beware of condensation. The substrate and uncured coating must be ≥ 5 °F (3 °C) above dew point.
<b>Substrate Temperature</b>	41 °F (5 °C) min. / 140°F (60°C) max.
<b>Substrate Moisture Content</b>	≤ 4 % moisture content Test method: Sika®-Tramex meter No rising moisture according to ASTM (Polyethylene-sheet)
<b>Pot Life</b>	Sikalastic®-641 Lo-VOC is designed for fast curing. High temperatures combined with high air humidity will increase the curing process. Thus, material in opened containers should be applied immediately. In opened containers, the material will form a film after 1–2 hours approx. ( at 75 °F (24 °C) and 50 % R.H.)

<b>Waiting / Recoat Times</b>	<b>Ambient Conditions</b>	<b>Minimum Wait Time To Overcoat</b>
	+40 °F / 50 % r.h.	18 hours
	+50 °F / 50 % r.h.	8 hours
	+70 °F / 50 % r.h.	6 hours
*After 7 days the surface must be cleaned and primed with Sika® Concrete Primer Lo-VOC or Sika® Reactivation Primer before continuing. Note: Times are approximate and will be affected by changing ambient conditions particularly temperature and relative humidity.		

<b>Test Results</b>	<b>Ambient Conditions</b>	<b>Rain Resistant</b>	<b>Touch Dry</b>	<b>Full Cure</b>
	+40 °F / 50 % r.h.	1 hour	12 hours	24 hours
	+50 °F / 50 % r.h.	1 hour	6 hours	18–24 hours
	+70 °F / 50 % r.h.	1 hour	4 hours	12–18 hours

Note: Times are approximate and will be affected by changing ambient conditions particularly temperature and relative humidity.

## BASIS OF PRODUCT DATA

Results may differ based upon statistical variations depending upon mixing methods and equipment, temperature, application methods, test methods, actual site conditions and curing conditions.

## LIMITATIONS

- Minimum age of concrete must be 28 days depending on curing and drying conditions
- Do not thin with solvents
- Do not store materials outdoors directly exposed to sunlight and moisture. Cover and protect material with breathable type covers such as canvas tarpaulins to allow venting and protection from weather and moisture. Observe temperature storage and conditioning requirements
- Do not apply to substrate surfaces where moisture vapor transmission will occur during application and cure. This condition may be checked using ASTM D 4263 (Polyethylene sheet method)
- Substrate must be dry prior to application. Do not apply to a frosted, wet or damp surface. Allow sufficient time for the substrate to dry after rain or inclement weather, as there is the potential for bonding problems
- On substrates likely to exhibit outgassing apply during falling ambient and substrate temperature. If applied during rising temperature pinholing or blistering may occur
- Use sunglasses with UV filter when applying highly reflective Sikalastic®- 641 Lo-VOC White (RAL 9016).
- Do not use for indoor applications unless sufficient air flow and ventilation are provided to prevent odors and/or vapors from leaving the immediate work area
- Precautions should be taken to prevent odors and/or vapors from entering the building/structure, including but not limited to turning off and sealing air intake vents or other means of ingress for odors and/or vapors into the building/structure during product application and cure
- For areas with direct exposure to heavy or frequent foot traffic, an additional wear coat protection with slip resistant aggregate is required. Opening to traffic prior to cure may result in loss of aggregate or permanent staining and subsequent premature failure.
- Do not apply cementitious products, such as tile mortar directly onto Sikalastic®- 641 Lo-VOC. See Sikalastic®-624 WP or Sikalastic®-644 Lo VOC Product Data Sheet
- Any repairs required to achieve a level surface must be performed prior to application (consult a Sika representative for guidance on various product solutions). Surface irregularities may reflect through the cured system
- When applying over existing coatings or membranes compatibility and adhesion testing and subsequent approval by Technical Services is required

- Opening to traffic prior to cure may result in permanent staining and subsequent premature failure
- On grade concrete decks should not be covered with Sikalastic® membrane systems
- Unvented metal pan, split/sandwich slab with encapsulated membrane and/or insulation, cinder fill decks, and lightweight insulating concrete deck overlays should not be covered with Sikalastic® systems without additional deck evaluation and subsequent approval by Technical Services
- Do not subject to continuous immersion, i.e., fountains, ponds, pools, or interior of tanks
- Not recommended for use over ceramic tile

## ENVIRONMENTAL, HEALTH AND SAFETY

For further information and advice regarding transportation, handling, storage and disposal of chemical products, user should refer to the actual Safety Data Sheets containing physical, environmental, toxicological and other safety related data. User must read the current actual Safety Data Sheets before using any products. In case of an emergency, call CHEMTREC at 1-800-424-9300, International 703-527-3887.

## APPLICATION INSTRUCTIONS

### Substrate Pre-Treatment

Refer to Priming Guide to select primer for properly evaluated and prepared substrate. Refer to separate primer Product Data Sheet for application methods, coverage rates, cure times and recoat windows. Always allow primer to cure thoroughly before applying detail or base resin layer.

### Sikalastic® -641 Lo-VOC Priming Guide

#### Substrates and Primer Options

#### **Concrete \*1**

Sikalastic® Concrete Primer Lo-VOC

Sikalastic® DTE Primer

Sikalastic® GDC Primer

Sikalastic® EP Primer/Sealer

Sikalastic® EP Primer Rapid

#### **Lightweight Structural Concrete \*1**

Sikalastic® Concrete Primer Lo-VOC

Sikalastic® DTE Primer

Sikalastic® GDC Primer

Sikalastic® EP Primer/Sealer

Sikalastic® EP Primer Rapid

#### **Cement, Gypsum Based Roof Boards**

Sikalastic® Concrete Primer Lo-VOC

Sikalastic® EP Primer/Sealer

Sikalastic® EP Primer Rapid

#### **Brick, Stone \*3**

Sikalastic® Concrete Primer Lo-VOC

Sikalastic® EP Primer/Sealer

Sikalastic® EP Primer Rapid

### System Data Sheet

Sikalastic®-641 Lo-VOC Roofing System

January 2025, Version 01.17

02091590900000012

## **Bituminous Substrate**

### **Asphalt, Bituminous Felts, Bituminous Coatings, Granulated or Smooth SBS & Aged APP Cap Sheets \*2,3**

Sikalastic® EP Primer/Sealer

Sikalastic® EP Primer Rapid

### **Single Ply PVC Membranes \*3**

#### **Sarnafil, Sikaplan \*3**

Sikalastic® EP Primer/Sealer

#### **Hypalon \*3**

Sika® Bonding Primer

#### **TPO, EPDM \*3**

Sikalastic® EPDM Primer

Sikalastic® EPDM / TPO Primer Lo-VOC

### **Roof tiles (unglazed) \*3,4**

Sikalastic® EP Primer/Sealer

Sikalastic® EP Primer Rapid

### **Fiberglass \*3**

Sikalastic® EP Primer/Sealer

Sikalastic® EP Primer Rapid

### **Polyurethane Foam - Sprayed or Slab Stock**

Sikalastic® EP Primer/Sealer

Sikalastic® EP Primer Rapid

### **Metal \*3**

#### **Aluminium, Galvanized, Cast Iron, Copper, Lead, Brass, Stainless Steel, Steel, Zinc**

Sikalastic® EP Primer/Sealer

Sikalastic® EP Primer Rapid

#### **Pre-Coated Metal \*3**

#### **Paints & Coatings \*3**

#### **Aluminized Solar Reflective Coatings \*3**

Sikalastic® EP Primer/Sealer

Sikalastic® EP Primer Rapid

### **Wood - Timber & Plywood \*5**

Sikalastic® EP Primer/Sealer

Sikalastic® EP Primer Rapid

#### **\* Consult Sika**

- 1 New cementitious substrates must be Portland base and be cured min. 28 days.
- 2 The presence of volatile bitumen may cause discoloration of Sikalastic® if not properly primed.
- 3 Surface evaluation and field adhesion testing.
- 4 Glazed tile consult Sika.
- 5 Pressure treated lumber consult Sika.

## **SUBSTRATE PREPARATION**

### **Concrete and Cementitious Substrates**

New concrete shall be allowed to cure a minimum of 28 days. Concrete shall have a minimum compressive strength of 20.7 MPa (3000 psi) and exhibit a minimum tensile bond strength of 1.4 MPa (200 psi). Moist or sheet curing methods should be used, as opposed to the use of curing compounds, which may interfere with the bond of the membrane. Inspect the concrete, including upstands. All areas should be hammer or chain drag tested. Concrete must be suitably finished, preferably by wood float or steel pan. A power float finish is

acceptable where the surface is prepared to avoid laitance (a tamped finish is not acceptable). The surface finish must be uniform and free from defects such as laitance, voids or honeycombing.

Cementitious or mineral based substrates must be prepared mechanically using abrasive blast cleaning or scarifying equipment to remove cement laitance and to achieve an open textured surface (CSP 2-4 per ICRI guidelines). Loose friable material and weak concrete must be completely removed and surface defects such as blowholes and voids must be fully exposed. The amount of embedment coat required may increase over rough or highly porous surfaces.

Repairs to the substrate, filling of joints, blowholes/voids and surface levelling must be carried out. Consult Sika for product recommendations based on project requirements. High spots must be removed by grinding or similar method. Outgassing is a naturally occurring phenomenon of concrete that can produce pinholes in liquid applied materials. The concrete must be carefully assessed for moisture content, air entrapment, and surface finish prior to any roofing/waterproofing work. Particular requirements for priming must also be considered. Installing the primer and membrane either when the concrete temperature is falling or stable can reduce outgassing. It is generally beneficial to apply the primer and embedment coat in the late afternoon or evening.

### **Gypsum and Cement Based Sheathing**

Sheathing boards shall be clean, dry, dust free, and shall be properly secured to the structure. Secure loose boards if in sound condition. Damaged or contaminated boards shall be removed and replaced.

### **Brick and Stone**

Mortar joints must be sound and preferably flush pointed. Power wash and use biodegradable non-sudsing detergent with clean water rinse as required.

### **Asphalt**

Asphalt contains volatiles which can cause bleeding and slight non-detrimental staining. The asphalt must be carefully assessed for moisture and/or air entrapment, grade and surface finish. Power wash and use biodegradable non-sudsing detergent with clean water rinse as required. All major cracks should be sealed to allow continuity of the Sikalastic® system.

### **Bituminous Felt**

Ensure that bituminous felt is firmly adhered or mechanically fixed to the substrate. Bituminous felt shall not contain badly degraded areas. Power wash and use biodegradable non-sudsing detergent with clean water rinse as required. Treat blisters by star cutting and removing any underlying water. Allow to dry and re-adhere using suitable adhesive.

#### **System Data Sheet**

Sikalastic®-641 Lo-VOC Roofing System

January 2025, Version 01.17

02091590900000012



## Bituminous Coatings

Bituminous coatings should not be sticky or mobile. Volatile mastic coatings, or old coal tar coatings are not acceptable. Remove any loose or degraded coatings.

## Metals

Metals must be in sound condition. Ferrous metals should be thoroughly cleaned by grinding or blast cleaning prior to priming (SSPC-SP3 to SP11 near-white metal). Non-ferrous metals are prepared by removing any deposits of dust and oxidation and abrading to bright metal. Wire brushing can be used for soft metal such as lead. The surface must be clean and free from grease which, if present, must be removed with a solvent wipe or wash with detergent, rinse and dry. Stainless Steel must be mechanically abraded or ground to create an appropriate anchor profile.

## Wooden Substrates

Plywood and timber based roof decks must be in good condition, firmly adhered or mechanically fixed. All plywood should be identified as conforming to PS 1 for construction and industrial plywood by grade, APA (American Plywood Association) trademark, or equivalent. For maximum smoothness, EXT Type APA, Grade A-C should be used, and the "A" side should be positioned to receive the Sikalastic® resin. Plywood decks to receive resin directly shall be at least 1/2" thick and attached and supported according to APA guidelines, using only non-rusting screw, spiral or coated nail type fasteners. A good practice would be to recess or counter sink fasteners 1/8 to 1/4" and fill with Sikaflex® sealant. Suitable edge support to prevent differential deflection between panels shall be provided. Panel edges shall be tongue and groove or supported on solid blocking. Space panels 1/8 to 3/16" at panel ends. Timber and timber based roof decks require additional reinforcement such as the installation of plywood, approved insulation or cover board. Small timber protrusions and suitable decks may be treated directly, provided that the timber is of exterior quality, i.e. plywood. Fill joints flush with Sikaflex® sealant.

## Paints and Coatings

Ensure the existing material is sound and firmly adhered. Remove any loose or degraded coatings. Ensure the surface is clean and free from oxidation, dust, dirt, and debris. Power wash and use biodegradable non-sudsing detergent with clean water rinse as required.

## Existing Sikalastic® System

The existing Sikalastic® System shall be soundly adhered to the substrate. Clean the membrane using a pressure washer at approximately 140bar (2000 psi) and biodegradable non-sudsing detergent with clean water rinse. Allow to dry.

## Sikaplan®/Sarnafil® membranes

Clean the membrane using a pressure washer at approximately 140bar (2000 psi) and biodegradable non-sudsing detergent with clean water rinse. Allow to dry.

## MIXING

No mixing necessary

## APPLICATION

### Detailing

#### Non-structural Cracks Up To 1/16"

Detail application not necessary. Apply embedment/base resin layer per below. Non-structural cracks between 1/16" and 1/4". Rout and seal with Sikaflex® sealant. Apply 40–45 mil resin layer embedded with 3" Sika Flexitape Heavy or use Sika® Joint Tape SA centered over the crack. Apply embedment/base resin layer per instruction.

#### Cracks and Joints Between 1/4" and 1"

Rout and seal with Sikaflex® sealant. Apply bond breaker tape sufficient to span width of crack or joint followed by 40-45 mil resin layer embedded with 6" Sika® Flexitape Heavy or use Sika® Joint Tape SA centered over crack or joint. Apply embedment/base resin layer by terminating Sika® Reemat or Sika® Fleece at edges of crack or joint overlapping Sika® Flexitape Heavy or Sika® Joint Tape SA, a minimum of 2 inches on both sides of the crack or joint.

#### Joints Greater Than 1"

Treat as expansion joint. Consult Sika for recommendations.

#### Metal Seams and Plywood/Cover Board Joints

Apply 40–45 mil resin layer embedded with 3 or 6" Sika® Flexitape Heavy centered over seam. Alternatively Sika® Joint Tape SA can be applied centered over seam. Apply embedment resin layer per instruction.



### Transitions Between Dissimilar Materials

Apply 40–45 mil resin layer embedded with Sika® Flexitape Heavy or use Sika® Joint Tape SA centered over transitions or dissimilar materials. Apply embedment resin layer per instruction.

### Embedment/Base Resin Layer With Sika® Reemat Reinforcement

Mixing not required. Apply Sikalastic®- 641 Lo-VOC at the coverage rate listed in the Sikalastic System Guide using a 1/2" nap phenolic resin core roller. Material can also be squeegee or spray applied, in which case it should be backrolled prior to embedding Sika® Reemat. Place Sika® Reemat in wet base resin layer overlapping seams a minimum of 2" (place frayed edge over cut edge of roll) and apply wet roller to topside to saturate completely. After approximately 5 minutes the binder will begin to dissolve allowing the fiber strands to conform to irregular surfaces. Do not over work once the fibers have conformed to the substrate. Allow to cure 12 hours at 70 °F and 50 % R.H. or until tack free before top resin layer. Keep clean and dry and apply top resin layer within 7 days. If window is exceeded clean with non-sudsing detergent and clean water rinse, and allow to dry prior to application of Sika® Concrete Primer Lo-VOC or Sika® Reactivation Primer.

### Top Resin Layer With Sika® Reemat Reinforcement

Mixing not required. Apply Sikalastic®- 641 Lo-VOC at the coverage rate listed in the Sikalastic System Guide with a 1/2" nap phenolic resin core roller. Material can also be squeegee or spray applied, in which case it should also be backrolled. In the case of RoofPro 25 allow the first top resin layer to cure 12 hours at 70 °F and 50 % R.H. or until tack free before applying second top resin layer. On top of the complete Sikalastic system additional resin layers may be applied with aggregate for slip resistance. Keep clean and dry and apply additional resin layers within 7 days. If window is exceeded clean with non-sudsing detergent and clean water rinse, and allow to dry prior to application of Sika® Concrete Primer Lo-VOC or Sika® Reactivation Primer.

### Wet On Wet Application With Sika® Fleece Reinforcement

Mixing not required. To primed substrate apply two-thirds of the Sikalastic®- 641 Lo-VOC specified in the Sikalastic System Guide with a 1/2" nap phenolic resin core roller. Immediately place specified Sika® Fleece into wet resin overlapping seams a minimum of 3" along the

edge and 6" end-to-end. Apply wet roller to topside with light pressure to saturate fleece from bottom and ensure air pockets are completely removed. Immediately apply all of remaining one-third of Sikalastic®- 641 Lo-VOC resin specified in the Sikalastic System Guide. Ensure there is an even and complete fleece saturation from the topside.

### Aggregated Surfacing

Supplemental aggregate surfacing is required for all applications that will experience direct foot traffic such as balconies, terraces, walkways, and plazas. It is also recommended for areas that experience maintenance foot traffic. The aggregate surfacing is applied in a supplemental resin layer after the Sikalastic membrane has been installed. Aggregate is not applied into the roofing/waterproofing resin.

### Seed and Back Roll Option

The Seed and Backroll option is primarily intended for use for maintenance traffic-type applications where enhanced slip resistance is required. Apply Sikalastic®- 641 Lo-VOC resin at 15 mils wet film thickness to the installed, cured membrane system. While the supplemental resin application is still wet seed with kiln dried, iron free aggregate. Back roll the surface to encapsulate the aggregate in the Sikalastic resin.

### Full Broadcast and Seal Option

The Full Broadcast and Seal option is intended for use for applications where both enhanced slip resistance and physical protection of the roofing membrane is required. Apply Sikalastic®- 641 Lo-VOC resin at 15 mils wet film thickness to the installed, cured membrane system. While the supplemental resin application is still wet broadcast to rejection (full broadcast/beach) with kiln dried, iron free aggregate. Remove excess aggregate after cure. Seal with an additional coat of Sikalastic resin.

### Aggregate Selection

Use clean, rounded or semiangular, oven dried quartz sand with a minimum hardness of 6.5 per the Moh's scale. It should be supplied in prepackaged bags and free of metallic or other impurities. The following size gradations are recommended:

- 16–30 or 20–40 mesh for pedestrian traffic systems

## CLEANING OF TOOLS

Clean all tools and application equipment with appropriate solvent immediately after use. Hardened and/or cured material can only be removed mechanically.

## OTHER RESTRICTIONS

See Legal Disclaimer.

## LEGAL DISCLAIMER

- KEEP CONTAINER TIGHTLY CLOSED
- KEEP OUT OF REACH OF CHILDREN
- NOT FOR INTERNAL CONSUMPTION
- FOR INDUSTRIAL USE ONLY
- FOR PROFESSIONAL USE ONLY

Prior to each use of any product of Sika Corporation, its subsidiaries or affiliates ("SIKA"), the user must always read and follow the warnings and instructions on the product's most current product label, Product Data Sheet and Safety Data Sheet which are available at [usa.sika.com](http://usa.sika.com) or by calling SIKA's Technical Service Department at 1-800-933-7452. Nothing contained in any SIKA literature or materials relieves the user of the obligation to read and follow the warnings and instructions for each SIKA product as set forth in the current product label, Product Data Sheet and Safety Data Sheet prior to use of the SIKA product.

SIKA warrants this product for one year from date of installation to be free from manufacturing defects and to meet the technical properties on the current Product Data Sheet if used as directed within the product's shelf life. User determines suitability of product for intended use and assumes all risks. User's and/or buyer's sole remedy shall be limited to the purchase price or replacement of this product exclusive of any labor costs. **NO OTHER WARRANTIES EXPRESS OR IMPLIED SHALL APPLY INCLUDING ANY WARRANTY OF MERCHANTABILITY OR FITNESS FOR A PARTICULAR PURPOSE. SIKA SHALL NOT BE LIABLE UNDER ANY LEGAL THEORY FOR SPECIAL OR CONSEQUENTIAL DAMAGES. SIKA SHALL NOT BE RESPONSIBLE FOR THE USE OF THIS PRODUCT IN A MANNER TO INFRINGE ON ANY PATENT OR ANY OTHER INTELLECTUAL PROPERTY RIGHTS HELD BY OTHERS.**

Sale of SIKA products are subject to the Terms and

### Sika Corporation

201 Polito Avenue  
Lyndhurst, NJ 07071  
Phone: +1-800-933-7452  
Fax: +1-201-933-6225  
[usa.sika.com](http://usa.sika.com)



### System Data Sheet

Sikalastic®-641 Lo-VOC Roofing System  
January 2025, Version 01.17  
02091590900000012

Conditions of Sale which are available at <https://usa.sika.com/en/group/SikaCorp/termsandconditions.html> or by calling 1-800-933-7452.

Sikalastic-641Lo-VOCRoofingSystem-en-US-(01-2025)-1-17.pdf

