

Effective Bearing Area of Epoxy Grouts

MEASURING EFFECTIVE BEARING AREA (EBA)

With most manufacturers, ASTM C1339 is the standard test used for measuring the flow and effective bearing area of epoxy grouts. This paper will focus on the effective bearing area portion of this test as it relates to epoxy grouts.

ASTM C1339 is written with polymer based grouts in mind, but can be adapted for cementitious grouts. The flow box is assembled with a head box on one end, a rectangular trough in the middle with either a 1" or 2" clearance for the grout to flow through, and an open end for the grout to flow to. The head box hopper is filled with a defined amount of mixed grout, determined by whether the test is being performed with a 1" or 2" clearance. After a resting period of 5 minutes, grout is allowed to flow under only the hydraulic pressure from the head box into the rectangular trough with a clear plastic cover plate. The clearance used, (1" or 2"), and the time it takes for the grout to flow and completely contact the cover plate (fill time) and to contact the end plate of the trough (flow time) is recorded (Figures 1 and 2). It is important to note the clearance of the trough because it is much more difficult for grout to flow through a 1" opening than a 2" trough.




Figure 1: Head box hopper and gate

This test simulates how grout would be installed under a baseplate; the trough represents the area between the foundation and the cover plate acts as the baseplate.

Here are epoxy grout samples after the ASTM C1339 flow box (Master Builders Solutions sample on the far left). Notice some materials never even make it the full length of the box. Visually it is easy to see that the EBA of other materials is less than desirable.



THREE RANGES OF SUPPORT (ASTM C1339)

Once the flow measurements are complete, the grout in the flow box is allowed to harden. It is then removed from the flow box and the grout surface is abraded to open any air bubbles and voids that have formed between the grout and




Figure 2: Material flowing through the trough

the baseplate. The determination of effective bearing area is a visual assessment to determine what percentage of the grout would actually be supporting the baseplate. ASTM C1339 defines three ranges of support:

>85% is high; 70-85% is medium; <70% is low.

A MORE QUANTIFIABLE TEST METHOD

In the ASTM C1339 test, the assessment of bearing area is purely subjective. At Master Builders Solutions we looked for something more scientific, more quantifiable. So we measure bearing area by removing the top Plexiglas plate, wire brushing the grout sample, and then dusting the surface with white powder. We then photograph the surface, and scan the photograph. (Figure 3) Using a computer program that will display a histogram, we convert the scan to pure black and white, and use functionality within the program to calculate the percentage of light versus dark areas to arrive at a true and accurate percentage, or Effective Bearing Area (Referenced on page 2).




Figure 3: For the measurement of the bearing area a computer analysis is used to generate quantitative results

EXPANSIVE AGENTS IN EPOXY GROUTS

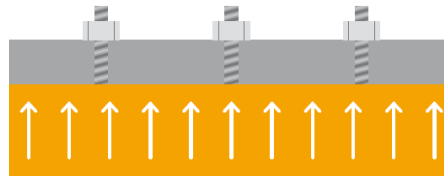
Master Builders Solutions' MasterFlow Epoxy grouts are 100% solids and do not require the use of expansive agents to achieve the best effective bearing area. Some manufacturers add gassing agents to compensate for shrinkage and provide increased volume stability. Unfortunately, use of gassing agents in epoxy grouts often result in a poor bearing area. At Master Builders Solutions we avoid these expansive agents, first because we have a 100% solids material. Secondly under certain conditions humidity, temperature and the depth of the grout pour, can result in excessive out-gassing and a reduction in effective bearing area. If the out-gassing occurs in the plastic state of the epoxy reaction then it results in bubbles being created and entrapped within the solid material. The formation of these bubbles will be detrimental to the effective bearing area and even reduce the compressive strength of the grout.

One manufacturer uses ASTM C827 in reference to effective bearing area and their epoxy grouts. This is the "Standard Test Method for Change in Height at Early Ages of Cylindrical Specimens from Cementitious Mixtures". The standard was written around cementitious materials, as all cement-based grout contain gassing agents to compensate for early-age shrinkage and this methods affords quantification of and provides a maximum for this expansion. As stated above, Master Builders Solutions epoxy grouts are volume stable and do not contain gassing agents.

MASTERFLOW EPOXY GROUTS

All of the Master Builders Solutions MasterFlow epoxy grouting products achieve >85% / high effective bearing area in accordance with the ASTM C 1339 test method. By obtaining maximum contact, we ensure that the grouted equipment or rail is stable, and that any imposed loads are evenly distributed, extending the functional service life of equipment, the grout and the foundation.

For more information on the topic of effective bearing area please refer to the article reprint from Concrete Repair Bulletin May/June 2017 "Effective Bearing Area Estimation of Structural Grouts" by Sue Isble and Fred Goodwin.



A stable foundation is required to ensure reliable support.

HEALTH , SAFETY AND ENVIRONMENTAL

Read, understand and follow all Safety Data Sheets and product label information for this product prior to use. The SDS can be obtained by visiting www.master-builders-solutions.com/en-us, e-mailing your request to mbsbcst@mbcc-group.com or calling 1(800) 433-9517. Use only as directed. For medical emergencies only, call ChemTrec® 1(800) 424-9300.

LIMITED WARRANTY NOTICE

Master Builders Solutions warrants this product to be free from manufacturing defects and to meet the technical properties on the current Technical Data Guide, if used as directed within shelf life. Satisfactory results depend not only on quality products but also upon many factors beyond our control. Master Builders Solutions **MAKES NO OTHER WARRANTY OR GUARANTEE, EXPRESS OR IMPLIED, INCLUDING WARRANTIES OF MERCHANTABILITY OR FITNESS FOR A PARTICULAR PURPOSE WITH RESPECT TO ITS PRODUCTS.** The sole and exclusive remedy of Purchaser for any claim concerning this product, including but not limited to, claims alleging breach of warranty, negligence, strict liability or otherwise, is the replacement of product or refund of the purchase price, at the sole option of Master Builders Solutions. Any claims concerning this product must be received in writing within one (1) year from the date of shipment and any claims not presented within that period are waived by Purchaser. Master Builders Solutions **WILL NOT BE RESPONSIBLE FOR ANY SPECIAL, INCIDENTAL, CONSEQUENTIAL (INCLUDING LOST PROFITS) OR PUNITIVE DAMAGES OF ANY KIND.**

Purchaser must determine the suitability of the products for the intended use and assumes all risks and liabilities in connection therewith. This information and all further technical advice are based on Master Builders Solutions' present knowledge and experience. However, Master Builders Solutions assumes no liability for providing such information and advice including the extent to which such information and advice may relate to existing third party intellectual property rights, especially patent rights, nor shall any legal relationship be created by or arise from the provision of such information and advice. Master Builders Solutions reserves the right to make any changes according to technological progress or further developments. The Purchaser of the Product(s) must test the product(s) for suitability for the intended application and purpose before proceeding with a full application of the product(s). Performance of the product described herein should be verified by testing and carried out by qualified experts.