


# Stylish Slate Patterns

LITHOTEX® Pavecrafters® Concrete Patterns and Textures

- Infield: Majestic Ashlar
- Border: Heavy Stone Texture





Majestic Ashlar



# Stylish Slate Patterns

LITHOTEX® Pavecrafters® Concrete Patterns and Textures

Note: All measurements are approximate



## Ashlar Slate

Pattern # S4000


**Recommended Contractor Set:** 12 Rigid, 2 Flex, 1 Skin, 1 Roller Sleeve

*Suggested Touch-up and Detailing Tools:*

**Touch-up Texture Skin:** Italian Slate – S7218-TS

**Touch-up Texture Roller Sleeve:** Italian Slate – SR0972

**Chisels:** 2", 4", & 8" **Touch-up Wheel:** 3/16"



## Majestic Ashlar

Pattern # S4100

**Grout Line Width:** 1/4"-3/8"


**Recommended Contractor Set:** 9 Rigid, 2 Flex, 1 Skin, 1 Roller Sleeve

*Suggested Touch-up and Detailing Tools:*

**Touch-up Texture Skin:** Italian Slate – S7218-TS

**Touch-up Texture Roller Sleeve:** Italian Slate – SR0972

**Chisels:** 2", 4", & 8" **Touch-up Wheel:** 3/16"



## Cottage Slate

Pattern # S4400

**Recommended Contractor Set:** 9 Rigid, 2 Flex, 1 Skin, 1 Roller Sleeve



*Suggested Touch-up and Detailing Tools:*

**Touch-up Texture Skin:** Italian Slate – S7218-TS

**Touch-up Texture Roller Sleeve:** Italian Slate – SR0972

**Chisels:** 2", 4", & 8" **Touch-up Wheel:** 3/16"

**Grout Line Width:** 3/8"-1/2"



## 3' x 3' Slate

Pattern # S4403

**Grout Line Width:** 3/16"-3/8"

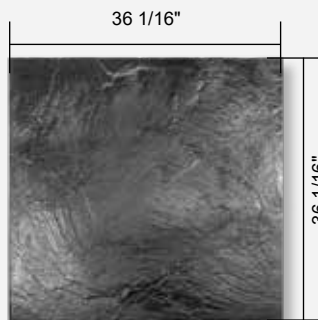
**Recommended Contractor Set:** 9 Rigid, 2 Flex, 1 Skin, 1 Roller Sleeve

*Suggested Touch-up and Detailing Tools:*

**Touch-up Texture Skin:** Italian Slate – S7218-TS

**Touch-up Texture Roller Sleeve:** Italian Slate – SR0972

**Chisels:** 2", 4", 8", & 12" **Touch-up Wheel:** 3/16"



# Stylish Slate Patterns

LITHOTEX® Pavecrafters® Concrete Patterns and Textures

Note: All measurements are approximate



## 18" x 18" Slate

Pattern # S4400BL

**Recommended Contractor Set:** 9 Rigid, 2 Flex, 1 Skin, 1 Roller Sleeve


*Suggested Touch-up and Detailing Tools:*

**Touch-up Texture Skin:** Italian Slate – S7218-TS

**Touch-up Texture Roller Sleeve:** Italian Slate – SR0972

**Chisels:** 2", 4", & 8" **Touch-up Wheel:** 3/16"

**Grout Line Width:** 3/8"-1/2"



## 6" x 6" Slate

Pattern # S4350

**Recommended Contractor Set:** 9 Rigid, 2 Flex, 1 Skin, 1 Roller Sleeve


*Suggested Touch-up and Detailing Tools:*

**Touch-up Texture Skin:** Italian Slate – S7218-TS

**Touch-up Texture Roller Sleeve:** Italian Slate – SR0972

**Chisels:** 2", 4", & 8" **Touch-up Wheel:** 3/16"

**Grout Line Width:** 3/16"-5/16"



## 12" x 12" Slate

Pattern # S4300

**Recommended Contractor Set:** 13 Rigid, 2 Flex, 1 Skin, 1 Roller Sleeve

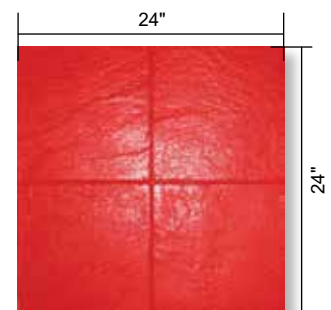
*Suggested Touch-up and Detailing Tools:*

**Touch-up Texture Skin:** Italian Slate – S7218-TS

**Touch-up Texture Roller Sleeve:** Italian Slate – SR0972

**Chisels:** 2", 4", & 8" **Touch-up Wheel:** 3/16"

**Grout Line Width:** 1/4"-3/8"



## Diamond Tile

Pattern # S4500

**Recommended Contractor Set:** 8 Rigid, 1 Flex, 1 Skin, 1 Roller Sleeve

*Suggested Touch-up and Detailing Tools:*

**Touch-up Texture Skin:** Bluestone – S20018-TS

**Touch-up Texture Roller Sleeve:** Bluestone – SR0920

**Chisels:** 2", 4", & 8" **Touch-up Wheel:** 3/16"

**Grout Line Width:** 1/4"

