



Sikadur 31, Hi-Mod Gel

Application Instructions



Sikadur 31, Hi-Mod Gel

- ▲ Structural epoxy paste adhesive
- ▲ Two-component
- ▲ 100% solids
- ▲ Solvent-free
- ▲ Moisture-tolerant
- ▲ High-strength
- ▲ High-modulus



Sikadur 31, Hi-Mod Gel

▲ Where to use:

- Structural bonding of concrete, masonry, metals, wood, etc. to a maximum glue line of 1/8 in. (3mm)
- Grout bolts, dowels, and pins
- Sealing cracks and around injection ports prior to pressure-injection grouting
- Interior, vertical, and overhead repair of concrete as an epoxy mortar binder
- As a pick-proof sealant around windows, doors, lock-ups etc. inside correctional facilities



Sikadur 31, Hi-Mod Gel

▲ Packaging:

- 1 and 3 gallon units

▲ Coverage:

- 1 gal. yields 231 in³ of epoxy paste adhesive
- 1 gal. of adhesive (A + B), when mixed with 1 gal. by loose volume of oven-dried aggregate, yields approx. 346 in³ of epoxy mortar



Surface Preparation

- ▲ Surface must be clean and sound.
- ▲ Surface may be dry or damp, but must be free of standing water. Dry conditions are ideal.
- ▲ Remove dust, laitance, grease, curing compounds, impregnations, waxes and any other contaminants before application.



Surface Preparation

▲ Concrete:


- Surface should be cleaned and prepared to achieve a laitance and contaminant free, open textured surface by blast cleaning or equivalent mechanical means (ICRI CSP-3 or greater).



Sika Corporation

Steel Preparation

- ▲ **Steel**
 - Steel should be cleaned and prepared thoroughly by blast cleaning.



Tools Required

- ▲ Low speed mixer (400-600 rpm)
- ▲ Jiffy mixer paddle [or similar (i.e. Exo-mixer)]
- ▲ Spatula
- ▲ Trowel



Sika Corporation

Mixing

- ▲ Pre-mix both A & B components
- ▲ Condition material to 65°-85°F before mixing
- ▲ Proportion equal parts by volume of Component A and B into clean pail
- ▲ Mix thoroughly for 3 minutes with Jiffy mixing paddle on low-speed (400-600 rpm) until uniform in color
- ▲ Mix only quantity that can be used within pot life

Application

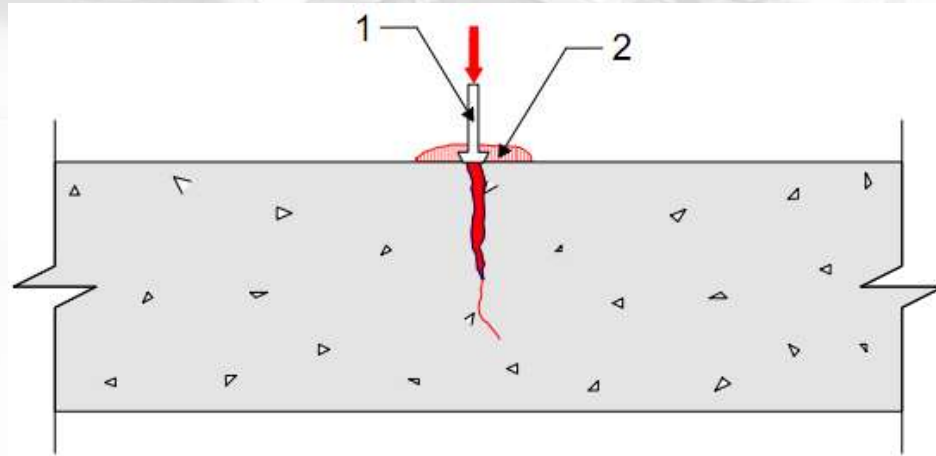
▲ As a structural adhesive

- Apply the neat mixed Sikadur 31, Hi-Mod Gel to the prepared substrates.
- Work into the substrate for positive adhesion.
- Secure the bonded unit firmly into place until the adhesive has cured.
- Glue line should not exceed 1/8-in. (3mm).
- Photo: Sikadur 31, Hi-Mod Gel used as the adhesive component in the Sikadur Combiflex (SG) strip and seal expansion joint system.



Application

- ▲ To seal cracks for injection grouting
 1. Set porting device over crack.
 2. Place the neat mixed Sikadur 31, Hi-Mod Gel material over the cracks to be pressure injected and around each injection port. (Allow sufficient time to set before pressure injecting.)



Application

▲ As a pick-proof sealant

- Use automated or manual method.
- Apply an appropriate size bead of material in the joint or around the area being sealed.
- Seal with neat Sikadur 31, Hi-Mod Gel.



Mixing

- ▲ **Epoxy Mortar**
 - Slowly add up to 1 part, by loose volume of an oven-dried silica sand to 1 part mixed Sikadur 31, Hi-Mod Gel, and mix until uniform in consistency.

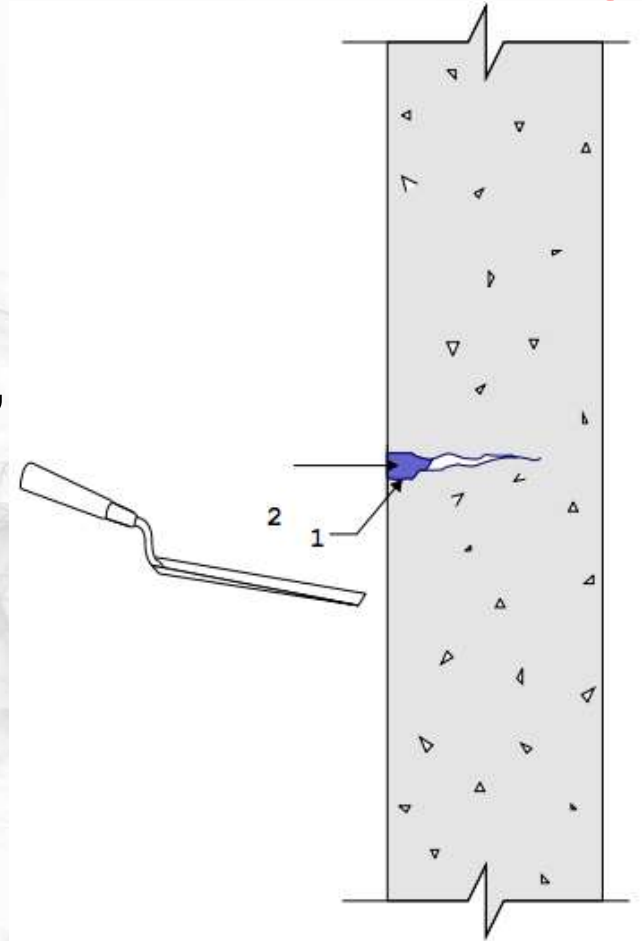


Sika Corporation

Application

▲ For interior vertical & overhead patching

1. No need to prime for gels
 2. While primer is still tacky fill cavity with Sikadur 31 Hi-Mod Gel epoxy resin mortar. Strike off and level, finishing with a trowel.
- Lifts should not exceed 1-in (25 mm).



Precautions

- ▲ Always read the current product data sheet, material safety data sheet and label prior to use.
- ▲ Avoid skin and eye contact
- ▲ Wear
 - chemical resistant gloves
 - goggles
- ▲ Ventilate area
- ▲ Dispose of in accordance with local, state and federal regulations
- ▲ Uncured material can be removed with approved solvent (e.g. xylene, acetone or MEK)
- ▲ Follow manufacturer's warnings and instructions for use



Sikadur 31, Hi-Mod Gel

Sika Product Data Sheets can be obtained via:

<http://usa.sika.com>

Refer to data sheets for specific information on each Sika product.

