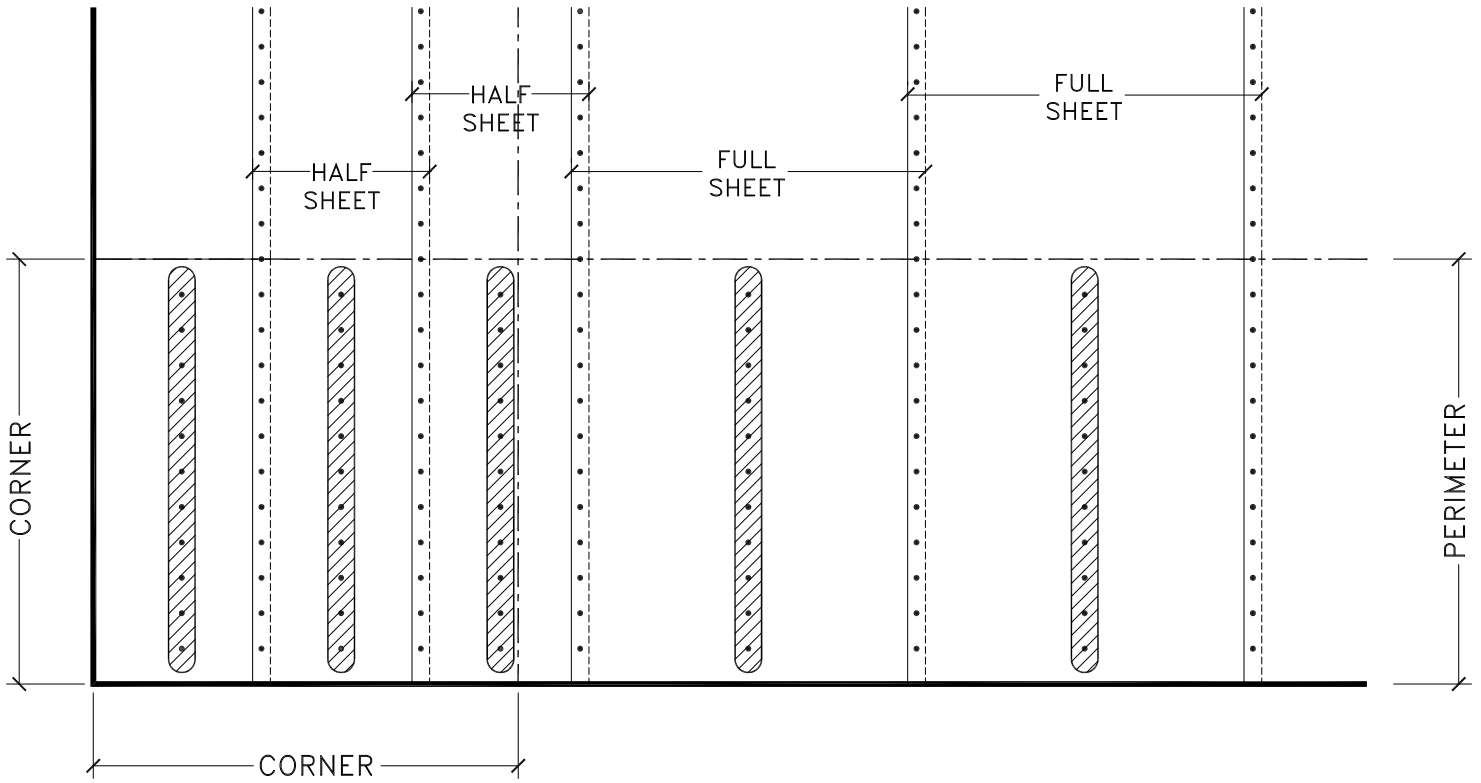






FLUTE DIRECTION



K E Y

	EDGE OF SARNAFIL OR SIKAPLAN MEMBRANE
	OVERLAPPED EDGE OF SARNAFIL OR SIKAPLAN MEMBRANE
	FASTENERS & DISCS FASTENED AS REQUIRED
	MEMBRANE COVERSTRIP

NOTE:

- 1) PERIMETER DETERMINED AS $0.10 \times$ LEAST PLAN WIDTH OR $0.40 \times$ BUILDING HEIGHT, WHICH EVER IS LESS.
- 2) CORNER AREA INTERMEDIATE FASTENER ROWS TO BE INSTALLED MIDWAY BETWEEN THE HALF SHEET FASTENER ROWS.
- 3) MINIMUM OF 2 PERIMETER HALF SHEETS.

CORNER & PERIMETER SHEET LAYOUT
STEEL DECK

BUILDING TRUST

781-828-5400



usa.sarnafil.sika.com

JOB NAME:

SCALE: N.T.S.

DATE: 11/16

FILE NO.: MF-PE1

DRW. NO.: XXX

AS A MEMBRANE MANUFACTURER, SIKA CORPORATION ("SIKA") REVIEWS DETAILS PREPARED BY THE CONSULTANT, ARCHITECT AND/OR ENGINEER FOR A PROJECT SOLELY FOR THE PURPOSE OF DETERMINING IF A SIKA WARRANTY MAY ISSUE FOR THE PROJECT. THIS REVIEW IS NOT TO BE CONSTRUED AS APPROVAL OF DETAILS BY SIKA AND IS NOT BEING CONDUCTED IN LIEU OF SOUND ENGINEERING AND ARCHITECTURAL PRACTICES AND JUDGMENT AND SHOULD NOT BE RELIED UPON FOR THAT PURPOSE. SIKA CORPORATION ASSUMES NO LIABILITY WITH RESPECT TO THE DESIGN OF THE ROOFING OR WATERPROOFING SYSTEM, THE ARCHITECT, CONSULTANT AND/OR ENGINEER OR DESIGN PROFESSIONAL FOR A PARTICULAR PROJECT BEARS THE SOLE RESPONSIBILITY FOR THE DESIGN OF THE ROOFING OR WATERPROOFING SYSTEM, FOR THE PREPARATION AND APPROVAL OF THE DETAILS AND SHOP DRAWINGS, AND FOR DETERMINING THEIR SUITABILITY FOR A PARTICULAR PROJECT OR APPLICATION, WHILE SIKA PROVIDES GENERAL INSTRUCTIONS FOR THE INSTALLATION OF ITS MEMBRANE AS WELL AS TRAINING FOR SIKA AUTHORIZED APPLICATORS, THE MEANS AND METHODS USED BY THE CONTRACTOR FOR SURFACE PREPARATION AS WELL AS THE MEANS AND METHODS EMPLOYED BY THE CONTRACTOR IN THE INSTALLATION OF THE SIKA MEMBRANE ARE THE RESPONSIBILITY OF THE CONTRACTOR. ALL SALE OF SIKA PRODUCTS AND SERVICES ARE SUBJECT TO SIKA' TERMS AND CONDITIONS OF SALE AVAILABLE AT USA.SARNAFIL.SIKA.COM.